



**Summary of Leakage Investigations of Big Sky Water and Sewer District No. 363  
Holding Ponds.**

**January 30, 2024**

**Trevor C. Osorno, R.G.  
Director and Senior Hydrogeologist  
Ozark Underground Laboratory**



An investigation conducted for the Cottonwood Environmental Law Center, PO Box 412, Bozeman, Montana 59771.

### **Qualifications of Trevor Osorno**

My name is Trevor Osorno and I have prepared this report. I am a Registered Geologist in my home state of Missouri (license 2024003434). I hold a B.S. (2014) from Saint Norbert College and a M.S. (2016) from University of Kansas in geology and have done subsequent work focused on hydrogeology toward a PhD (geology) at the University of Kansas.

I am the Director of Ozark Underground Laboratory, Inc. (OUL). This firm has been in continuous fulltime operation since 1973 and currently has a staff of 12. The OUL provides world-wide services including hydrogeological consulting, contract studies, and laboratory analysis for clients conducting groundwater traces with fluorescent tracer dyes.

A copy of my resume is included as Appendix A. I have over 7 years of experience as a subject matter expert in groundwater tracing and high-resolution aquifer characterization. I have worked on projects across the United States, Europe, South America, Australia and Pacific Islands. I am also the co-developer of the Point Velocity Probe Family of Tools, which is a family of tools for the direct, high-resolution, measurement of groundwater velocity.

## Summary of Key Findings

This report provides a review of the dye tracer study conducted at BSWSD holding ponds, a review of irrigation water chemistry as reported by BSWSD, and presents simple water budget calculations based on BSWSD plant flow data. As a result of this review, the following key findings were made:

1. The results of the fluorescent tracer test of the BSWSD holding ponds showed leakage of sewage effluent entering the West Fork Gallatin River within 26.5 hours of dye introduction.
2. Measurable dye concentrations were detected entering the West Fork Gallatin River via the underdrain for a period of four weeks after dye introduction.
3. The rapid breakthrough of tracer dye at the underdrain discharge to the West Fork Gallatin River demonstrate the presence of leakage from one or more of the holding ponds. There is very little, if any, potential for denitrification of the effluent prior to reaching the West Fork of the Gallatin. This is the functional equivalent of a direct discharge to the West Fork Gallatin River.
4. The fluorescent tracer study found that BSWSD effluent used for irrigation of the Meadow Village Golf Course discharged to Chapel Spring, which ultimately discharges to the West Fork Gallatin River. Positive dye detections at Chapel Spring were a direct result of over-irrigation of the golf course.
5. BSWSD has exceeded the Montana Department of Environmental Quality (MTDEQ) standards for class A-1 or class B-1 reclaimed wastewater since 2013. Therefore, the discharge for irrigation requires a Montana Ground Water Pollution Control System (MGWPCS) discharge permit.
6. Water balance calculations conducted using BSWSD plant flow data for calendar years 2015 – 2020 resulted in a mean volume of effluent improperly accounted for by BSWSD of 25.7 million gallons a year, which represents 17% of the total plant in flow, on average.
7. The improper accounting of sewage effluent by BSWSD eliminates the ability of BSWSD to detect leakage on the order of 25 million gallons a year. Leakage from the holding ponds was demonstrated through the tracer study. This finding highlights the BSWSD's inability to identify the occurrence of leakage from the holding ponds.

## **Introduction**

The purpose of this report is to review the findings of Ozark Underground Laboratory's (OUL) investigation into potential leakage from the Sewage Treatment and Disposal System of the Big Sky County Water and Sewer District No. 363, Big Sky, Montana (BSWSD). The discussion and conclusions in this report are supported by: (1) the results of a fluorescent tracer study of the BSWSD holding ponds, (2) a review of the data collected by BSWSD on irrigation water chemistry and (3) the results of annual water balance calculations of BSWSD plant inflow and exports for the calendar years 2015 – 2020.

## **Review of Tracer Study of BSWSD Holding Ponds**

In the summer of 2021, OUL was retained by Cottonwood Environmental Law Center, hereafter referred to as Cottonwood, to conduct a tracer study to determine if there was a hydrologic connection between the BSWSD sewage treatment system, containing partially treated wastewater, and the West Fork Gallatin River. A detailed report of the full tracer study can be found in Aley (2021). For the purposes of this report, a brief summary of the tracer study is provided below.

Sampling locations were established along the West Fork Gallatin River, as well as Chapel Spring, and the under-drain of the BSWSD holding ponds (Figure 1). Background sampling demonstrated no fluorescein was present in the system prior to dye introduction.

Following background sampling, fluorescein dye mixture was introduced into three of the holding ponds on July 14, 2021.

Fluorescein dye was detected in both underdrain sampling locations in activated carbon samplers deployed from July 13, 2021 to July 20, 2021. Fluorescein dye was detected at both underdrain sampling locations in activated carbon samplers for the remainder of the study which ended on August 12, 2021. Fluorescein was also detected in activated carbon samplers placed at the four sampling locations downstream of the confluence between discharges from the underdrain and the West Fork Gallatin River collected on July 20, 2021. The peaks at the four sampling locations downstream of the confluence between discharges from the underdrain and the West Fork Gallatin River were irregular in shape and were thus footnoted as not fully meeting all criteria for positive detections. However, it is the OUL's interpretation that these detections were from fluorescein dye introduced into one or more of the sewage ponds that discharged from the underdrain. These positive dye detections demonstrate the presence of hydrologic connections between the BSWSD sewage treatment system and the West Fork Gallatin River. The dye detections indicate rapid transport and sustained concentrations over a period of three to four weeks. Fluorescein was also detected in carbon samplers collected on July 20, 2021 at Chapel Spring. Chapel Spring drains a portion of the Meadow Village Golf Course (MVGC). The positive detections at Chapel Spring demonstrate that fluorescein introduced into the BSWSD holding ponds passed through the MVGC irrigation system and drained to Chapel Spring. Water from Chapel Spring flows into the West Fork Gallatin River. Although the tracer study was not designed to investigate potential connections between the irrigation of treated effluent and the West Fork Gallatin River, the gross over-irrigation of the MVGC resulted in dyed, treated effluent reaching Chapel Spring and ultimately the West Fork Gallatin River. The gross over-irrigation of the MVGC is a direct result of the irrigation system being used as a disposal system, not a beneficial re-use designed to meet the water

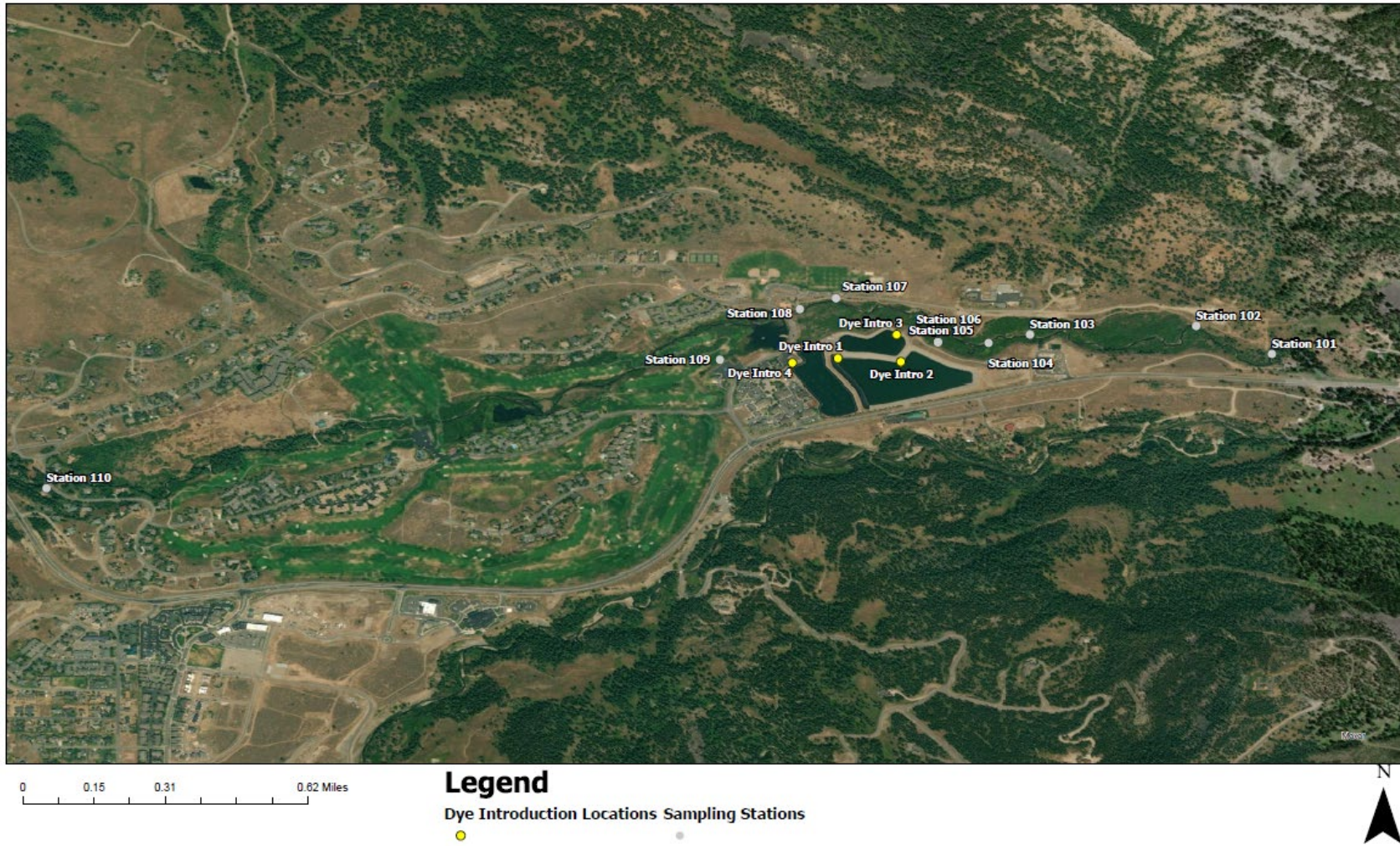
demand of the golf course. Montana DEQ seems to have recognized this as early as 2012. When discussing point source pollution of nitrogen in the West Fork Gallatin River, Montana DEQ accepted a restoration plan stating that “The primary sources of nitrogen to the Upper Gallatin Watershed are associated with resort and residential development, with wastewater, from both septic systems and public disposal of wastewater effluent on the Big Sky Golf Course, being the largest source.” (The Blue Water Task Force, Inc., 2012). The recognition that BSWSD is the primary point source of nitrogen pollution came at a time when irrigated water contained a total nitrogen concentration of only 8.62 mg/L (mean annual effluent concentration in 2012, see Table 1). In 2020, the average total nitrogen concentration in the irrigated water was 25.98 mg/L (Table 1), substantially increasing the impacts of irrigated water as a point source of nitrogen to the West Fork Gallatin River.

Additional dye tracing samples were collected on behalf of BSWSD and analyzed by Crawford Hydrology Laboratory (Crawford) in Kentucky. Both water and carbon samples yielded positive dye detections. The Crawford report is presented in Cunnane (2021). Notably, fluorescein dye was detected in a water sample collected from the underdrain on July 15, 2021 at 1230 hours. Subsequent carbon samplers collected and analyzed by Crawford from the underdrain yielded positive dye detections. Based on these additional results, the time of first arrival of dye into the underdrain system was within 26.5 hours of dye introduction into the holding ponds. Such a rapid travel time is consistent with visible damage to the liners of the holding ponds, as observed by Tom Aley of OUL during his site visit for dye introduction.

The results of the tracer study have several important implications related to the elevated nutrient load in the West Fork Gallatin River.

1. The BSWSD holding ponds are leaking.
2. Leakage from the BSWSD holding ponds is discharging to the groundwater system and West Fork Gallatin River.
3. Treated effluent applied to the MVGC as irrigation water drains to Chapel Spring and the West Fork Gallatin River.





**Figure 1.** Plan view map of the study area showing the locations of dye introduction and sampling locations.

## Review of BSWSD Treated Effluent Chemistry

To determine the impact of treated effluent reaching the West Fork Gallatin River via leakage from the holding ponds and over irrigation of the MVGC, water chemistry data collected by BSWSD were reviewed by the OUL. A summary of the average total nitrogen concentration in irrigation waters, using the chemical data spreadsheet from BSWSD (BIGSKY\_0008149), are shown in Table 1. Due to reporting inconsistencies within the BIGSKY\_0008149 spreadsheet, total nitrogen concentrations reported in Table 1 were calculated as the sum of reported nitrate plus nitrite and TKN concentrations. For the entries which state that fresh water was used for irrigation, a total nitrogen concentration of 0 mg/L was assumed for the calculated average total nitrogen concentrations for a given irrigation year. Note, the average total nitrogen concentrations reported in Table 1 are strict averages and do not account for temporal or volumetric application rates.

In a letter dated April 22, 2022, Susan Bawden of MTDEQ stated that the irrigation waters were subject to a maximum total nitrogen concentration of 10 mg/L. BSWSD has consistently exceeded this standard in waters exported for irrigation since 2013, with the average TN concentrations in irrigation waters also exceeding 10 mg/L in 2006 and 2008. The lack of investigation by MTDEQ into the total nitrogen concentration in the irrigation waters exported by BSWSD has led to the contamination of the Meadow Village Aquifer and the West Fork Gallatin River. Furthermore, in that same letter, MTDEQ continues to address nitrogen only on the basis of human health concerns and fails to recognize the degradation of the West Fork Gallatin River as a result of leakage and over-irrigation of sewage effluent. Further still, the standard referenced in this letter (ARM 17.30.623) states “waters classified B-1 are to be maintained suitable for drinking...”. The MCL for total nitrogen in drinking water in Montana is 10 mg/L. Therefore, the treated wastewater effluent from BSWSD has been in exceedance of ARM 17.30.623 standards since 2013. Montana DEQ Chapter 120 “Irrigation and Rapid Infiltration Systems” specifies the following in Part 121.1: (emphasis added): A Montana Ground Water Pollution Control System (MGWPCS) discharge permit from the Department will be required when the effluent does not meet the standards for class A-1 or class B-1 reclaimed wastewater (see Appendix B). BSWSD does not currently hold a MGWPCS permit and I have found no documentation of any attempt to obtain such a permit.

**Table 1. Mean annual total nitrogen in irrigation water as calculated from BSWSD BIGSKY\_0008149 data spreadsheet. The BSWSD plant is designed to treat wastewater with a maximum total nitrogen concentration in the effluent of 10 mg/L.**

| Year | Average Total Nitrogen mg/L |
|------|-----------------------------|
| 2006 | 12.29                       |
| 2007 | 7.82                        |
| 2008 | 13.01                       |
| 2009 | 7.67                        |
| 2010 | 9.23                        |
| 2011 | 7.58                        |
| 2012 | 8.62                        |
| 2013 | 16.26                       |
| 2014 | 13.99                       |
| 2015 | 11.25                       |
| 2016 | 13.34                       |
| 2017 | 16.32                       |
| 2018 | 20.16                       |
| 2019 | 24.98                       |
| 2020 | 25.98                       |

### Annual Water Balance Calculations

A water balance is a calculation commonly used to understand the relationship between total inflow and total outflow of a system and represents an important tool for the identification of leakage in engineered systems. In an engineered system, like the one present at BSWSD, the inflow and outflow sources are well-defined and can be easily measured. As a result, a water balance calculation should result in total outflow equal to total inflow (i.e., result of the water balance calculation equaling zero). If the result of the water balance calculation returns a non-zero value, an error in the system is likely present and the magnitude of that error is proportional to the discrepancy in the water balance calculation. All of the water balance calculations presented in this work resulted in non-zero values. These non-zero values are herein referred to as discrepancies.

Data used for these calculations were provided to OUL by Cottonwood. These data were collected by BSWSD personnel and, for the purposes of this report, are assumed to be a complete representation of plant inflow and outflow for calendar years 2015 – 2020. The source data utilized throughout the water balance calculations (i.e., file name, worksheet name, and cell name) are described throughout the report.

One sheet was prepared for each calendar year from 2015 through 2020 (Tables 2, 4, 6, 8, 10, 12). Note, line 15 is reported as the absolute value of Line 9 – Line 14 due to total inputs exceeding total exports and losses in some years and total exports and losses exceeding total inputs in other years. Each



summary table is accompanied with a source-explanation table, describing the source of the data included in the water balance calculations on a line-by-line basis (Tables 3, 5, 7, 9, 11, 13).

Values used for sewage inflows and water exports are from BSWSD data. Precipitation values are mean annual values from U.S. Climate Data for Big Sky. Evaporation rates are based on U.S. Weather Bureau data from 1946 to 1955 as reported in van der Leeden et al. (1990, p. 96). All other data was reported in two BSWSD Excel Workbooks entitled 'BIGSKY\_0008151.xlsx' and 'BIGSKY\_0008145.xlsx'. The spreadsheets provided by BSWSD, and used in this work, are included as Appendix C.

Mean annual precipitation and evaporation values were used for these calculations since site-specific values were not available. These values are representative of average conditions. The average variability of these parameters on a yearly basis is low (typically less than 15%).

The water balance tables have been updated from previously presented water balance calculations due to BSWSD's concern over the change in storage calculations. Details on BSWSD's concern can be found in the court transcript (p. 67 (page 203 of the full transcript) of Cottonwood Environmental Law Center et al., vs. Big Sky Water and Sewer District and Boyne Resorts, Volume II of III). BSWSD stated that a January-to-January change in storage calculation would be more representative than a December-to-December calculation. The tables presented in this report incorporate a January-to-January change in storage calculation.

**Table 2. Water Budget Summary for Calendar Year 2015**

| Line  | Volume (million gallons per year) | Explanation/Data Source   |
|---|-----------------------------------|---|
| <b>WATER INPUTS</b>   |                                   |   |
| 1   | 122.99                            | Sewage inflow. BSWSD data   |
| 2   | 9.72                              | Precipitation on ponds. 20.19 inches precipitation (Precipitation data from US Climate Data for Big Sky, Montana). Total pond area with full ponds is 17.72 acres (BSWSD data). |
| 3   | 0.97                              | Runoff from berms and other areas into ponds. 10% of precipitation onto ponds (Osorno estimate).  |
| <b>4</b>  | <b>133.68</b>                     | <b>Total Input (Lines 1 + 2 + 3)</b>  |
| <b>ANNUAL CHANGE IN STORAGE VOLUME 01/12/2015 TO 01/14/2016</b> |                                   |   |
| 5   | 3.792                             | Pond 1. Increase in storage. 01/12/2015= 26.734 million gal. 01/14/2016 = 30.527 mil. gal. BSWSD data   |
| 6   | 0                                 | Pond 1. Decrease in storage   |
| 7   | 0                                 | Pond 2; No data, assumed to be zero.  |
| 8   | 0                                 | Pond 3; No data, assumed to be zero   |
| <b>9</b>  | <b>129.888</b>                    | <b>WATER INPUTS MINUS INCREASE OR PLUS DECREASE IN STORAGE (Line 4 - Line 5 + Line 6). THIS IS WATER FOR DISPOSAL</b>   |
| <b>WATER EXPORTS AND LOSSES</b>                                 |                                   |   |
| 10  | 99.765                            | Irrigation water to North Loop, Meadow Village Golf Course BSWSD data. Big Sky 000-8151   |
| 11  | 41.365                            | Irrigation water to South Loop, Meadow Village Golf Course BSWSD data   |
| 12  | 15.939                            | Export of effluent to Yellowstone Club BSWSD data   |
| 13  | 12.99                             | Evaporation from full ponds @27 inches per year. US Weather Bureau data, 1946-1955. Published in van der Leeden et al. (1991, p. 96).   |
| 14  | 170.059                           | Subtotal (Lines 10 + 11 + 12+ 13)   |
| <b>15</b>   | <b>40.17</b>                      | <b>Discrepancy in water balance. ( Line 9 – Line 14 ). Total exports and losses exceed total inputs.</b>  |

**Table 3. Water Balance Data and Source Information for Calendar Year 2015**

| Line # for Water Balance Tables | Explanation of Measured Value            | Data Source and Computation  | Summary of Key Cells  | Resulting Value (million gallons per year) |
|---------------------------------|--|--|---|--|
| 1                               | BSWSD Total Sewage Inflow                | The data on total sewage inflow to the BSWSD was found on 'Sheet14' of 'BIGSKY_0008151'. The value of total sewage inflow for calendar year 2015 is recorded in cell 'N27'.  | Cell N27 on 'Sheet14' of 'BIGSKY_0008151'   | 122.99                                     |
| 5 and 6                         | Annual Change in Storage Volume - Pond 1 | Data on changes in pond storage for Pond 1 were gathered from 'Pond Depth Master Pivot Table' of 'BIGSKY_0008151'. The data reported in 'Pond Depth Master Pivot Table' of 'BIGSKY_0008151' were given as the depth of water within Pond 1 on specific dates. The depths were converted to water volumes using the built-in function in cell 'B5' in 'Pond 1' of 'BIGSKY_0008151'. The annual change in storage was calculated by determining the difference in volume of water in Pond 1 at the beginning and end of each calendar year. By subtracting the final volume from the initial volume, a positive resulting value represents an increase in storage (Line 5) and a negative resulting value represents a decrease in storage (Line 6). | <p>Water depth on 01/12/2015: Cell F1125 on 'Pond Depth Master Pivot Table' of 'BIGSKY_0008151'. The value of recorded in this cell was 10.73 feet.</p> <p>Water volume on 12/29/2014: The volume of water in Pond 1 in units of gallons is recorded in Cell B5 'Pond 1' of 'BIGSKY_0008151'. The value in Cell B5 with a depth of 10.73 feet entered into Cell B3 is 26,734,275.81 gallons.</p> <p>Water depth on 01/14/2016: Cell F1492 on 'Pond Depth Master Pivot Table' of 'BIGSKY_0008151'. The value of recorded in this cell was 12.00 feet.</p> <p>Water volume on 01/14/2016: The volume of water in Pond 1 in units of gallons is recorded in Cell B5 'Pond 1' of 'BIGSKY_0008151'. The value in Cell B5 with a depth of 12.00 feet entered into Cell B3 is 30,526,702.98 gallons.</p> | 3.792                                      |
| 7                               | Annual Change in Storage Volume - Pond 2 | No data on the depth of water within Pond 2 for specific dates was found in any of the BSWSD data provided to OUL.   | No Data   | Assumed to be zero                         |
| 8                               | Annual Change in Storage Volume - Pond 3 | No data on the depth of water within Pond 3 for specific dates was found in any of the BSWSD data provided to OUL.   | No Data   | Assumed to be zero                         |

**Table 3. Water Balance Data and Source Information for Calendar Year 2015**

| Line # for Water Balance Tables | Explanation of Measured Value                              | Data Source and Computation  | Summary of Key Cells   | Resulting Value (million gallons per year) |
|---------------------------------|--|--|--|--|
| 10                              | Irrigation water to North Loop, Meadow Village Golf Course | The irrigation data for the North Loop of the Meadow Village Golf Course was recorded in 'Master Irrigation' of 'BIGSKY_0008151'. The total irrigated volume for each pump in the North Loop was summed for the irrigation season 4/21/15 to 10/14/15. The associated cells summed within 'Master Irrigation' of 'BIGSKY_0008151' that correspond with this date range are rows 679 to 854. The pumps associated with the North Loop correspond to columns R, S, U, and V. | Irrigated volume for Pump 1: Sum of cells R679 to R854. The irrigated volume of Pump 1 for 2015 was 95,283,000 | 99.765                                     |
|                                 |  |  | Irrigated volume for Pump 2: Sum of cells S679 to S854. The irrigated volume of Pump 2 for 2015 was 0          |  |
|                                 |  |  | Irrigated volume for Pump 4: Sum of cells U679 to U854. The irrigated volume of Pump 4 for 2015 was 4,308,000  |  |
|                                 |  |  | Irrigated volume for Pump 5: Sum of cells V679 to V854. The irrigated volume of Pump 5 for 2015 was 174,000    |  |
| 11                              | Irrigation water to South Loop, Meadow Village Golf Course | The irrigation data for the South Loop of the Meadow Village Golf Course was recorded in 'Master Irrigation' of 'BIGSKY_0008151'. The total irrigated volume for each pump in the South Loop was summed for the irrigation season 4/21/15 to 10/14/15. The associated cells summed within 'Master Irrigation' of 'BIGSKY_0008151' that correspond with this date range are cells T679 to T854.   | Irrigated volume for Pump 3: Sum of cells T679 to T854. The irrigated volume of Pump 3 for 2015 was 41,365,000 | 41.365                                     |

**Table 3. Water Balance Data and Source Information for Calendar Year 2015**

| Line #<br>for<br>Water<br>Balance<br>Tables | Explanation of Measured Value             | Data Source and Computation   | Summary of Key Cells  | Resulting Value<br>(million gallons per<br>year) |
|---|---|---|---|--|
| 12  | Export of effluent to<br>Yellowstone Club | The flow data for the Yellowstone Club was recorded in 'YC Flows Pivot Table' of 'BIGSKY_0008145'. The total irrigated volume for the Yellowstone Club throughout the 2015 calendar year was given in cell F12 in 'YC Flows Pivot Table' of 'BIGSKY_0008145'. | The reported volume of flow to Yellowstone Club: Cell F12. The reported volume of flow to Yellowstone Club for 2015 was 15,939,000. | 15.939   |



**Table 4. Water Budget Summary for Calendar Year 2016**

| Line  | Volume (million gallons per year) | Explanation/Data Source   |
|---|-----------------------------------|---|
| <b>WATER INPUTS</b>   |                                   |   |
| 1   | 139.28                            | Sewage inflow. BSWSD data   |
| 2   | 9.72                              | Precipitation on ponds. 20.19 inches precipitation (Precipitation data from US Climate Data for Big Sky, Montana). Total pond area with full ponds is 17.72 acres (BSWSD data). |
| 3   | 0.97                              | Runoff from berms and other areas into ponds. 10% of precipitation onto ponds (Osorno estimate).  |
| <b>4</b>  | <b>149.97</b>                     | <b>Total Input (Lines 1 + 2 + 3)</b>  |
| <b>ANNUAL CHANGE IN STORAGE VOLUME 01/14/2016 to 01/28/2017</b> |                                   |   |
| 5   | 6.728                             | Pond 1. Increase in storage. 01/14/2016 = 30.527 mil gal. 01/28/2017= 37.255 mil. gal. BSWSD data   |
| 6   | 0                                 | Pond 1. Decrease in storage.  |
| 7   | 0                                 | Pond 2; No data, assumed to be zero.  |
| 8   | 0                                 | Pond 3; No data, assumed to be zero   |
| <b>9</b>  | <b>143.242</b>                    | <b>WATER INPUTS MINUS INCREASE OR PLUS DECREASE IN STORAGE (Line 4 - Line 5 + Line 6). THIS IS WATER FOR DISPOSAL</b>   |
| <b>WATER EXPORTS AND LOSSES</b>                                 |                                   |   |
| 10  | 80.325                            | Irrigation water to North Loop, Meadow Village Golf Course BSWSD data   |
| 11  | 44.912                            | Irrigation water to South Loop, Meadow Village Golf Course BSWSD data   |
| 12  | 42.276                            | Export of effluent to Yellowstone Club BSWSD data   |
| 13  | 12.99                             | Evaporation from full ponds @27 inches per year. US Weather Bureau data, 1946-1955. Published in van der Leeden et al. (1991, p. 96).   |
| 14  | 180.503                           | Subtotal (Lines 10 + 11 + 12+ 13)   |
| <b>15</b>   | <b>37.26</b>                      | <b>Discrepancy in water balance. ( Line 9 – Line 14 ). Total exports and losses exceed total inputs.</b>  |

**Table 5. Water Balance Data and Source Information for Calendar Year 2016**

| Line # for Water Balance Tables | Explanation of Measured Value            | Data Source and Computation  | Summary of Key Cells  | Resulting Value (million gallons per year) |
|---------------------------------|--|--|---|--|
| 1                               | BSWSD Total Sewage Inflow                | The data on total sewage inflow to the BSWSD was found on 'Sheet14' of 'BIGSKY_0008151'. The value of total sewage inflow for calendar year 2016 is recorded in cell 'N28'.  | Cell N28 on 'Sheet14' of 'BIGSKY_0008151'   | 139.28                                     |
| 5 and 6                         | Annual Change in Storage Volume - Pond 1 | Data on changes in pond storage for Pond 1 were gathered from 'Pond Depth Master Pivot Table' of 'BIGSKY_0008151'. The data reported in 'Pond Depth Master Pivot Table' of 'BIGSKY_0008151' were given as the depth of water within Pond 1 on specific dates. The depths were converted to water volumes using the built-in function in cell 'B5' in 'Pond 1' of 'BIGSKY_0008151'. The annual change in storage was calculated by determining the difference in volume of water in Pond 1 at the beginning and end of each calendar year. By subtracting the final volume from the initial volume, a positive resulting value represents an increase in storage (Line 5) and a negative resulting value represents a decrease in storage (Line 6). | <p>Water depth on 01/14/2016: Cell F1492 on 'Pond Depth Master Pivot Table' of 'BIGSKY_0008151'. The value of recorded in this cell was 12.00 feet.</p> <p>Water volume on 01/14/2016: The volume of water in Pond 1 in units of gallons is recorded in Cell B5 'Pond 1' of 'BIGSKY_0008151'. The value in Cell B5 with a depth of 12.00 feet entered into Cell B3 is 30,526,702.98 gallons.</p> <p>Water depth on 01/28/2017: Cell F1871 on 'Pond Depth Master Pivot Table' of 'BIGSKY_0008151'. The value of recorded in this cell was 14.17 feet.</p> <p>Water volume on 01/28/2017: The volume of water in Pond 1 in units of gallons is recorded in Cell B5 'Pond 1' of 'BIGSKY_0008151'. The value in Cell B5 with a depth of 14.17 feet entered into Cell B3 is 37,254,806.64 gallons.</p> | 6.728                                      |
| 7                               | Annual Change in Storage Volume - Pond 2 | No data on the depth of water within Pond 2 for specific dates was found in any of the BSWSD data provided to OUL.   | No Data   | Assumed to be zero                         |
| 8                               | Annual Change in Storage Volume - Pond 3 | No data on the depth of water within Pond 3 for specific dates was found in any of the BSWSD data provided to OUL.   | No Data   | Assumed to be zero                         |

**Table 5. Water Balance Data and Source Information for Calendar Year 2016**

| Line # for Water Balance Tables | Explanation of Measured Value                              | Data Source and Computation   | Summary of Key Cells  | Resulting Value (million gallons per year) |
|---------------------------------|--|---|---|--|
| 10                              | Irrigation water to North Loop, Meadow Village Golf Course | The irrigation data for the North Loop of the Meadow Village Golf Course was recorded in 'Master Irrigation' of 'BIGSKY_0008151'. The total irrigated volume for each pump in the North Loop was summed for the irrigation season 4/25/16 to 10/13/16. The associated cells summed within 'Master Irrigation' of 'BIGSKY_0008151' that correspond with this date range are rows 855 to 1027. The pumps associated with the North Loop correspond to columns R, S, U, and V. | <p>Irrigated volume for Pump 1: Sum of cells R855 to R1027. The irrigated volume of Pump 1 for 2016 was 58,750,000</p> <p>Irrigated volume for Pump 2: Sum of cells S855 to S1027. The irrigated volume of Pump 2 for 2016 was 17,605,000</p> <p>Irrigated volume for Pump 4: Sum of cells U855 to U1027. The irrigated volume of Pump 4 for 2016 was 3,859,000</p> <p>Irrigated volume for Pump 5: Sum of cells V855 to V1027. The irrigated volume of Pump 5 for 2016 was 111,000</p> | 80.325                                     |
| 11                              | Irrigation water to South Loop, Meadow Village Golf Course | The irrigation data for the South Loop of the Meadow Village Golf Course was recorded in 'Master Irrigation' of 'BIGSKY_0008151'. The total irrigated volume for each pump in the South Loop was summed for the irrigation season 4/21/15 to 10/14/15. The associated cells summed within 'Master Irrigation' of 'BIGSKY_0008151' that correspond with this date range are cells T855 to T1027.   | Irrigated volume for Pump 3: Sum of cells T855 to T1027. The irrigated volume of Pump 3 for 2016 was 44,912,000   | 44.912                                     |

**Table 5. Water Balance Data and Source Information for Calendar Year 2016**

| Line #<br>for<br>Water<br>Balance<br>Tables | Explanation of Measured Value             | Data Source and Computation   | Summary of Key Cells  | Resulting Value<br>(million gallons per<br>year) |
|---|---|---|---|--|
| 12  | Export of effluent to<br>Yellowstone Club | The flow data for the Yellowstone Club was recorded in 'YC Flows Pivot Table' of 'BIGSKY_0008145'. The total irrigated volume for the Yellowstone Club throughout the 2016 calendar year was given in cell F13 in 'YC Flows Pivot Table' of 'BIGSKY_0008145'. | The reported volume of flow to Yellowstone Club: Cell F13. The reported volume of flow to Yellowstone Club for 2016 was 42,276,000. | 42.276   |

**Table 6. Water Budget Summary for Calendar Year 2017**

| Line  | Volume (million gallons per year) | Explanation/Data Source   |
|---|-----------------------------------|---|
| <b>WATER INPUTS</b>   |                                   |   |
| 1   | 155.41                            | Sewage inflow. BSWSD data   |
| 2   | 9.72                              | Precipitation on ponds. 20.19 inches precipitation (Precipitation data from US Climate Data for Big Sky, Montana). Total pond area with full ponds is 17.72 acres (BSWSD data). |
| 3   | 0.97                              | Runoff from berms and other areas into ponds. 10% of precipitation onto ponds (Osorno estimate).  |
| <b>4</b>  | <b>166.10</b>                     | <b>Total Input (Lines 1 + 2 + 3)</b>  |
| <b>ANNUAL CHANGE IN STORAGE VOLUME 01/28/2017 to 01/28/2018</b> |                                   |   |
| 5   | 0                                 | Pond 1. Increase in storage.  |
| 6   | 7.020                             | Pond 1. Decrease in storage. 01/28/2017= 37.25 mil. gal. 01/28/2018 = 30.23 mil gal. BSWSD data   |
| 7   | 0                                 | Pond 2; No data, assumed to be zero.  |
| 8   | 0                                 | Pond 3; No data, assumed to be zero   |
| <b>9</b>  | <b>173.120</b>                    | <b>WATER INPUTS MINUS INCREASE OR PLUS DECREASE IN STORAGE (Line 4 - Line 5 + Line 6). THIS IS WATER FOR DISPOSAL</b>   |
| <b>WATER EXPORTS AND LOSSES</b>                                 |                                   |   |
| 10  | 35.238                            | Irrigation water to North Loop, Meadow Village Golf Course BSWSD data   |
| 11  | 34.703                            | Irrigation water to South Loop, Meadow Village Golf Course BSWSD data   |
| 12  | 54.330                            | Export of effluent to Yellowstone Club BSWSD data   |
| 13  | 12.99                             | Evaporation from full ponds @27 inches per year. US Weather Bureau data, 1946-1955. Published in van der Leeden et al. (1991, p. 96).   |
| 14  | 137.261                           | Subtotal (Lines 10 + 11 + 12+ 13)   |
| <b>15</b>   | <b>35.86</b>                      | <b>Discrepancy in water balance. ( Line 9 – Line 14 ). Total inputs exceed total exports and losses.</b>  |



**Table 7. Water Balance Data and Source Information for Calendar Year 2017**

| Line # for Water Balance Tables | Explanation of Measured Value            | Data Source and Computation  | Summary of Key Cells  | Resulting Value (million gallons per year) |
|---------------------------------|--|--|---|--|
| 1                               | BSWSD Total Sewage Inflow                | The data on total sewage inflow to the BSWSD was found on 'Sheet14' of 'BIGSKY_0008151'. The value of total sewage inflow for calendar year 2017 is recorded in cell 'N29'.  | Cell N29 on 'Sheet14' of 'BIGSKY_0008151'   | 155.41                                     |
| 5 and 6                         | Annual Change in Storage Volume - Pond 1 | Data on changes in pond storage for Pond 1 were gathered from 'Pond Depth Master Pivot Table' of 'BIGSKY_0008151'. The data reported in 'Pond Depth Master Pivot Table' of 'BIGSKY_0008151' were given as the depth of water within Pond 1 on specific dates. The depths were converted to water volumes using the built-in function in cell 'B5' in 'Pond 1' of 'BIGSKY_0008151'. The annual change in storage was calculated by determining the difference in volume of water in Pond 1 at the beginning and end of each calendar year. By subtracting the final volume from the initial volume, a positive resulting value represents an increase in storage (Line 5) and a negative resulting value represents a decrease in storage (Line 6). | <p>Water depth on 01/28/2017: Cell F1871 on 'Pond Depth Master Pivot Table' of 'BIGSKY_0008151'. The value of recorded in this cell was 14.17 feet.</p> <p>Water volume on 01/28/2017: The volume of water in Pond 1 in units of gallons is recorded in Cell B5 'Pond 1' of 'BIGSKY_0008151'. The value in Cell B5 with a depth of 14.17 feet entered into Cell B3 is 37,254,806.64 gallons.</p> <p>Water depth on 01/28/2018: Cell F2236 on 'Pond Depth Master Pivot Table' of 'BIGSKY_0008151'. The value of recorded in this cell was 11.90 feet.</p> <p>Water volume on 01/28/2018: The volume of water in Pond 1 in units of gallons is recorded in Cell B5 'Pond 1' of 'BIGSKY_0008151'. The value in Cell B5 with a depth of 11.90 feet entered into Cell B3 is 30,226,771.23 gallons.</p> | -7.020                                     |
| 7                               | Annual Change in Storage Volume - Pond 2 | No data on the depth of water within Pond 2 for specific dates was found in any of the BSWSD data provided to OUL.   | No Data   | Assumed to be zero                         |
| 8                               | Annual Change in Storage Volume - Pond 3 | No data on the depth of water within Pond 3 for specific dates was found in any of the BSWSD data provided to OUL.   | No Data   | Assumed to be zero                         |

**Table 7. Water Balance Data and Source Information for Calendar Year 2017**

| Line # for Water Balance Tables | Explanation of Measured Value                              | Data Source and Computation  | Summary of Key Cells  | Resulting Value (million gallons per year) |
|---------------------------------|--|--|---|--|
| 10                              | Irrigation water to North Loop, Meadow Village Golf Course | The irrigation data for the North Loop of the Meadow Village Golf Course was recorded in '2017 Irrigation' of 'BIGSKY_0008145'. The total irrigated volume for each pump in the North Loop was summed for the irrigation season 4/26/17 to 10/16/17. The associated cells summed within '2017 Irrigation' of 'BIGSKY_0008145' that correspond with this date range are I7 to I181. | Irrigated volume for North Loop: Sum of cells I7 to I181. The irrigated volume of North Loop for 2017 was 35,238,000                | 35.238                                     |
| 11                              | Irrigation water to South Loop, Meadow Village Golf Course | The irrigation data for the South Loop of the Meadow Village Golf Course was recorded in '2017 Irrigation' of 'BIGSKY_0008145'. The total irrigated volume for each pump in the South Loop was summed for the irrigation season 4/26/17 to 10/16/17. The associated cells summed within '2017 Irrigation' of 'BIGSKY_0008145' that correspond with this date range are J7 to J181. | Irrigated volume for South Loop: Sum of cells J7 to K181. The irrigated volume of South Loop for 2017 was 34,703,000                | 34.703                                     |
| 12                              | Export of effluent to Yellowstone Club                     | The flow data for the Yellowstone Club was recorded in 'YC Flows Pivot Table' of 'BIGSKY_0008145'. The total irrigated volume for the Yellowstone Club throughout the 2017 calendar year was given in cell F14 in 'YC Flows Pivot Table' of 'BIGSKY_0008145'.  | The reported volume of flow to Yellowstone Club: Cell F14. The reported volume of flow to Yellowstone Club for 2017 was 54,330,200. | 54.330                                     |

**Table 8. Water Budget Summary for Calendar Year 2018**

| Line  | Volume (million gallons per year) | Explanation/Data Source   |
|---|-----------------------------------|---|
| <b>WATER INPUTS</b>   |                                   |   |
| 1   | 169.33                            | Sewage inflow. BSWSD data   |
| 2   | 9.72                              | Precipitation on ponds. 20.19 inches precipitation (Precipitation data from US Climate Data for Big Sky, Montana). Total pond area with full ponds is 17.72 acres (BSWSD data). |
| 3   | 0.97                              | Runoff from berms and other areas into ponds. 10% of precipitation onto ponds (Osorno estimate).  |
| <b>4</b>  | <b>180.02</b>                     | <b>Total Input (Lines 1 + 2 + 3)</b>  |
| <b>ANNUAL CHANGE IN STORAGE VOLUME 01/28/2018 to 01/28/2019</b> |                                   |   |
| 5   | 0                                 | Pond 1. Increase in storage. BSWSD data   |
| 6   | 11.740                            | Pond 1. Decrease in storage. 01/28/2018 = 30.227 mil gal. 01/28/2019= 18.487 mil. gal. BSWSD data   |
| 7   | 0                                 | Pond 2; No data, assumed to be zero.  |
| 8   | 0                                 | Pond 3; No data, assumed to be zero   |
| <b>9</b>  | <b>191.760</b>                    | <b>WATER INPUTS MINUS INCREASE OR PLUS DECREASE IN STORAGE (Line 4 - Line 5 + Line 6). THIS IS WATER FOR DISPOSAL</b>   |
| <b>WATER EXPORTS AND LOSSES</b>                                 |                                   |   |
| 10  | 59.062                            | Irrigation water to North Loop, Meadow Village Golf Course BSWSD data   |
| 11  | 31.519                            | Irrigation water to South Loop, Meadow Village Golf Course BSWSD data   |
| 12  | 78.606                            | Export of effluent to Yellowstone Club and Spanish Peak BSWSD data  |
| 13  | 12.99                             | Evaporation from full ponds @27 inches per year. US Weather Bureau data, 1946-1955. Published in van der Leeden et al. (1991, p. 96).   |
| 14  | 182.177                           | Subtotal (Lines 10 + 11 + 12+ 13)   |
| <b>15</b>   | <b>9.58</b>                       | <b>Discrepancy in water balance. ( Line 9 – Line 14 ). Total inputs exceed total exports and losses.</b>  |

**Table 9. Water Balance Data and Source Information for Calendar Year 2018**

| Line # for Water Balance Tables | Explanation of Measured Value            | Data Source and Computation  | Summary of Key Cells  | Resulting Value (million gallons per year) |
|---------------------------------|--|--|---|--|
| 1                               | BSWSD Total Sewage Inflow                | The data on total sewage inflow to the BSWSD was found on 'Sheet14' of 'BIGSKY_0008151'. The value of total sewage inflow for calendar year 2018 is recorded in cell 'N30'.  | Cell N30 on 'Sheet14' of 'BIGSKY_0008151'   | 169.33                                     |
| 5 and 6                         | Annual Change in Storage Volume - Pond 1 | Data on changes in pond storage for Pond 1 were gathered from 'Pond Depth Master Pivot Table' of 'BIGSKY_0008151'. The data reported in 'Pond Depth Master Pivot Table' of 'BIGSKY_0008151' were given as the depth of water within Pond 1 on specific dates. The depths were converted to water volumes using the built-in function in cell 'B5' in 'Pond 1' of 'BIGSKY_0008151'. The annual change in storage was calculated by determining the difference in volume of water in Pond 1 at the beginning and end of each calendar year. By subtracting the final volume from the initial volume, a positive resulting value represents an increase in storage (Line 5) and a negative resulting value represents a decrease in storage (Line 6). | <p>Water depth on 01/28/2018: Cell F2236 on 'Pond Depth Master Pivot Table' of 'BIGSKY_0008151'. The value of recorded in this cell was 11.90 feet.</p> <p>Water volume on 01/28/2018: The volume of water in Pond 1 in units of gallons is recorded in Cell B5 'Pond 1' of 'BIGSKY_0008151'. The value in Cell B5 with a depth of 11.90 feet entered into Cell B3 is 30,226,771.23 gallons.</p> <p>Water depth on 01/28/2019: Cell F2601 on 'Pond Depth Master Pivot Table' of 'BIGSKY_0008151'. The value of recorded in this cell was 7.85 feet.</p> <p>Water volume on 01/28/2019: The volume of water in Pond 1 in units of gallons is recorded in Cell B5 'Pond 1' of 'BIGSKY_0008151'. The value in Cell B5 with a depth of 7.85 feet entered into Cell B3 is 18,487,052.25 gallons.</p> | -11.740                                    |
| 7                               | Annual Change in Storage Volume - Pond 2 | No data on the depth of water within Pond 2 for specific dates was found in any of the BSWSD data provided to OUL.   | No Data   | Assumed to be zero                         |
| 8                               | Annual Change in Storage Volume - Pond 3 | No data on the depth of water within Pond 3 for specific dates was found in any of the BSWSD data provided to OUL.   | No Data   | Assumed to be zero                         |

**Table 9. Water Balance Data and Source Information for Calendar Year 2018**

| Line # for Water Balance Tables | Explanation of Measured Value                              | Data Source and Computation  | Summary of Key Cells  | Resulting Value (million gallons per year) |
|---------------------------------|--|--|---|--|
| 10                              | Irrigation water to North Loop, Meadow Village Golf Course | The irrigation data for the North Loop of the Meadow Village Golf Course was recorded in '2018 Irrigation' of 'BIGSKY_0008145'. The total irrigated volume for each pump in the North Loop was summed for the irrigation season 5/07/18 to 10/08/18. The associated cells summed within '2018 Irrigation' of 'BIGSKY_0008145' that correspond with this date range are I7 to I161.   | Irrigated volume for North Loop: Sum of cells I7 to I161. The irrigated volume of North Loop for 2018 was 59,062,000  | 59.062                                     |
| 11                              | Irrigation water to South Loop, Meadow Village Golf Course | The irrigation data for the South Loop of the Meadow Village Golf Course was recorded in '2018 Irrigation' of 'BIGSKY_0008145'. The total irrigated volume for each pump in the South Loop was summed for the irrigation season 5/07/18 to 10/08/18. The associated cells summed within '2018 Irrigation' of 'BIGSKY_0008145' that correspond with this date range are J7 to J161.   | Irrigated volume for South Loop: Sum of cells J7 to J161. The irrigated volume of South Loop for 2018 was 31,519,000  | 31.519                                     |
| 12                              | Export of effluent to Yellowstone Club and Spanish Peaks   | The flow data for the Yellowstone Club was recorded in 'YC Flows Pivot Table' of 'BIGSKY_0008145'. The total irrigated volume for the Yellowstone Club throughout the 2018 calendar year was given in cell F15 in 'YC Flows Pivot Table' of 'BIGSKY_0008145'.  | The reported volume of flow to Yellowstone Club: Cell F15. The reported volume of flow to Yellowstone Club for 2018 was 43,966,000.   | 78.606                                     |
|                                 |  | The total flows routed to Spanish Peaks for the 2018 calendar year were calculated from irrigation seasons flows and non-irrigation season flows. The irrigation season flow to Spanish Peak was reported in cell N165 in '2018 Irrigation' in the 'BIGSKY_0008145' for the irrigation season 5/07/2018 to 10/08/2018. The non-irrigation season flows were summed up from the daily flow data reported in 'Yellowstone Club Flows 2017-18' in the 'BIGSKY_0008145'. | Flow volume to Spanish Peak during irrigation season: Cell N165 in '2018 Irrigation' in the 'BIGSKY_0008145'. The flow volume for the irrigated season was 6,770,000.<br><br>Flow volume to Spanish Peak during non-irrigation season: sum of cell M175 and M271. The flow volume for the non-irrigated season was 27,870,000 |  |



**Table 10. Water Budget Summary for Calendar Year 2019**

| Line  | Volume (million gallons per year) | Explanation/Data Source   |
|---|-----------------------------------|---|
| <b>WATER INPUTS</b>   |                                   |   |
| 1   | 159.29                            | Sewage inflow. BSWSD data   |
| 2   | 9.72                              | Precipitation on ponds. 20.19 inches precipitation (Precipitation data from US Climate Data for Big Sky, Montana). Total pond area with full ponds is 17.72 acres (BSWSD data). |
| 3   | 0.97                              | Runoff from berms and other areas into ponds. 10% of precipitation onto ponds (Osorno estimate).  |
| <b>4</b>  | <b>169.98</b>                     | <b>Total Input (Lines 1 + 2 + 3)</b>  |
| <b>ANNUAL CHANGE IN STORAGE VOLUME 01/28/2019 to 01/30/2020</b> |                                   |   |
| 5   | 1.398                             | Pond 1. Increase in storage. Pond 1. Increase in storage. 01/28/2019= 18.487 mil. gal. 01/30/2020 = 19.885 mil gal. BSWSD data  |
| 6   | 0                                 | Pond 1. Decrease in storage.  |
| 7   | 0                                 | Pond 2; No data, assumed to be zero.  |
| 8   | 0                                 | Pond 3; No data, assumed to be zero   |
| <b>9</b>  | <b>168.582</b>                    | <b>WATER INPUTS MINUS INCREASE OR PLUS DECREASE IN STORAGE (Line 4 - Line 5 + Line 6). THIS IS WATER FOR DISPOSAL</b>   |
| <b>WATER EXPORTS AND LOSSES</b>                                 |                                   |   |
| 10  | 38.300                            | Irrigation water to North Loop, Meadow Village Golf Course BSWSD data   |
| 11  | 26.010                            | Irrigation water to South Loop, Meadow Village Golf Course BSWSD data   |
| 12  | 67.314                            | Export of effluent to Yellowstone Club and Spanish Peak BSWSD data  |
| 13  | 12.99                             | Evaporation from full ponds @27 inches per year. US Weather Bureau data, 1946-1955. Published in van der Leeden et al. (1991, p. 96).   |
| 14  | 144.614                           | Subtotal (Lines 10 + 11 + 12+ 13)   |
| <b>15</b>   | <b>23.97</b>                      | <b>Discrepancy in water balance. ( Line 9 – Line 14 ). Total inputs exceed total exports and losses.</b>  |

**Table 11. Water Balance Data and Source Information for Calendar Year 2019**

| Line # for Water Balance Tables | Explanation of Measured Value            | Data Source and Computation  | Summary of Key Cells  | Resulting Value (million gallons per year) |
|---------------------------------|--|--|---|--|
| 1                               | BSWSD Total Sewage Inflow                | The data on total sewage inflow to the BSWSD was found on 'Sheet14' of 'BIGSKY_0008151'. The value of total sewage inflow for calendar year 2019 is recorded in cell 'N31'.  | Cell N31 on 'Sheet14' of 'BIGSKY_0008151'   | 159.29                                     |
| 5 and 6                         | Annual Change in Storage Volume - Pond 1 | Data on changes in pond storage for Pond 1 were gathered from 'Pond Depth Master Pivot Table' of 'BIGSKY_0008151'. The data reported in 'Pond Depth Master Pivot Table' of 'BIGSKY_0008151' were given as the depth of water within Pond 1 on specific dates. The depths were converted to water volumes using the built-in function in cell 'B5' in 'Pond 1' of 'BIGSKY_0008151'. The annual change in storage was calculated by determining the difference in volume of water in Pond 1 at the beginning and end of each calendar year. By subtracting the final volume from the initial volume, a positive resulting value represents an increase in storage (Line 5) and a negative resulting value represents a decrease in storage (Line 6). | <p>Water depth on 01/28/2019: Cell F2601 on 'Pond Depth Master Pivot Table' of 'BIGSKY_0008151'. The value of recorded in this cell was 7.85 feet.</p> <p>Water volume on 01/28/2019: The volume of water in Pond 1 in units of gallons is recorded in Cell B5 'Pond 1' of 'BIGSKY_0008151'. The value in Cell B5 with a depth of 7.85 feet entered into Cell B3 is 18,487,052.25 gallons.</p> <p>Water depth on 01/30/2020: Cell F2968 on 'Pond Depth Master Pivot Table' of 'BIGSKY_0008151'. The value of recorded in this cell was 8.35 feet.</p> <p>Water volume on 01/30/2020: The volume of water in Pond 1 in units of gallons is recorded in Cell B5 'Pond 1' of 'BIGSKY_0008151'. The value in Cell B5 with a depth of 8.35 feet entered into Cell B3 is 19,884,832.22 gallons.</p> | 1.398                                      |
| 7                               | Annual Change in Storage Volume - Pond 2 | No data on the depth of water within Pond 2 for specific dates was found in any of the BSWSD data provided to OUL.   | No Data   | Assumed to be zero                         |
| 8                               | Annual Change in Storage Volume - Pond 3 | No data on the depth of water within Pond 3 for specific dates was found in any of the BSWSD data provided to OUL.   | No Data   | Assumed to be zero                         |

**Table 11. Water Balance Data and Source Information for Calendar Year 2019**

| Line # for Water Balance Tables | Explanation of Measured Value                              | Data Source and Computation  | Summary of Key Cells  | Resulting Value (million gallons per year) |
|---------------------------------|--|--|---|--|
| 10                              | Irrigation water to North Loop, Meadow Village Golf Course | The irrigation data for the North Loop of the Meadow Village Golf Course was recorded in '2019 Irrigation' of 'BIGSKY_0008145'. The total irrigated volume for each pump in the North Loop was summed for the irrigation season 5/06/19 to 10/14/19. The associated cells summed within '2019 Irrigation' of 'BIGSKY_0008145' that correspond with this date range are I7 to I168. | Irrigated volume for North Loop: Sum of cells I7 to I168. The irrigated volume of North Loop for 2019 was 38,300,000  | 38.300                                     |
| 11                              | Irrigation water to South Loop, Meadow Village Golf Course | The irrigation data for the South Loop of the Meadow Village Golf Course was recorded in '2019 Irrigation' of 'BIGSKY_0008145'. The total irrigated volume for each pump in the South Loop was summed for the irrigation season 5/06/19 to 10/14/19. The associated cells summed within '2019 Irrigation' of 'BIGSKY_0008145' that correspond with this date range are J7 to J168. | Irrigated volume for South Loop: Sum of cells J7 to J168. The irrigated volume of South Loop for 2019 was 26,010,000. | 26.010                                     |

**Table 11. Water Balance Data and Source Information for Calendar Year 2019**

| Line # for Water Balance Tables | Explanation of Measured Value                            | Data Source and Computation   | Summary of Key Cells  | Resulting Value (million gallons per year) |
|---------------------------------|--|---|---|--|
| 12                              | Export of effluent to Yellowstone Club and Spanish Peaks | <p>The total flows routed to Yellowstone Club for the 2019 calendar year were calculated from irrigation seasons flows and non-irrigation season flows. The irrigation season flow to Spanish Peak was reported in cell N171 in '2019 Irrigation' in the 'BIGSKY_0008145' for the irrigation season 5/06/2019 to 10/14/2019. The non-irrigation season flows were summed up from the daily flow data reported in "YC SP Flows 2019-20' in the 'BIGSKY_0008145'.</p>   | <p>Irrigation Season flow for Yellowstone Club: Cell N171 in '2019 Irrigation' in the 'BIGSKY_0008145'. The irrigation season volume of Yellowstone Club for 2019 was 16,210,000.</p>   | 67.314                                     |
|                                 |  | <p>The total flows routed to Spanish Peaks for the 2019 calendar year were calculated from irrigation seasons flows and non-irrigation season flows. The irrigation season flow to Spanish Peak was reported in cell incorrectly in O171 of '2019 Irrigation' in the 'BIGSKY_0008145' as it did not account for all irrigation days recorded. For this work, the true sum of all irrigated waters to Spanish Peaks (sum of cells O7 to O168) was used for the irrigation season 5/06/2019 to 10/14/2019. The non-irrigation season flows were summed up from the daily flow data reported in "YC SP Flows 2019-20' in the 'BIGSKY_0008145'.</p> | <p>Flow volume to Yellowstone Club during non-irrigation season: sum of cell G5 to G153 and G84 to G140 in 'YC SP Flows 2019-20' in the 'BIGSKY_0008145'. Note, dates within the irrigation season that were recorded in 'YC SP Flows 2019-20' were not included in non-irrigation flows as they were reported in the '2019 Irrigation' data. The flow volume for the non-irrigated season was 33,305,000</p> |  |
|                                 |  |   | <p>Flow volume to Spanish Peak during irrigation season: Sum of cells O7 to O168 in '2019 Irrigation' in the 'BIGSKY_0008145'. The flow volume for the irrigated season was 11,169,000.</p>   |  |
|                                 |  |   | <p>Flow volume to Spanish Peak during non-irrigation season: sum of cells K5 to K26 in "YC SP Flows 2019-20' in the 'BIGSKY_0008145'. The flow volume for the non-irrigated season was 6,630,000</p>  |  |

**Table 12. Water Budget Summary for Calendar Year 2020**

| Line   | Volume (million gallons per year) | Explanation/Data Source   |
|--|-----------------------------------|---|
| <b>WATER INPUTS</b>  |                                   |   |
| 1  | 171.32                            | Sewage inflow. BSWSD data   |
| 2  | 9.72                              | Precipitation on ponds. 20.19 inches precipitation (Precipitation data from US Climate Data for Big Sky, Montana). Total pond area with full ponds is 17.72 acres (BSWSD data). |
| 3  | 0.97                              | Runoff from berms and other areas into ponds. 10% of precipitation onto ponds (Osorno estimate).  |
| <b>4</b>   | <b>182.01</b>                     | <b>Total Input (Lines 1 + 2 + 3)</b>  |
| <b>ANNUAL CHANGE IN STORAGE VOLUME DEC. 15, 2019 TO DEC 12, 2020</b> |                                   |   |
| 5  | 7.521                             | Pond 1. Increase in storage. 01/17/2020= 16.120 mil. gal. 01/15/2021 = 23.641 mil gal. BSWSD data   |
| 6  | 0                                 | Pond 1. Decrease in storage   |
| 7  | 0                                 | Pond 2; No data, assumed to be zero.  |
| 8  | 0                                 | Pond 3; No data, assumed to be zero   |
| <b>9</b>   | <b>174.489</b>                    | <b>WATER INPUTS MINUS INCREASE OR PLUS DECREASE IN STORAGE (Line 4 - Line 5 + Line 6). THIS IS WATER FOR DISPOSAL</b>   |
| <b>WATER EXPORTS AND LOSSES</b>                                      |                                   |   |
| 10   | 97.294                            | Irrigation water to North Loop, Meadow Village Golf Course BSWSD data   |
| 11   | 19.166                            | Irrigation water to South Loop, Meadow Village Golf Course BSWSD data   |
| 12   | 37.782                            | Export of effluent to Yellowstone Club and Spanish Peak BSWSD data  |
| 13   | 12.99                             | Evaporation from full ponds @27 inches per year. US Weather Bureau data, 1946-1955. Published in van der Leeden et al. (1991, p. 96).   |
| 14   | 167.232                           | Subtotal (Lines 10 + 11 + 12+ 13)   |
| <b>15</b>  | <b>7.26</b>                       | <b>Discrepancy in water balance. ( Line 9 – Line 14 ). Total inputs exceed total exports and losses.</b>  |



**Table 13. Water Balance Data and Source Information for Calendar Year 2020**

| Line # for Water Balance Tables | Explanation of Measured Value            | Data Source and Computation  | Summary of Key Cells  | Resulting Value (million gallons per year) |
|---------------------------------|--|--|---|--|
| 1                               | BSWSD Total Sewage Inflow                | The data on total sewage inflow to the BSWSD was found on 'Sheet14' of 'BIGSKY_0008151'. The value of total sewage inflow for calendar year 2020 is recorded in cell 'N32'.  | Cell N32 on 'Sheet14' of 'BIGSKY_0008151'   | 171.32                                     |
| 5 and 6                         | Annual Change in Storage Volume - Pond 1 | Data on changes in pond storage for Pond 1 were gathered from 'Pond Depth Master Pivot Table' of 'BIGSKY_0008151'. The data reported in 'Pond Depth Master Pivot Table' of 'BIGSKY_0008151' were given as the depth of water within Pond 1 on specific dates. The depths were converted to water volumes using the built-in function in cell 'B5' in 'Pond 1' of 'BIGSKY_0008151'. The annual change in storage was calculated by determining the difference in volume of water in Pond 1 at the beginning and end of each calendar year. By subtracting the final volume from the initial volume, a positive resulting value represents an increase in storage (Line 5) and a negative resulting value represents a decrease in storage (Line 6). | <p>Water depth on 01/17/2020: Cell F2955 on 'Pond Depth Master Pivot Table' of 'BIGSKY_0008151'. The value of recorded in this cell was 6.99 feet.</p> <p>Water volume on 01/17/2020: The volume of water in Pond 1 in units of gallons is recorded in Cell B5 'Pond 1' of 'BIGSKY_0008151'. The value in Cell B5 with a depth of 6.99 feet entered into Cell B3 is 16,120,826.08 gallons.</p> <p>Water depth on 01/15/2021: Cell F3319 on 'Pond Depth Master Pivot Table' of 'BIGSKY_0008151'. The value of recorded in this cell was 9.67 feet.</p> <p>Water volume on 01/15/2021: The volume of water in Pond 1 in units of gallons is recorded in Cell B5 'Pond 1' of 'BIGSKY_0008151'. The value in Cell B5 with a depth of 9.67 feet entered into Cell B3 is 23,640,894.15 gallons.</p> | 7.521                                      |
| 7                               | Annual Change in Storage Volume - Pond 2 | No data on the depth of water within Pond 2 for specific dates was found in any of the BSWSD data provided to OUL.   | No Data   | Assumed to be zero                         |
| 8                               | Annual Change in Storage Volume - Pond 3 | No data on the depth of water within Pond 3 for specific dates was found in any of the BSWSD data provided to OUL.   | No Data   | Assumed to be zero                         |

**Table 13. Water Balance Data and Source Information for Calendar Year 2020**

| Line # for Water Balance Tables | Explanation of Measured Value                              | Data Source and Computation   | Summary of Key Cells   | Resulting Value (million gallons per year) |
|---------------------------------|--|---|--|--|
| 10                              | Irrigation water to North Loop, Meadow Village Golf Course | The irrigation data for the North Loop of the Meadow Village Golf Course was recorded in '2020 Irrigation' of 'BIGSKY_0008145'. The total irrigated volume for each pump in the North Loop was summed for the irrigation season 5/04/2020 to 10/12/2020. The '2020 Irrigation' of 'BIGSKY_0008145' irrigated total is given in cell J172. | Irrigated volume for North Loop: Cell J172 in '2020 Irrigation' of 'BIGSKY_0008145'. The irrigated volume of North Loop for 2020 was 97,294,000  | 97.294                                     |
| 11                              | Irrigation water to South Loop, Meadow Village Golf Course | The irrigation data for the South Loop of the Meadow Village Golf Course was recorded in '2020 Irrigation' of 'BIGSKY_0008145'. The total irrigated volume for each pump in the South Loop was summed for the irrigation season 5/04/2020 to 10/12/2020. The '2020 Irrigation' of 'BIGSKY_0008145' irrigated total is given in cell K172. | Irrigated volume for South Loop: Cell K172 in '2020 Irrigation' of 'BIGSKY_0008145'. The irrigated volume of South Loop for 2020 was 19,166,000. | 19.166                                     |

**Table 13. Water Balance Data and Source Information for Calendar Year 2020**

| Line # for Water Balance Tables | Explanation of Measured Value                            | Data Source and Computation   | Summary of Key Cells   | Resulting Value (million gallons per year) |
|---------------------------------|--|---|--|--|
| 12                              | Export of effluent to Yellowstone Club and Spanish Peaks | <p>The total flows routed to Yellowstone Club for the 2020 calendar year were calculated from irrigation seasons flows and non-irrigation season flows. The irrigation season flow to Spanish Peak was reported in cell N172 in '2020 Irrigation' in the 'BIGSKY_0008145' for the irrigation season 5/04/2020 to 10/12/2020. The non-irrigation season flows were summed up from the daily flow data reported in "YC SP Flows 2019-20' in the 'BIGSKY_0008145'.</p> | <p>Irrigation Season flow for Yellowstone Club: Cell N172 in '2020 Irrigation' of 'BIGSKY_0008145'. The irrigation season volume of Yellowstone Club for 2020 was 1,123,000.</p>                             | 37.782                                     |
|                                 |  | <p>The total flows routed to Spanish Peaks for the 2020 calendar year were calculated from irrigation seasons flows and non-irrigation season flows. The irrigation season flow to Spanish Peak was reported in cell O172 in '2020 Irrigation' in the 'BIGSKY_0008145' for the irrigation season 5/04/2020 to 10/12/2020. The non-irrigation season flows were summed up from the daily flow data reported in "YC SP Flows 2019-20' in the 'BIGSKY_0008145'.</p>    | <p>Flow volume to Yellowstone Club during non-irrigation season: sum of cells G141 to G215 in "YC SP Flows 2019-20' in the 'BIGSKY_0008145'. The flow volume for the non-irrigated season was 18,100,000</p> |  |
|                                 |  | <p>Flow volume to Spanish Peak during irrigation season: Cell O172 in '2020 Irrigation' of 'BIGSKY_0008145'. The flow volume for the irrigated season was 15,089,000.</p> <p>Flow volume to Spanish Peak during non-irrigation season: sum of cells K27 to K36 in "YC SP Flows 2019-20' in the 'BIGSKY_0008145'. The flow volume for the non-irrigated season was 3,470,000</p>   |  |  |

## Summary and Findings

This report provides a review of the dye tracer study conducted at BSWSD holding ponds, a review of irrigation water chemistry as reported by BSWSD, and presents simple water budget calculations based on BSWSD plant flow data.

The tracer study completed in the summer of 2021 yielded rapid transport of the tracer dye to the West Fork Gallatin River via the underdrain system. Breakthrough of the tracer dye occurred within 26.5 hours of dye introduction. The rapid breakthrough of the dyed, treated effluent clearly shows that the holding ponds are leaking and the liners have been compromised. A MTDEQ engineer stated that if the holding pond liners are leaking, they should be replaced (p. 41 (page 177 of full transcript) of Cottonwood Environmental Law Center et al., vs. Big Sky Water and Sewer District and Boyne Resorts, Volume II of III).

Between the years 2015 and 2020, BSWSD cannot account for, on average, 25.7 million gallons/year of treated effluent. During a Clean Water Act trial in 2022, Jon Rauchway, counsel for BSWSD, and Ron Edwards, manager of BSWSD, told a federal jury that its holding ponds leaked 270,000 gallons of treated effluent in the year 2020. The calculations presented above show the holding ponds leaked 7.26 million gallons of treated sewage in the year 2020. Rauchway and Edwards' calculations of 6.988 million gallons of treated sewage being exported as non-irrigation season flows are not shown in the plant flow data provided by BSWSD. Therefore, the estimated discrepancy of 7.26 million gallons as calculated in this report represents the best estimate of BSWSD leakage for calendar year 2020.

Further review of BSWSD flow data found that BSWSD has not accurately accounted for total volume of effluent exported annually since at least 2015. For example, in the year 2015, the data indicate that BSWSD exported 40.17 million gallons of treated effluent more than it took into the plant, which is a physical impossibility. In the year 2019, the BSWSD data indicate the plant leaked 23.97 gallons of effluent from its holding ponds into groundwater and the West Fork of the Gallatin River.

Accurate data collection and accounting of the total plant inflow and export of effluent is essential for proper operation of the wastewater treatment plant and detection of leakage. Accurate record keeping requires proper operation and maintenance of the meters throughout the BSWSD's piping system. The lack of accurate reporting of flows has resulted in average discrepancies in water balance calculations of  $\pm 17\%$  of total plant inflow (25.7 million gallons a year). With 25.7 million gallons a year, on average, being improperly accounted for, statements that the plant is not leaking significant volumes of effluent lack factual credibility.

The tracer study also demonstrated a hydrologic connection between irrigated waters, the groundwater system, and the Chapel Spring drain. The hydrologic connection between irrigated waters, the groundwater system, and the Chapel Spring drain are a direct result of the gross over-irrigation of the MVGC. Additionally, a review of the BSWSD chemical data found that the waters used for irrigation have consistently exceeded the MTDEQ regulatory limits for total nitrogen concentrations since 2013.

Based on my review of the BSWSD flow data and tracer study results I present the following findings:

1. For 2015 the discrepancy in the water balance calculation was 40.17 million gallons, 33% of sewage inflow to the plant.
2. For 2016 the discrepancy in the water balance calculation was 37.26 million gallons, 27% of sewage inflow to the plant.
3. For 2017 the discrepancy in the water balance calculation was 35.86 million gallons, 22% of sewage inflow to the plant.
4. For 2018 the discrepancy in the water balance calculation was 9.58 million gallons, 5% of sewage inflow to the plant.
5. For 2019 the discrepancy in the water balance calculation was 23.97 million gallons, 14% of sewage inflow to the plant.
6. For 2020 the discrepancy in the water balance was 7.26 million gallons, 4% of sewage inflow to the plant.
7. The mean volume of effluent improperly accounted for by BSWSD for calendar years 2015 to 2020 was 25.7 million gallons a year, which represents 17% of the total plant in flow, on average.
8. The uncertainty of 25.7 million gallons per year prevents the use of flow data as a management tool. It also eliminates the ability of BSWSD to detect leakage on the order of 25 million gallons a year. Leakage from the holding ponds was demonstrated through the tracer study.
9. The non-irrigation flow data presented by BSWSD in the court transcript (p. 67 (page 203 of the full transcript) of Cottonwood Environmental Law Center et al., vs. Big Sky Water and Sewer District and Boyne Resorts, Volume II of III) following the 2020 irrigation season do not match the data provided to the court. This discrepancy between their reported non-irrigation export and the non-irrigation season exports discussed during the trial can be explained in two ways; the non-irrigation flow data was not recorded properly or BSWSD staff added non-irrigation season exports to minimize the leakage volume shown in water balance calculations. Regardless of the explanation, the BSWSD water balance calculations provided to the court for calendar year 2020 lack supporting data and factual credibility.
10. The rapid breakthrough of tracer dye at the underdrain discharge to the West Fork Gallatin River demonstrate the presence of leakage from one or more of the holding ponds. There is very little, if any, potential for denitrification of the effluent prior to reaching the West Fork of the Gallatin. This is the functional equivalent of a direct discharge to the West Fork Gallatin River.
11. Some of the fluorescein dye introduced into the three wastewater storage ponds was detected in irrigation water applied to the MVGC. Some of this dye discharged from Chapel Spring within 6 days of dye introduction. Water from Chapel Spring flows into West Fork Gallatin River. The application of water to the golf course in excess of the volumes that plants can use is the functional equivalent of a direct discharge to West Fork Gallatin River.
12. The irrigation water supplied to the Meadow Village Golf Course does not meet the MTDEQ standards for Class A-1 or B-1 and has not met these standards since 2013. Effluent that does not meet the standards for class A-1 or class B-1 reclaimed wastewater requires a Montana

Ground Water Pollution Control System (MGWPCS) discharge permit. BSWSD does not hold a MGWPCS permit. BSWSD should be required to seek a MGWPCS and MPDES permit that accounts for future discharges.

13. MTDEQ has failed to investigate BSWSD leakage, nitrogen levels in treated effluent, and irrigation volumes. The failure of MTDEQ to take actions, such as to those taken in the 1993 moratorium order by Montana Department of Health and Environmental Sciences, has resulted in the contamination of both groundwater and surface water resources and has led to the degradation of water quality in the West Fork Gallatin River.

## References

Aley, Thomas. 2021. Evaluation of Leakage from the Sewage Treatment and Disposal System of the Big Sky County Water and Sewer District No. 363. Dated August 12, 2021. 33 p.

Cottonwood Environmental Law Center, Montana Rivers, and Gallatin Wildlife Association vs. Big Sky Water and Sewer District and Boyne Resorts, Volume II of III. 2022. Civil Docket No. CV-20-28-BU-BMM. Dated April, 26, 2022. 193 p.

Cunnane, Mark. 2021. Rebuttal Report of Western Groundwater Services, LLC (Mark Cunnane) Cottonwood *et al* v Ron Edwards *et al.*, No. 2:20-cv-00028-BMM. Dated September 2021. 16 p. + 2 Appendices.

Montana Department of Environmental Quality (MTDEQ), 2018. Circular DEQ-2 Design Standards for Public Sewage Systems.

The Blue Water Task Force, Inc., 2012. Upper Gallatin River Watershed Restoration Plan. May 2012, 31 p.

U.S. Climate Data. Big Sky, Montana. <https://www.usclimatedata.com/climate/big-sky/montana/united-states/usmt0026>.

van der Leeden, F., Toise, F.L., Todd, D.K., 1990. The Water Encyclopedia, second edition. Lewix Publishers. 808 p.



## **Appendix A. Resume of Trevor Osorno**

# Trevor Charles Osorno, R.G.

570 Bear Cave Road  
Protem, Missouri 65733

Mobile: (417) 631-2145  
Trevor@ozarkundergroundlab.com

---

## CURRENT POSITION

---

**Director and Senior Hydrogeologist** 2023 – Present  
Ozark Underground Laboratory  
1572 Aley Lane  
Protem, MO 65733  
(417) 785-4289

## EDUCATION

---

**Doctor of Philosophy (Ph.D.) in Geology (ABD)**  
The University of Kansas, Lawrence, Kansas  
**Ph.D. Thesis:** “Re-examination of Contaminant Transport Processes Using Direct Groundwater Velocity Measurements”  
**Master of Science in Geology (2016)**  
The University of Kansas, Lawrence, Kansas  
**M.S. Thesis:** “Development of a Point Velocity Probe for In-well Use”  
**Bachelor of Science in Geology (2014)**  
Saint Norbert College, De Pere, Wisconsin  
**Senior Thesis:** “Modeling of Groundwater-Induced Flooding, Spring Green, Wisconsin”

## PROFESSIONAL LICENSE

---

- Registered Geologist, Missouri Since 2024

## HONORS AND AWARDS

---

- Midwest Section Student Scholarship – Air and Water Management Association 2021
- Environmental Security Technology Certification Program (ESTCP) Project of the Year – United States Department of Defense 2020
- Stelbar Oil Geology Graduate Student Scholarship – University of Kansas 2020
- Midwest Section Student Scholarship – Air and Water Management Association 2020
- Lee C. Gerhard and Darcy Gerhard Student Prize for Field Research in Geology – The University of Kansas 2019
- Leo M. and Robert M. Orth Water Resources Award – The University of Kansas 2018
- Sean S. Thomson Service Scholarship – Association of Women Geoscientist 2017
- Patterson Scholarship – The University of Kansas 2014
- Field Geologist Award – St. Norbert College Geology Club 2013

## ACTIVITIES AND PROFESSIONAL ASSOCIATIONS

---

- AGU Groundwater Technical Committee Member 2016 – 2021
- American Geophysical Union 2016 – Present
- National Groundwater Association 2015 – Present
- Geological Society of America 2013 – Present

## RELEVANT JOB EXPERIENCE

---

### Director and Senior Hydrogeologist

2023 – Present

Ozark Underground Laboratory

- Oversee all hydrogeological consulting and contract studies conducted by Ozark Underground Laboratory
- Oversee industry leading analytical laboratory for the analysis of fluorescent tracer dyes
- Design and conduct hydrological investigations using both conventional fluorescent dye tracer studies and Point Velocity Probe tools

### Senior Hydrogeologist

2020 – 2023

Ozark Underground Laboratory

- Design and conduct site characterization studies using both conventional fluorescent dye tracer studies and Point Velocity Probe tools
- Provides direct training for Point Velocity Probes suite of tools

### Graduate Research Assistant

The University of Kansas

2014 – 2016 & 2018 – 2021

- Design and test Point Velocity Probes (PVPs) for *in-situ* groundwater measurements
- Project lead for large-scale multi-year international consulting projects, including a summer research appointment in France
- Manage 3-D printer and provide advice and design consultation

### Graduate Teaching Assistant

The University of Kansas

July 2019

- Assisted in the development of course materials and instruction of hydrogeology field school
- Taught undergraduate and graduate students fundamental hydrological field skills such as: water level measurement, monitoring well installation, soil logging, aquifer testing and characterization, and direct groundwater velocity measurement techniques

### Graduate Teaching Assistant

The University of Kansas

August 2016 – 2018

- Assisted in a range of undergraduate and graduate level geology courses (5 semesters in total)
- Lead instructor for three full semesters of oceanography
- Responsibilities included: weekly tutorials; one-on-one student support; generation of new assignments, marking schemes and solutions; managed online class; graded assignment

### Summer Research Assistant

Kansas Geological Survey

May 2015 – August 2015

- Field sampling of surface water and groundwater for chemical and isotopic analyses
- Constructed computer models of groundwater-surface water interactions

### Intern and Part-Time Environmental Consultant

AECOM

July 2013 – May 2014

- Assisted in drafting permit applications and annual reports submitted to the EPA
- Drafted remedial alternative analysis documents, piezometric surface maps, and conceptual site models
- Performed aquifer tests and statistical trend analyses

## SUMMARY OF EXPERIENCE

---

1. Designed and conducted or assisted with over 300 groundwater tracing studies, using fluorescent tracer dyes, in a wide range of hydrologic settings across the United State, Europe, South America, Australia, and the Pacific Islands.
2. Groundwater flow characterization study of a refinery in the upper Midwest to determine the effectiveness of groundwater flow barriers.
3. Groundwater-surface water interaction study of Unnamed Lake at the United States Geological Survey Bemidji Crude-oil Research Site, MN.
4. Mass flux investigation of a heterogeneous alluvial aquifer near the southwest of France using a transect of Point Velocity Probes equipped with multi-level water samplers.
5. Groundwater flow investigation of a fractured rock aquifer using the In-Well Point Velocity Probe at the Edwards Air Force Base, CA.
6. Designed and tested a device for measurement of flow rates and residence time of water within a Horizontal Reactive Media Treatment Well (HRX Well®) for the passive treatment of a chlorinated solvent plume at the Vandenberg Air Force Base, CA.
7. Summer research appointment in France to research and develop innovative probes and sensors for *in-situ* mass flux and address current challenges of characterization and dynamic monitoring of contaminated groundwater.
8. Designed and led a groundwater flow investigation of a petroleum hydrocarbon plume emanating from a former refinery using the In-Well Point Velocity Probe in Neodesha, KS.
9. Geostatistical analysis of a high-resolution transect of direct groundwater velocity measurements to determine aquifer structure and develop insights into the mechanisms that drive plume spreading at the C.F.B. Borden Study Site.
10. Assessment of bed hydraulics and metal loading of a passive vertical flow bioreactor system for remediation of acid mine drainage in Commerce, OK.
11. Groundwater flow investigation, including a comparison of techniques for mass flux estimation, of a chlorinated solvents plume using Point Velocity Probes in Skuldelev, Denmark.
12. Developed and tested a new device for the measurement of groundwater velocity within monitoring wells, the In-Well Point Velocity Probe, that has now been used across the world in porous media and fractured rock settings.

## PUBLICATIONS

---

1. Aley, T., **Osorno, T.C.**, Devlin, J.F., and Goers, A.G. (In Prep). Practical Groundwater Tracing with Fluorescent Dyes. The Groundwater Project.
2. Heyer, B.R., **Osorno, T.C.**, Devlin, J.F. (2022). Laboratory testing of real-time flux measurements in fractured media. Journal of Hydrology.
3. **Osorno, T.C.**, Devlin, J.F., and Bohling, G.C., (2022). Geostatistics of the Borden Aquifer: High-Resolution Characterization using Direct Groundwater Velocity Measurements. Water Resources Research.
4. Cormican, A., Devlin, J.F., **Osorno, T.C.**, Divine, C., 2021. Design, testing, and implementation of a real-time system for monitoring flow in horizontal wells. Journal of Contaminant Hydrology 238, 103772. <https://doi.org/10.1016/j.jconhyd.2021.103772>
5. Ducastel, B., Nief, N., Segues, B., Ramade, N., **Osorno, T.C.**, Devlin, J.F., Jordana, S., Bayer-Raich, M., Tudela, J., Credoza, A. 2020. R&D Report CADYLACQ DEMONSTRATOR, TOTAL SA EP/SCR/RD/PERL/ENV (France), 149 pp.

6. **Osorno, T.C.**, Devlin, J.F., Cormican, A., Heyer, B., Jones, M. 2020. Progress Update Report on IWPVP and PVP Data Analysis for Neodesha, KS, November 2019. Addendum to the Biosparge Pilot Test and Amendment Injection Workplan submitted by Sovereign Consulting Inc. to the Kansas Department of Health and Environment, May, 11 pp.
7. Divine, C.E., Wright, J., Crimi, M., Devlin, J.F., Lubrecht, M., Wang, J., McDonough, J., Kladias, M., Hinkle, J., Cormican, A., **Osorno, T.**, Nzeribe, B.N., Laramay, F., Ombalski, D., Gerber, K., Anderson, H., 2020. Field Demonstration of the Horizontal Treatment Well (HRX Well®) for Passive In Situ Remediation. *Groundwater Monitoring and Remediation* 40, 42–54. <https://doi.org/10.1111/gwmr.12407>
8. Cremeans, M.M., Devlin, J.F., **Osorno, T.C.**, McKnight, U.S., Bjerg, P.L., 2020. A Comparison of Tools and Methods for Estimating Groundwater-Surface Water Exchange. *Groundwater Monitoring & Remediation* 40, 24–34. <https://doi.org/10.1111/gwmr.12362>
9. Cremeans, M.M., Devlin, J.F., **Osorno, T.C.**, Nairn, R.W., 2019. Assessment of Bed Hydraulics and Metal Loadings in a Passive Vertical Flow Bioreactor in Commerce, Oklahoma. *Groundwater Monitoring & Remediation* 39, 40–47. <https://doi.org/10.1111/gwmr.12337>
10. **Osorno, T.C.**, Devlin, J.F., Firdous, R., 2018. An In-Well Point Velocity Probe for the rapid determination of groundwater velocity at the centimeter-scale. *Journal of Hydrology* 557, 539–546. <https://doi.org/10.1016/j.jhydrol.2017.12.033>

### Conference Presentations

Recognition of the potential utility of directly measuring groundwater velocities has resulted in me authoring over 35 presentations including academic conferences, consortiums, webinars, and invited talks. These talks have been given in locations including New Orleans, San Francisco, Washington D.C., Canada, France, Germany, Spain, Belgium and Abu Dhabi and webinars to international consulting firms, state and federal agencies, and fortune 500 companies. A full list of authored presentations is available upon request.

**Appendix B. Big Sky Water and Sewer District Flow Data (Materials are in Excel format and are provided in a compressed folder submitted with this document)**

## CHAPTER 120

## IRRIGATION AND RAPID INFILTRATION SYSTEMS

## 121. STANDARDS FOR THE USE OF RECLAIMED WASTEWATER FOR IRRIGATION

## 121.1 General

Irrigation, as discussed in this chapter; involves the controlled application of treated effluent (reclaimed wastewater) from public sewage systems to harvestable crops in a beneficial manner. The use of an irrigation system for effluent disposal requires that any industrial component of the wastewater be relatively small, with the discharge of toxic substances regulated by an effective treatment program. If significant industrial users discharge to the system, additional requirements may be imposed by the Department.

The intention and purpose of the standards and methods described in this chapter are for complete crop uptake of nutrients with no impact to groundwater and to prevent impacts to surface water from runoff. A Montana Ground Water Pollution Control System (MGWPCS) discharge permit from the Department will be required when the effluent does not meet the standards for class A-1 or class B-1 reclaimed wastewater (see Appendix B) and the system is designed or operated in a manner that applies wastewater effluent at rates greater than agronomic uptake rates.

The Department may require a groundwater monitoring and testing program for compliance determinations at an approved irrigation site. The level of monitoring and testing will be determined by the Department during the plan review and approval process.

Reclaimed wastewater mains must be installed in a manner that protects potable water mains from contamination, and which protects the water quality of the reclaimed wastewater from sewer mains. See DEQ- 2, Section 38 (Protection of Water Supplies) and DEQ- 1, Section 8.8 (Separation of Water Mains, Sanitary Sewers and Storm Sewers) for separation requirements.

Prior to receiving Department approval for a reclaimed wastewater project, the applicant must provide a copy of the Department of Natural Resources and Conservation's (DNRC) approved change of appropriation or water right, or a written statement from DNRC that no authorization is needed under Title 85, Water Use. An approval from the DNRC regarding water rights must be obtained prior to approval of plans and specifications by the Department.

## 121.2 Definitions

**a. Agronomic Rate**

Controlled application of treated effluent (reclaimed wastewater) from public sewage treatment facilities to crops in a manner such that all nutrients are utilized by the crop and no impact to groundwater or surface water occurs.

**b. Irrigation Site**

A Department approved site with well defined boundaries, designated to receive reclaimed wastewater for an approved irrigation use, in conformance with laws and regulations of all applicable regulatory agencies.

**c. Coagulated Wastewater**

Coagulated wastewater is oxidized wastewater in which colloidal and finely divided suspended matter have been destabilized and agglomerated by the addition of suitable flocc-forming chemicals or by an equally effective method.



**d. Disinfected Wastewater**

Disinfected wastewater is wastewater in which most microorganisms have been inactivated, or otherwise rendered non-virulent.

**e. Filtered Wastewater**

Filtered wastewater is an oxidized, clarified wastewater which has been passed through filter media, such as sand or diatomaceous earth, anthracite, approved cartridges, or membranes so that the turbidity as determined by an approved laboratory method does not exceed an average operating turbidity of 2 nephelometric turbidity units (NTU) and does not exceed 5 NTU at any time.

**f. Food Crops**

Food crops are any crops intended for human consumption.

**g. Nutrient Management Plan**

Nutrient management plan (NMP) is a written plan that establishes the operation, maintenance and sampling steps necessary to prevent the over-application of nutrients (primarily nitrogen and phosphorus) at an approved irrigation site. The strategy of the NMP is to prevent inadvertent runoff of nutrients to surface water or discharge to groundwater in quantities that could lead to degradation or impairment.

**h. Oxidized Wastewater**

Oxidized wastewater is wastewater in which the organic matter has been stabilized, is non-putrescible, and contains dissolved oxygen. This level of treatment is comparable to that from facilities producing secondary effluent. For wastewater treatment pond systems see Section 93.36 (Pond Design Criteria) for treatment requirements.

**i. Reclaimed Wastewater**

Means wastewater treated by a public sewage system for reuse for private, public, or commercial purposes. Wastewater must be treated to the standards in Table 121-1 or Table B-1 and used in accordance with Table 121-2 and Table B-2.

**j. Reuse**

The practice of placing reclaimed wastewater into service in a manner appropriate with the level of treatment.

**k. Irrigation**

Irrigation means a conservative land application process using reclaimed wastewater, where the primary use of the reclaimed wastewater is for crop growth. This conservative process utilizes the nutrient uptake and evapotranspiration mechanisms of plants and soil surfaces to prevent or minimize discharge to groundwater.

**l. Supplemental Irrigation Water**

Is water used in addition to reclaimed wastewater in order to sustain a crop or optimize crop growth.

**121.3 Classes and Standards for Reclaimed Wastewater**

This section addresses four classes of reclaimed wastewater that are required for various irrigation uses. These four classes are differentiated by the degree of additional treatment provided following secondary treatment, which is defined in 40 CFR Part 133. The treatment

standards defined for each class must be met prior to delivery to the reuse system. The four reclaimed wastewater classes and additional treatment requirements are defined in Table 121-1.

| <b>Table 121-1<br/>Reclaimed Wastewater Classifications and Associated Treatment Requirements</b> |   |
|---|---|
| <b>CLASS</b>  | <b>TREATMENT STANDARDS</b>  |
| <b>A</b>  | <p>Class A reclaimed wastewater must, at all times, be oxidized, coagulated, filtered and disinfected, as described below or defined in this chapter.</p> <p>Following treatment, Class A reclaimed wastewater effluent quality should have 10 mg/L or less of BOD<sub>5</sub> and TSS.</p> <p>To achieve the turbidity requirements for Class A reclaimed wastewaters, a treatment process that incorporates coagulation, flocculation, sedimentation, and filtration is typically required. See Section 111 (Clarification Processes) for the required design standards.</p> <p>Class A reclaimed wastewater must be disinfected such that the median number of total coliform organisms in the wastewater after disinfection, does not exceed 2.2 colony forming units (CFU) per 100 milliliters, as determined from the bacteriological results of the last seven days for which analyses have been completed and such that the number of total coliform organisms does not exceed 23CFU per 100 milliliters in any sample.</p> <p>The minimum monitoring level required during periods of use (including prior to seasonal startup) must include: continuous turbidity analysis with recorder, weekly total coliform analysis, and monthly total nitrogen analysis. Weekly disinfectant residual analysis if chemical disinfection is being utilized.*</p> |
| <b>B</b>  | <p>Class B reclaimed wastewater must, at all times, be oxidized, settled and disinfected, as described below or defined in this chapter.</p> <p>Class B reclaimed wastewater must be disinfected such that the median number of total coliform organisms in the effluent does not exceed 2.2 colony forming units (CFU) per 100 milliliters, as determined from the bacteriological results of the last seven days for which analyses have been completed, and the number of total coliform organisms does not exceed 23 CFU per 100 milliliters in any sample.</p> <p>The minimum monitoring level required during periods of use (including prior to seasonal startup) must include: weekly total coliform analysis and monthly total nitrogen analysis. Weekly disinfectant residual analysis if chemical disinfection is being utilized.*</p>   |
| <b>C</b>  | <p>Class C reclaimed wastewater must, at all times, be oxidized, settled and disinfected, as described below or defined in this chapter.</p> <p>Class C reclaimed wastewater must be disinfected such that the median number of total coliform organisms in the effluent does not exceed 23 colony forming units (CFU) per 100 milliliters, as determined from the bacteriological results of the last seven days for which analyses have been completed, and the number of total coliform organisms does not exceed 240 CFU per 100 milliliters in any sample.</p> <p>The minimum monitoring level required during periods of use (including prior to seasonal startup) must include: monthly total coliform and monthly total nitrogen analysis. Weekly disinfectant residual analysis if chemical disinfection is being utilized.*</p>   |

| <b>Table 121-1<br/>Reclaimed Wastewater Classifications and Associated Treatment Requirements</b> |  |
|---|--|
| <b>CLASS</b>  | <b>TREATMENT STANDARDS</b>   |
| <b>D</b>  | <p>Class D reclaimed wastewater must, at all times, be oxidized and settled, as described below or defined in this chapter.</p> <p>Disinfection will generally not be required for Class D reclaimed wastewater; however, proximity to areas of public access or habitation may dictate that disinfection be provided in order to protect public health.</p> <p>The minimum monitoring level required during periods of use (including prior to seasonal startup) must include: monthly total nitrogen analysis. *</p> |

\* The Department, where appropriate to protect public health and ensure water quality protection, may require additional sampling and/or annual or quarterly reporting. If industrial sources are contributors to the treated public sewage being proposed for reuse, monitoring for the various metals and contaminants described in Table 121-4 may be required annually. If the industrial source qualifies under the Federal Clean Water Act, Title 40, Chapter I, Part 401-403, a pretreatment program must be implemented before reuse of the effluent can be allowed by the Department.

**121.4 Use of Reclaimed Wastewater**

Reclaimed wastewater can be used for any of the allowable uses identified in Appendix B. This chapter, however, focuses on the use of reclaimed wastewater for irrigation at or below agronomic rates only. Direct contact of reclaimed wastewater on food crops that will be consumed raw is not allowed. Examples of reclaimed wastewater for various irrigation uses and associated classifications are displayed in Table 121-2.

| <b>Table 121-2<br/>Allowable Irrigation Uses of Reclaimed Wastewater and Associated Classes</b>  |   |          |          |          |
|--|---|----------|----------|----------|
| <b>Allowable Irrigation Uses of Reclaimed Wastewater</b>   | <b>Class of Reclaimed Wastewater Required for Identified Irrigation Use</b> |          |          |          |
|  | <b>A</b>  | <b>B</b> | <b>C</b> | <b>D</b> |
| <b>Spray Irrigation of Nonfood Crops</b><br>Trees and Fodder, Fiber, and Seed Crops  | YES   | YES      | YES      | YES      |
| Sod, Ornamental Plants for Commercial Use, and Pasture to Which Milking Cows or Goats Have Access  | YES   | YES      | YES      | NO       |
| <b>Drip or Subsurface Irrigation of Nonfood Crops</b><br>Trees   | YES   | YES      | YES      | YES      |
| <b>Spray Irrigation of Food Crops</b><br>Food Crops Which Undergo Physical or Chemical Processing Sufficient to Destroy All Pathogenic Agents                          | YES   | YES      | YES      | NO       |
| <b>Drip or Subsurface Irrigation of Food Crops</b><br>Food Crops Where There is No Reclaimed wastewater Contact With Edible Portion of Crop (e.g. orchards, vineyards) | YES   | YES      | NO       | NO       |
| Root Crops   | YES   | NO       | NO       | NO       |
| <b>Landscape Irrigation</b><br>Restricted Access Areas (e.g., Cemeteries and Freeway Landscapes)   | YES   | YES      | YES      | NO       |
| Unrestricted Access Areas (e.g., Golf Courses, Parks, Playgrounds, School Yards and Residential Landscapes)  | YES   | NO       | NO       | NO       |

**121.5 Buffer Zone**

Table 121-3 indicates the buffer zone requirements for each class of reclaimed wastewater. The buffer zone must be maintained between the fencing and the irrigated land. No dwelling, residential property, or areas with public access are allowed within the buffer zone. Where the buffer zone is not owned by the party irrigating, an easement must be obtained prohibiting construction of any dwelling or access road within the buffer zone.

In all cases, the Department may require a wider buffer zone than listed in Table 121-3, if necessary to protect public health.

Cultivation of trees and shrubs to serve as a screen around the spray field is encouraged.

| <b>Table 121-3<br/>Buffer Zone Requirements</b> |                               |
|---|-------------------------------|
| <b>Class</b>                                    | <b>Buffer Zone Width (ft)</b> |
| A   | NA                            |
| B and C <sup>1</sup>                            | 50                            |
| D   | 200                           |

1. Class B reclaimed wastewater utilized for subsurface or drip irrigation do not require a buffer zone.

**121.6 Spray Irrigation Equipment**

The use of low trajectory nozzles is required on spray irrigation equipment to reduce airborne aerosols. Effluent may not be disposed of through the use of an end gun or big gun due to the high potential for aerosol drift.

Carryover of treated wastewater effluent outside the buffer zone is not allowed. The irrigation system must contain a wind sensor that will shut down the system during periods of high winds. In general, the maximum allowable wind velocity during operation is 25 mph; however, the Department may require a lower maximum limit

For grazing operations, the irrigation equipment (e.g., sprinklers, risers, pipes, monitoring wells, etc.) must be protected from damage caused by animals.

**121.7 Setback Distance from Surface Waters and Wells**

In all cases, the edge of the buffer zone must be at least 50 feet (15.2 m) from any water supply well.

The required distance from surface water will be determined by the Department on a case-by-case basis based on the quality of effluent and the level of disinfection. In no case can reclaimed wastewater be applied directly onto surface water. A buffer zone must not include any surface water bodies.

**121.8 Access Control and Advisory Signs**

Appropriate fencing and advisory signs, if required by the Department, must be placed along the site boundaries to designate the use of reclaimed wastewater at the application area.

**121.81 Fencing**

When fencing is required, pasture or approved similar fencing must be placed along the outer perimeter of the entire buffer zone of the irrigation site.

Fencing is required for all irrigation sites with the following exceptions: Class A reclaimed wastewater; Class B reclaimed wastewater utilized for subsurface or drip irrigation; and Class C reclaimed wastewater utilized in restricted public access areas or where off-hour irrigation is practiced.

**121.82 Signing**

For irrigation sites with fencing requirements, signs must be posted along the fence line every 250 feet (76.2 m) and at each corner. Signs should read “No Trespassing – Irrigated With Reclaimed Wastewater” or an approved equivalent.

All other irrigation sites must have signs posted along the perimeter of the application area, every 250 feet (76.2 m) and at each corner. Signs must be posted at conspicuous public access points. Signs should read “Irrigated With Reclaimed Wastewater – Do Not Drink” or an approved equivalent.

**121.9 Control of Irrigation Site**

When the irrigation site is not owned by the treatment facility, a 20-year lease or similar assurance must be negotiated in order to ensure control of irrigated land. Longer leases or purchasing of land is encouraged. A copy of the signed lease must be submitted to the Department for review and approval. A statement detailing responsibility of operation must be included in the lease agreement as outlined in Section 121.123 (Responsibility of Operation).

**121.10 Effluent Monitoring****121.101 Flow**

The capability to measure the amount of water applied to the irrigation site on a daily basis must be provided. This can be accomplished with either a flow meter device or through the use of pump run time (e.g., hour meters) and pump capacity.

**121.102 Quality**

Provisions must be made that will enable the water to be sampled prior to application. Testing may be required for both biochemical and bacteriological constituents.

**121.11 Design Report**

A design report must be submitted to the Department demonstrating conformity with the standards provided within this Section. The design report must address the following:

**121.111 Trace Element and Chemical Quality Testing**

When required by the Department, an assessment pertaining to trace element and chemical loading must be conducted on treated effluent. The recommended limits for constituents in reclaimed wastewater used for irrigation are listed in Table 121-4.

| <b>Table 121-4<br/>Recommended Limits for Constituents in<br/>Reclaimed Wastewater for Irrigation</b> |   |   |
|---|---|---|
| <b>Element</b>  | <b>For use up to 20 years<br/>on<br/>fine-textured soils of<br/>pH 6.0 to 8.5, mg/L</b> | <b>For waters used<br/>continuously on all soil,<br/>mg/L</b> |
| Aluminum  | 20.0  | 5.0   |
| Arsenic   | 2.0   | 0.10  |
| Beryllium   | 0.50  | 0.10  |
| Boron   | 2.0-10.0  | 0.75  |
| Cadmium   | 0.050   | 0.010   |
| Chromium  | 1.0   | 0.10  |
| Cobalt  | 5.0   | 0.050   |
| Copper  | 5.0   | 0.20  |
| Fluoride  | 15.0  | 1.0   |
| Free Chlorine Residual  | < 1mg/L   | < 1mg/L   |
| Iron  | 20.0  | 5.0   |
| Lead  | 10.0  | 5.0   |
| Lithium   | 2.5 <sup>a</sup>  | 2.5 <sup>a</sup>  |
| Manganese   | 10.0  | 0.20  |
| Molybdenum  | 0.050 <sup>b</sup>  | 0.010   |
| Nickel  | 2.0   | 0.20  |
| Selenium  | 0.020   | 0.020   |
| Vanadium  | 1.0   | 0.1   |
| Zinc  | 10.0  | 2.0   |

<sup>a</sup> Recommended maximum concentration for irrigating citrus is 0.075 mg/L.

<sup>b</sup> For only acid fine-textured soils or acid soils with relatively high iron oxide contents.

<sup>c</sup> Source: "Guidelines for Water Reuse 2004" (EPA/625/R-04/108) published by the U.S. Environmental Protection Agency.

### **121.112 Groundwater and Soil Information**

Groundwater, soil, and agronomic information specific to the irrigation site must be provided that addresses the following:

#### **121.112.1 Maps/Sensitive Resource Areas**

A site map, including a soil map of the irrigation site must be provided. The soil map must include soil survey geographic (SSURGO) mapping units or similar means of identification. The map unit name and symbol for all soil types at the irrigation site must be provided.

The site map must identify sensitive resource areas within 500 feet (152.4 m) of the application site (wetlands, surface water, wells, roads, buildings, property lines, etc.).

#### **121.112.2 Soil Management, Monitoring, and Testing**

When required by the Department, soil sampling adequate to define existing conditions throughout the irrigation site must be collected to characterize the existing soil conditions.

At the discretion of the Department, a composite soil sample for each major soil type within the irrigation site boundaries may need to be analyzed for total nitrogen, pH, organic matter, sodium adsorption ratio (SAR), phosphorus, potassium, and chloride. The composite sample must contain a minimum of one individual soil sample for every 3 acres of the proposed irrigation site. Field permeability must be verified for design purposes. Soil descriptions should be made by a qualified soil scientist.

#### **121.112.3 Sodium Adsorption Ratio and Salinity Considerations**

##### **a. Sodium Adsorption Ratio (SAR)**

When required by the Department, an analysis of the SAR must be conducted along with soil data (e.g., clay content) to determine if soil permeability will be negatively impacted. An SAR of 10 or less should be acceptable on soils with significant clay content (15 percent clay or greater). Soils with little clay or non-swelling clays can typically tolerate an SAR up to 20.

##### **b. Salinity**

When required by the Department, an analysis of the electrical conductivity (EC<sub>i</sub>) or total dissolved solids (TDS) must be conducted on treated effluent to determine if plant growth will be negatively impacted

Potential impacts of salinity and SAR can be determined based upon information provided in Table 121-5. Design criteria must account for any mitigation requirements.



| Table 121-5<br>Irrigation Water Quality Guidelines <sup>1</sup>                                  |                                |  |                    |         |
|--|--------------------------------|--|--------------------|---------|
| Potential irrigation water quality problem   | Describing parameter           | ----- Degree of restriction on use ----- |                    |         |
|  |                                | None                                     | Slight to moderate | Severe  |
| <b>Salinity</b>  |                                |  |                    |         |
| (affects crop water availability)  | $EC_I^2$ ,<br>mmho/cm,<br>dS/m | < 0.7                                    | 0.7 – 3.0          | > 3.0   |
|  | or TDS <sup>3</sup> , mg/L     | < 450                                    | 450 –<br>2,000     | > 2,000 |
| <b>Infiltration</b>  |                                |  |                    |         |
| (affects infiltration rate of water into the soil based on $EC_I$ and SAR together) <sup>4</sup> | <b>SAR</b>                     | $EC_I$ , mmho/cm, dS/m                   |                    |         |
|  | 0 – 3                          | > 0.7                                    | 0.7 – 0.2          | < 0.2   |
|  | 3 – 6                          | > 1.2                                    | 1.2 – 0.3          | < 0.3   |
|  | 6 – 12                         | > 1.9                                    | 1.9 – 0.5          | < 0.5   |
|  | 12 – 20                        | > 2.9                                    | 2.9 – 1.3          | < 1.3   |
|  | 20 – 40                        | > 5.0                                    | 5.0 – 2.9          | < 2.9   |

- (1) Adapted from University of California Committee of Consultants (1974); and Ayers and Westcott (1985).  
 (2)  $EC_I$  means electrical conductivity of the irrigation water reported in mmho/cm or dS/m at 77 °F (25 °C).  
 (3) TDS means total dissolved solids reported in mg/L.  
 (4) SAR means sodium adsorption ratio. At a given SAR, infiltration rate increases as water salinity increases.

$$SAR = \frac{[Na^+]}{\sqrt{\frac{[Ca^{2+}] + [Mg^{2+}]}{2}}}$$

#### 121.112.4 Ground and Surface Water

The minimal depth to groundwater at the irrigation site must be at least 4 feet (1.2 m). The irrigation site should not be located within the 100-year floodplain.

#### 121.112.5 Soil Water Holding Capacity

The moisture retention properties of the soil must be provided. This data can typically be found in the Soil Data Mart database located on the Montana Natural Resources Conservation Service website. To avoid runoff and/or direct discharge to groundwater, the application rate must not exceed the infiltration rate of the soil and a single application must not exceed one-half of the soil water holding capacity within the root zone. Table 121-6 presents effective rooting depth for some common crops.

| Plant             | Effective rooting depth, m (ft) | Plant        | Effective rooting depth, m (ft) |
|-------------------|---------------------------------|--------------|---------------------------------|
| Alfalfa           | 1.2-2.0 (4-6)                   | Lettuce      | 0.3-0.6 (1-2)                   |
| Avocado           | 0.6-1.0 (2-3)                   | Melons       | 0.6-1.0 (2-3)                   |
| Barley            | 1.0-1.5 (3-5)                   | Potatoes     | 0.6-1.0 (2-3)                   |
| Beans             | 0.3-1.0 (1-3)                   | Safflower    | 1.5-2.0 (5-6)                   |
| Citrus            | 0.6-1.5 (2-5)                   | Sorghum      | 1.0-1.5 (3-5)                   |
| Corn              | 1.0-1.5 (3-5)                   | Strawberries | 0.3-0.6 (1-2)                   |
| Deciduous Orchard | 1.2-2.0 (4-6)                   | Sugar beet   | 1.0-1.5 (3-5)                   |
| Grains, small     | 1.0-1.2 (3-4)                   | Tomatoes     | 1.0-1.5 (3-5)                   |
| Grapes            | 1.0-2.0 (3-6)                   | Turf grass   | 0.2-0.5 (0.5-1.5)               |
| Grass             | 1.0-1.2 (3-4)                   |              |                                 |

<sup>1</sup> Adapted from Burt C.M. (1995) The Surface Irrigation Manual. Waterman Industries, Inc.

### 121.113 Irrigation Application Analysis

Justification and calculations associated with the hydraulic and nitrogen loading rates must be provided. The methods, procedures, and considerations published herein must be employed in the design process for the irrigation of wastewater.

The loading rates analysis generally follows the recommended methods and procedures outlined in the "Process Design Manual for Land Treatment of Municipal Wastewater Effluents" (EPA 625/1-81-013) published by the U.S. Environmental Protection Agency.

Where crop rotation is implemented, the hydraulic and nitrogen loading rate analysis must be done for each crop considered.

#### 121.113.1 Annual Hydraulic Loading Rate

The design maximum irrigation application rates must be calculated for each month using hydraulic loading rates based on soil permeability ( $L_P$ ) and nitrogen loading ( $L_N$ ). The corresponding monthly value for  $L_P$  and  $L_N$  must be compared, with the lower of the two values used for design. The monthly hydraulic loading rates must be summed to yield the annual hydraulic loading rate ( $L_H$ ).

#### 121.113.11 Soil Permeability Calculations

The hydraulic loading rate based on soil permeability ( $L_P$ ) is determined as:

$$L_P = (ET_c - P + P_w) / SE \quad (120-1)$$

where,  $L_P$  = Hydraulic loading rate, in/month (cm/month)  
 $ET_c$  = Crop evapotranspiration, in/month (cm/month)  
 $P$  = Precipitation, in/month (cm/month)  
 $P_w$  = Percolation rate, in/month (cm/month)  
 $SE$  = Distribution system efficiency, fraction (0.70 to 0.85 for sprinklers)

##### a. Evapotranspiration ( $ET_c$ )

Crop evapotranspiration, or consumptive water use, must be based on average regional values for the selected crop(s). This data is

typically provided by local or regional field offices of the United States Department of Agriculture Natural Resources Conservation Service (NRCS), local field offices of the Cooperative Extension Service, or similar.

**b. Precipitation (P)**

Precipitation must be based on a 10-year precipitation return period as determined using the Weibull formula or other applicable probability method of analysis, with Department approval. The Weibull analysis is given as:

$$m = (n + 1) / 10 \quad (120-2)$$

Where:     m = ranking  
              n = the number of years of record.

Climate data for Montana communities can be found at <http://www.wrcc.dri.edu>

**c. Percolation Rate (P<sub>w</sub>)**

The percolation rate is a function of the limiting permeability or hydraulic conductivity in the soil profile, not to exceed 4 to 10 percent of the soil permeability. Percentages on the lower end of the scale must be used for variable or poorly defined soil conditions. In determining soil permeability, actual values based on hydraulic conductivity field measurements should be used. If the soil permeability is variable over the site, an average permeability based on areas of different soil types must be determined.

The monthly percolation rate must take into account non-operational periods. At a minimum, consideration must be given to system startup and shutdown, maintenance, cropping/harvesting practices, and adverse weather (e.g. excessive wind, freezing temperatures, excessive precipitation).

The drying/wetting ratio must be no less than 3 to 1; however, the Department may require a larger ratio.

**121.113.12 Nitrogen Calculations**

With the exception of Class A-1 and Class B-1 waters (see Appendix B), to be exempt from a MGWPCS permit, the irrigation system must be designed for 100 percent uptake of total nitrogen with zero contribution of nitrogen to groundwater.

The hydraulic loading based on nitrogen limits (L<sub>N</sub>) is determined as:

$$L_N = (U \times C) / [C_n(1 - f)] \quad (120-3)$$

where,     L<sub>N</sub> = Hydraulic loading, in/month (cm/month)  
U = Crop uptake as a function of yield, lb/acre•month (kg/ha•month)  
C = Conversion constant, 4.41 (10)  
C<sub>n</sub> = Applied total nitrogen concentration, mg/L  
f = Nitrogen loss factor

### a. Crop Nutrient Uptake (U)

Guidance on crop selection for sites irrigated with reclaimed wastewater should be obtained from a qualified scientist such as a representative from NRCS, Cooperative Extension Service, or similar.

Whenever possible, the nutrient uptake rate and specific yield expected from a site must be based on information available from the local or regional NRCS field offices or from local field offices of the Cooperative Extension Service.

In the absence of site specific data, Table 121-7 must be used in determination of an expected crop nutrient uptake rate and specific yield.

Monthly crop uptake (U) values can be estimated by assuming that annual crop uptake is distributed monthly according to the same ratio of average monthly Etc to the total annual Etc.

| <b>Table 121-7</b>                                     |                             |   |  |          |          |
|--|-----------------------------|---|--|----------|----------|
| <b>Yield Based N, P, and K Uptake of Various Crops</b> |                             |   |  |          |          |
| <b>Crop</b>  | <b>Dry Weight<br/>lb/bu</b> | <b>Typical Yield/acre-yr<br/>Plant Part</b> | <b>Percent of Dry Harvested Material</b> |          |          |
|  |                             |   | <b>N</b>                                 | <b>P</b> | <b>K</b> |
| <b>Grain Crops</b>                                     |                             |   |  |          |          |
| Barley   | 48                          | 50 bu                                       | 1.82                                     | 0.34     | 0.43     |
|  |                             | 1 ton straw                                 | 0.75                                     | 0.11     | 1.25     |
| Buckwheat  | 48                          | 30 bu                                       | 1.65                                     | 0.31     | 0.45     |
|  |                             | 0.5 tons straw                              | 0.78                                     | 0.05     | 2.26     |
| Corn   | 56                          | 120 bu                                      | 1.61                                     | 0.28     | 0.40     |
|  |                             | 4.5 tons straw                              | 1.11                                     | 0.20     | 1.34     |
| Oats   | 32                          | 80 bu                                       | 1.95                                     | 0.34     | 20.49    |
|  |                             | 2 tons straw                                | 0.63                                     | 0.16     | 1.66     |
| Rice Rye   | 45                          | 5,500 lbs                                   | 1.39                                     | 0.24     | 0.23     |
|  |                             | 2.5 tons straw                              | 0.60                                     | 0.09     | 1.16     |
| Sorghum  | 56                          | 30 bu                                       | 2.08                                     | 0.26     | 0.49     |
|  |                             | 1.5 tons straw                              | 0.50                                     | 0.12     | 0.69     |
| Wheat  | 56                          | 60 bu                                       | 1.67                                     | 0.36     | 0.42     |
|  |                             | 3 tons straw                                | 1.08                                     | 0.15     | 1.31     |
|  | 60                          | 40 bu                                       | 2.08                                     | 0.62     | 0.52     |
|  |                             | 1.5 tons straw                              | 0.67                                     | 0.07     | 0.97     |
| <b>Oil Crops</b>                                       |                             |   |  |          |          |
| Flax   | 56                          | 15 bu                                       | 4.09                                     | 0.55     | 0.84     |
|  |                             | 1.75 ton straw                              | 1.24                                     | 0.11     | 1.75     |
| Oil Palm   | --                          | 2,200 lbs                                   | 1.13                                     | 0.26     | 0.16     |
|  |                             | 5 tons fronds & stems                       | 1.07                                     | 0.49     | 1.69     |
| Peanuts  | 22-30                       | 2,800 lbs                                   | 3.60                                     | 0.17     | 0.50     |
|  |                             | 2.2 tons vines                              | 2.33                                     | 0.24     | 1.75     |
| Rapeseed   | 50                          | 35 bu                                       | 3.60                                     | 0.79     | 0.76     |
|  |                             | 3 tons straw                                | 4.48                                     | 0.43     | 3.37     |
| Soybeans   | 60                          | 35 bu                                       | 6.25                                     | 0.64     | 1.90     |
|  |                             | 2 tons stover                               | 2.25                                     | 0.22     | 1.04     |
| Sunflower  | 25                          | 1,100 lbs                                   | 3.57                                     | 1.71     | 1.11     |
|  |                             | 4 tons stover                               | 1.50                                     | 0.18     | 2.92     |

| Table 121-7<br>Yield Based N, P, and K Uptake of Various Crops |                     |   |                                   |              |              |
|--|---------------------|---|-----------------------------------|--------------|--------------|
| Crop   | Dry Weight<br>lb/bu | Typical Yield/acre-yr<br>Plant Part                 | Percent of Dry Harvested Material |              |              |
|  |                     |   | N                                 | P            | K            |
| <b>Fiber Crops</b>   |                     |   |                                   |              |              |
| Cotton   |                     | 600 lb Lint and<br>1,000 lb seeds,<br>burs & stalks | 2.67<br>1.75                      | 0.85<br>0.22 | 0.83<br>1.45 |
| Pulpwood   |                     | 98 cords<br>bark, branches                          | 0.12<br>0.12                      | 0.02<br>0.02 | 0.06<br>0.06 |
| <b>Forage Crops</b>  |                     |   |                                   |              |              |
| Alfalfa  |                     | 4 tons  | 2.25                              | 0.22         | 1.87         |
| Bahiagrass   |                     | 3 tons  | 1.27                              | 0.13         | 1.73         |
| Big bluestem   |                     | 3 tons  | 0.99                              | 0.85         | 1.75         |
| Birdsfoot trefoil  |                     | 3 tons  | 2.49                              | 0.22         | 1.82         |
| Bluegrass-pasted   |                     | 2 tons  | 2.91                              | 0.43         | 1.95         |
| Bromegrass   |                     | 5 tons  | 1.87                              | 0.21         | 2.55         |
| Clover-grass   |                     | 6 tons  | 1.52                              | 0.27         | 1.69         |
| Dallisgrass  |                     | 3 tons  | 1.92                              | 0.20         | 1.72         |
| Guineagrass  |                     | 10 tons   | 1.25                              | 0.44         | 1.89         |
| Bermudagrass   |                     | 8 tons  | 1.88                              | 0.19         | 1.40         |
| Indiangrass  |                     | 3 tons  | 1.00                              | 0.85         | 1.20         |
| Lespedeza  |                     | 3 tons  | 2.33                              | 0.21         | 1.06         |
| Little bluestem  |                     | 3 tons  | 1.10                              | 0.85         | 1.45         |
| Orchardgrass   |                     | 6 tons  | 1.47                              | 0.20         | 2.16         |
| Pangolagrass   |                     | 10 tons   | 1.30                              | 0.47         | 1.87         |
| Paragrass  |                     | 10.5 tons   | 0.82                              | 0.39         | 1.59         |
| Red clover   |                     | 2.5 tons  | 2.00                              | 0.22         | 1.66         |
| Reed canarygrass   |                     | 6.5 tons  | 1.35                              | 0.18         |              |
| Ryegrass   |                     | 5 tons  | 1.67                              | 0.27         | 1.42         |
| Switchgrass  |                     | 3 tons  | 1.15                              | 0.10         | 1.90         |
| Tall fescue  |                     | 3.5 tons  | 1.97                              | 0.20         | 2.00         |
| Timothy  |                     | 2.5 tons  | 1.20                              | 0.22         | 1.58         |
| Wheatgrass   |                     | 1 ton   | 1.42                              | 0.27         | 2.68         |
| <b>Fruit Crops</b>   |                     |   |                                   |              |              |
| Apples   |                     | 12 tons   | 0.13                              | 0.02         | 0.16         |
| Bananas  |                     | 9,900 lbs   | 0.19                              | 0.02         | 0.54         |
| Cantaloupe   |                     | 17,500 lbs  | 0.22                              | 0.09         | 0.46         |
| Grapes   |                     | 12 tons   | 0.28                              | 0.10         | 0.50         |
| Oranges  |                     | 54,000 lbs  | 0.20                              | 0.02         | 0.21         |
| Peaches  |                     | 15 tons   | 0.12                              | 0.03         | 0.19         |
| Pineapple  |                     | 17 tons   | 0.43                              | 0.35         | 1.68         |
| Tomatoes   |                     | 22 tons   | 0.30                              | 0.04         | 0.33         |
| <b>Silage Crops</b>  |                     |   |                                   |              |              |
| Alfalfa haylage (50%dm)  |                     | 10 wet/ 5 dry                                       | 2.79                              | 0.33         | 2.32         |
| Corn silage (35%dm)  |                     | 20 wet/ 7 dry                                       | 1.10                              | 0.25         | 1.09         |
| Forage sorghum (30%dm)   |                     | 20 wet/ 6 dry                                       | 1.44                              | 0.19         | 1.02         |
| Oat haylage (40%dm)  |                     | 10 wet/ 4 dry                                       | 1.60                              | 0.28         | 0.94         |
| Sorghum-sudan (50%dm)  |                     | 10 wet/ 5 dry                                       | 1.36                              | 0.16         | 1.45         |
| <b>Sugar Crops</b>   |                     |   |                                   |              |              |
| Sugarcane  |                     | 37 tons   | 0.16                              | 0.04         | 0.37         |
| Sugar beets  |                     | 20 tons   | 0.20                              | 0.03         | 0.14         |
| Tops   |                     |   | 0.43                              | 0.04         | 1.03         |
| <b>Turf Grass</b>  |                     |   |                                   |              |              |

| Table 121-7<br>Yield Based N, P, and K Uptake of Various Crops |                     |                                     |                                   |      |      |
|--|---------------------|-------------------------------------|-----------------------------------|------|------|
| Crop   | Dry Weight<br>lb/bu | Typical Yield/acre-yr<br>Plant Part | Percent of Dry Harvested Material |      |      |
|  |                     |                                     | N                                 | P    | K    |
| Bluegrass  |                     | 2 tons                              | 2.91                              | 0.43 | 1.95 |
| Bentgrass  |                     | 2.5 tons                            | 3.10                              | 0.41 | 2.21 |
| Bermudagrass   |                     | 4 tons                              | 1.88                              | 0.19 | 1.40 |
| <b>Vegetable Crops</b>   |                     |                                     |                                   |      |      |
| Bell peppers   |                     | 9 tons                              | 0.40                              | 0.12 | 0.49 |
| Beans, dry   |                     | 0.5 tons                            | 3.13                              | 0.45 | 0.86 |
| Cabbage  |                     | 20 tons                             | 0.33                              | 0.04 | 0.27 |
| Carrots  |                     | 13 tons                             | 0.19                              | 0.04 | 0.25 |
| Cassava  |                     | 7 tons                              | 0.40                              | 0.13 | 0.63 |
| Celery   |                     | 27 tons                             | 0.17                              | 0.09 | 0.45 |
| Cucumbers  |                     | 10 tons                             | 0.20                              | 0.07 | 0.33 |
| Lettuce (heads)  |                     | 14 tons                             | 0.23                              | 0.08 | 0.46 |
| Onions   |                     | 18 tons                             | 0.30                              | 0.06 | 0.22 |
| Peas   |                     | 1.5 tons                            | 3.68                              | 0.40 | 0.90 |
| Potatoes   |                     | 14.5 tons                           | 0.33                              | 0.06 | 0.52 |
| Snap beans   |                     | 3 tons                              | 0.88                              | 0.26 | 0.96 |
| Sweet corn   |                     | 5.5 tons                            | 0.89                              | 0.24 | 0.58 |
| Sweet potatoes   |                     | 7 tons                              | 0.30                              | 0.04 | 0.42 |
| Table beets  |                     | 15 tons                             | 0.26                              | 0.04 | 0.28 |

### (1) Forest Crops

For forest crops, biomass production and nutrient uptake are relatively slow during the initial stages of growth (1 to 2 years) as tree seedlings are establishing a root system. To prevent leaching of nitrogen to groundwater during this period, nitrogen loading must be limited, or understory vegetation must be established that will take up and store applied nitrogen that is in excess of the tree crop needs.

In the absence of site specific data, Table 121-8 must be used in determination of an expected tree nutrient uptake rate. With respect to hybrid and other unique tree farms, data may need to be obtained from similar operations in other locations with similar climatic conditions.

| Table 121-8<br>Nitrogen Uptake for Selected Forest Ecosystems<br>with Whole Tree Harvesting |                    |   |
|---|--------------------|---|
|   | Tree Age,<br>Years | Average Annual<br>Nitrogen Uptake<br>lb/(acre-year) |
| <b>Western forests:</b>   |                    |   |
| Hybrid poplar <sup>a</sup>  | 4-5                | 270   |
| Douglas fir plantation  | 15-25              | 200   |

a Short-term rotation with harvesting at 4 to 5 years; represents first-growth cycle from planted seedlings.

\*lb/acre-yr = 1.12 kg/ha-yr.

The nitrogen stored within the biomass of trees is not uniformly distributed among the tree components, therefore the amount of nitrogen that can actually be removed from a forest crop system is dependent on the components of the tree that are harvested. Only in a whole-tree harvesting operation can 100 percent of the nitrogen uptake be assumed. The distributions of biomass and nitrogen for naturally growing hardwood and conifer (pines, Douglas-fir, fir, larch, etc.) stands in temperate regions are shown in Table 121-9.

| <b>Table 121-9<br/>Biomass and Nitrogen Distributions by Tree Component<br/>for Stands in Temperate Regions</b> |                 |          |                  |          |
|---|-----------------|----------|------------------|----------|
| <b>Tree Component</b>   | <b>Conifers</b> |          | <b>Hardwoods</b> |          |
|   | Biomass         | Nitrogen | Biomass          | Nitrogen |
| Roots   | 10%             | 17%      | 12%              | 18%      |
| Trunks  | 80%             | 50%      | 65%              | 32%      |
| Branches  | 8%              | 12%      | 22%              | 42%      |
| Leaves  | 2%              | 20%      | 1%               | 8%       |

## (2) Grazing Operations

Where an irrigation site is used for grazing, nutrient contribution from manure must be accounted for in the overall nitrogen loading to the site. The nutrient loading from various animal wastes should be based on the values listed in Table 121-10.

| <b>Table 121-10<br/>Animal Waste Characterization<sup>1</sup><br/>(per 1000 pounds livestock live weight)</b> |                              |                                 |                               |
|---|------------------------------|---------------------------------|-------------------------------|
| <b>Animal</b>   | <b>Nitrogen<br/>(lb/day)</b> | <b>Phosphorous<br/>(lb/day)</b> | <b>Potassium<br/>(lb/day)</b> |
| Dairy Cow   | 0.45                         | 0.07                            | 0.27                          |
| Beef  | 0.31                         | 0.11                            | 0.24                          |
| Goat/Sheep <sup>2</sup>   | 0.45                         | 0.07                            | 0.30                          |
| Horse   | 0.28                         | 0.05                            | 0.19                          |

1. Source: USDA Agricultural Waste Management Field Handbook.

2. Source: ASAE Manure Production and Characteristics. ASAE D384.1 Feb03

Not all nitrogen in land-applied manure is available to the crop during the year of application. Organic material decomposition is required before it is made available for plants. A percentage of last year's nitrogen and an even smaller percentage of the previous year's nitrogen will become plant-available during the current crop season. Therefore, mineralization rates as specified in Table 121-11 should be used to determine the amount of nitrogen available from previous manure application(s).



| <b>Table 121-11<br/>Mineralization Rates<sup>1</sup></b> |   |   |   |
|--|---|---|---|
| Type of Waste  | 1 <sup>st</sup> Year after Application Fraction Available | 2 <sup>nd</sup> Year after Application Fraction Available | 3 <sup>rd</sup> Year after Application Fraction Available |
| Fresh Cattle Manure                                      | 0.65  | 0.04  | 0.02  |
| Fresh Sheep and Horse                                    | 0.55  | 0.06  | 0.02  |

1. Source: NRCS Specification MT633-JS1, September 2004.

Cattle, sheep, etc. must not be allowed on wet fields to avoid severe soil compaction and reduced soil infiltration rates. It is recommended that 4 to 7 days of drying time be allowed following an application before livestock are returned to the pasture. Pasture rotation should be practiced so that wastewater can be applied immediately after the livestock are removed.

In general, the pasture area should not be grazed longer than 7 days. Typical regrowth periods between grazings range from 14 to 36 days.

### (3) Additional Nitrogen Sources

Where supplemental nitrogen is applied to the irrigation site (i.e., fertilizer) the amount of nitrogen removed through crop uptake (U) must be reduced by the additional nitrogen load. Where turf grass is mulched (e.g., golf courses) it must be assumed that 25 percent of the nitrogen in the mulched grass is returned to the soil.

#### b. Total Nitrogen Concentration ( $C_n$ )

When existing effluent nitrogen data is not available, the effluent total nitrogen concentration for wastewater treatment ponds must be based on the following:

$$C_n = (N_o)e^{-0.0075(t)} \quad (120-4)$$

where,  $C_n$  = Total nitrogen concentration, mg/L

$N_o$  = Influent nitrogen concentration, mg/L

$t$  = Minimum detention time in treatment/storage ponds, \ days

#### c. Nitrogen Loss (f)

In accounting for nitrogen losses due to denitrification, volatilization, and soil storage, the nitrogen loss factor (f) must not exceed 0.2 for secondary treatment effluent and 0.1 for effluent from facilities utilizing nutrient removal methods in their treatment process.

**121.113.13 Additional Nutrient Considerations**

Phosphorus and potassium are considered essential macronutrients and are required at moderately high levels to support a healthy crop. Table 121-7 shows the phosphorus and potassium needs for various crops. Crop requirements for phosphorus and potassium must be addressed in the nutrient management plan (Section 121.122).

**a. Phosphorus**

When required by the Department, a phosphorus breakthrough analysis must be performed to ensure breakthrough to the nearest down gradient surface water will not occur within 50 years. The results of this analysis must be submitted to the Department.

**b. Potassium**

Potassium is an essential nutrient required for vegetative growth. However, reclaimed wastewater does not typically contain sufficient levels in the optimum combination with nitrogen and phosphorus (see Table 121-7 for crop requirements). Therefore, it may be necessary to add supplemental potassium to maintain nitrogen removals at the optimum level.

**121.114 Irrigation Area Analysis**

Justification and calculations associated with irrigation land area requirements must be provided as indicated below.

**121.114.1 Required Land Area**

The required land area for irrigation can be determined from the design hydraulic loading rate according to the following equation:

$$A = (Q + \Delta V_s) / (C \times L_H) \quad (120-5)$$

where, A = Field area, acre (ha)  
 Q = Annual average daily flow, ft<sup>3</sup>/yr (m<sup>3</sup>/yr)  
 V<sub>s</sub> = Net loss or gain in stored wastewater volume due to precipitation and evaporation at storage pond(s), ft<sup>3</sup>/yr (m<sup>3</sup>/yr)  
 C = Conversion constant, 3,630 (100)  
 L<sub>H</sub> = Annual design hydraulic loading rate as defined in Section 121.103.1(Annual Hydraulic Loading Rate), in/yr (cm/yr)

Additional land area must be accounted for as a result of buffer zone requirements described in Section 121.4 (Buffer Zone).

**121.114.2 Slope**

Design slopes must be less than 15 percent to promote infiltration rather than surface runoff.

**121.115 Storage Analysis**

Adequate storage during inoperable periods must be provided. Justification and calculations associated with storage volume requirements must be provided including a month by month water balance based on maximum design conditions.

Design precipitation must be based on a 10-year precipitation return period as described in Section 121.103.11 b (Precipitation). Storage requirements for wastewater treatment ponds are located in Section 93.36 (Pond Design Criteria, Tables 93-1 and 93-2).

Evaporation (E) rates must be based on estimated lake evaporation in the local area, if available. Where monthly evaporation data is unavailable, average annual evaporation may be distributed based on the ratio of average monthly ETc to average annual ETc.

Average annual evaporation and monthly precipitation values for Montana communities can be found at the Western Regional Climate Center website.

#### **121.116 Crop Management**

The crop must be harvested and removed from the irrigation site or used for grazing. Mulching is allowed for turf grass only.

A crop management plan must be developed and submitted to the Department for approval in accordance with Section 121.122 (Plan of Operation).

The Department may require on-going soil monitoring to be performed to substantiate agronomic use of nutrients as a condition of approval.

#### **121.117 Supplemental Water**

The crop must be effectively managed to maintain a harvestable crop as long as treated wastewater effluent is applied. In some situations, this may require use of a supplemental water source. Application of additional water must not exceed agronomic uptake or result in leaching of nutrients below the root zone. Where supplemental water will be utilized; the volume needed, nutrient make-up, and salinity impacts must be addressed in the nutrient management plan (Section 121.122).

### **121.12 OPERATION AND MAINTENANCE PROCEDURES**

Operation and maintenance procedures for the irrigation system must be approved by the Department prior to plan and specification approval and incorporated into the treatment system's final O&M manual (see Section 25 Operation & Maintenance Manual). These procedures must contain information that addresses the following:

#### **121.121 Startup and Shutdown Procedures of the Irrigation System**

Startup and shutdown of the irrigation system, including cold weather operation, must be described.

#### **121.122 Nutrient Management Plan**

A nutrient management plan (NMP) must be developed in order to remain in compliance with the approved design. At a minimum, the NMP must include the following:

- a. Requirements for training of the system operator prior to start up.
- b. A site map and a soil map of the irrigation area. The site map must show the location of the irrigation site(s) and buffer zone(s) as well as identify sensitive resource areas within 500 feet (152.4 m) of the application site(s) (wetlands, surface water, wells, roads, buildings, property lines, etc.). The soil map must include soil survey geographic (SSURGO) mapping units or similar means of identification and the map unit name and symbol for all soil types at the irrigation site.
- c. A crop management plan including planting techniques, schedules, anticipated crops, current and planned crop production sequence, crop rotation, harvesting plan (method, timing, etc.), expected yield, etc.

It is recommended that consultation with the United States Department of Agriculture Natural Resources Conservation Service (NRCS), local offices of the Cooperative Extension Service, or similar should be held to aid in the development of an appropriate crop management plan. A summary of this consultation must be submitted to the Department.

- d. Land/soil management plan (e.g., soil testing, tilling, disking, salinity mitigation measures, etc.).
- e. Quantification of all essential macronutrient (i.e., nitrogen, phosphorus, and potassium) sources available and crop requirements. Nutrient contributions from all sources (including fertilizer, manure, mulching, etc.) must be accounted for in application rate calculations.
- f. Proposed application rates (including supplemental water), timing, and method of irrigation.
- g. The development of an agricultural pest control program (e.g., weeds, insects, etc.), if needed. At a minimum, contact information for state and local pest control experts must be provided.
- h. Best-management-practices (BMPs), if necessary, to prevent run-off to surface water.

#### 121.123 Record Keeping Protocol

Data sheets to record the frequency, parameters and procedures for effluent (and groundwater, if required) monitoring must be provided. At a minimum, the following procedures and requirements must be incorporated into record keeping of irrigation practices:

- a. Irrigation water quantity and quality must be documented.
  1. The amount of water applied on a daily basis (reclaimed or supplemental) must be logged and the basis for this quantity must be documented (e.g. meter reading or pump times and pump rates).
  2. Effluent must be monitored to show the biochemical and bacteriological quality of the applied wastewater. See Table 121-1 for sampling and monitoring requirements.
- b. The level of the water in the storage cell must be recorded at a minimum on a monthly basis.
- c. Estimated daily irrigated area must be logged.

- d. When required by the Department, soil monitoring test results and mitigation activities must be documented. The Department will determine what parameters and the monitoring frequency on a case-by-case basis. See Section 121.112.2 (Soil Management, Monitoring, and Testing) and Section 121.112.3 (Sodium Adsorption Ratio and Salinity Considerations).
- e. Groundwater monitoring activities and test results must be documented, if applicable.
- f. Actual crop production (i.e. crop yield) must be recorded.
- g. Weather events, such as rainfall or freezing temperatures must be documented during irrigation periods and that the application rates were reduced or stopped during these conditions.
- h. Operation and maintenance activities must be logged.
- i. Records of correspondence with local, state, and federal agencies must be maintained.

#### **121.124 Responsibility of Operation**

Irrigation is considered part of the wastewater treatment process; therefore, the wastewater system operator must make the final decision on when irrigation may proceed. Safe operating practices must be described and encouraged.

### **122. STANDARDS FOR RAPID INFILTRATION SYSTEMS**

#### **122.1 General**

Rapid Infiltration (RI) systems are utilized for the disposal of treated effluent to groundwater. The use of an RI system requires that the industrial component of the wastewater be relatively small, with the discharge of toxic substances regulated by an effective pretreatment program. If significant industrial users discharge to the system, additional requirements may be imposed by the Department.

RI systems, as discussed in this chapter, consist of the controlled application of wastewater to either open shallow earthen basins (commonly referred to as infiltration/percolation (I/P) basins), or subsurface absorption cells. The use of subsurface absorption cells will be considered by the Department on a case-by-case basis and only when a high quality effluent is discharged.

All RI systems owners must obtain a groundwater discharge permit (MGWPCS) from the Department in advance of constructing any RI system unless the system qualifies for one or more of the exemptions defined within ARM 17.30.1022 of the Administrative Rules of Montana relative to the facility. If it is determined that the groundwater beneath the proposed RI site is hydrologically connected to surface water, then the discharge will be considered the same as a surface water discharge and a Montana Pollutant Discharge Elimination System (MPDES) permit will be required by the Department.

#### **122.2 Pre-Application Treatment Requirements**

At a minimum, treatment comparable to secondary treatment must precede all rapid infiltration applications.

**122.21 Infiltration/Percolation Basins**

For I/P basins following wastewater treatment pond systems, treatment must be provided in accordance with the applicable table in Section 93.36 (Pond Design Criteria).

Algae from lagoons or storage ponds can inhibit infiltration rates as well as result in the rapid fouling of the I/P basins. To minimize problems associated with algae, the withdrawal structure in the final treatment pond should be designed with multiple takeoffs.

**122.22 Subsurface Absorption Cells**

For subsurface absorption cells, only high quality effluent meeting the following parameters must be discharged:

|                  |           |
|------------------|-----------|
| BOD <sub>5</sub> | < 10 mg/L |
| TSS              | < 10 mg/L |
| Turbidity        | <5 NTU    |
| Total N          | < 5 mg/L  |

These systems must be designed to discharge rapidly and in a manner to prevent plugging or biofouling. Cleanout ports or other access must be provided to allow for cleaning and maintenance.

**122.3 Preliminary Design Report**

A comprehensive design report must be submitted to the Department prior to the design phase. In addition to the requirements outlined in Chapter 10 (Engineering Reports and Facility Plans), the preliminary design report must include the following:

1. Field observations of exposed soil profiles (on and near the site) to include road cuts, borrow pits, and plowed fields.
2. Field observation of groundwater indicators: wet spots, seepage areas, vegetation changes, ponds and streams, and general drainage characteristics within 500 feet (152.4 m) of the application site.
3. Backhoe test pit results, to 10 feet (3 m), in the major soil types on the proposed site with special consideration given to soil characteristics and the elevation of the groundwater on the site.
4. Water levels in adjacent or on-site wells and nearby surface waters should be used to prepare a preliminary water table map. Include flow direction, depth, and discharge areas for groundwater and the re-charge characteristics for the site.
5. Included in the preliminary design report should be information describing the quality of the groundwater, current nitrate levels, its uses and classification.
6. Calculations supporting the proposed hydraulic loading including depth to groundwater, groundwater quality, aquifer thickness, groundwater mounding potential, nitrate loading to groundwater, percolation rates and cycle times. Groundwater mounding must not be allowed to reach the surface using historical depth to groundwater records, where the shallowest depth is used in the mounding analysis.
7. Winter time storage requirements if necessary.
8. Chemical characteristics and compatibility of the soil and wastewater.

9. A preliminary layout of the proposed RI system showing dimensions of the application area and its proximity to wells, seeps, springs, lakes and streams.

When gathering specific data for the preliminary design report, consideration should be given to final design requirements outlined in Sections 122.4 (Site Selection) and 122.5 (Site Investigation).

#### 122.4 Site Selection

- a. The site location must be selected so that the RI system is protected from flooding and must not be located in the 100-year flood plain.
- b. The location of RI systems must be a minimum of 500 feet (152.4 m) from water supply wells. The Department may require an increased setback distance and a hydrological analysis when the time of travel “zone of influence” between a proposed RI system and a water supply well is less than 200 days (which may pose public health concerns).
- c. The operation of an RI system on the proposed site must not affect any existing or anticipated uses of groundwater or surface water.

#### 122.5 Site Investigation

Final field testing must be conducted on the actual site and at the actual depth in the soil profile intended for the RI system. Extrapolation of data from nearby sites is not an acceptable basis for design.

##### 122.51 Soils Investigation

- a. Sufficient information on soil gradation, plasticity, texture, moisture, and structural characteristics should be obtained to thoroughly evaluate the permeability and drainage characteristics of the site.
- b. Test pits and borings are required on all sites proposed in the final design. The number of pits and borings depends on the uniformity of the soils in the area. However, enough test pits must be dug and enough borings drilled to adequately characterize the soil profile and soil characteristics of the entire site. Generally, a grid-type approach must be used to establish the test pit locations. A minimum of one test pit is required within each I/P basin or subsurface cell location.
- c. Infiltration and permeability tests must be conducted *in-situ* at the proposed site. Sufficient wetting and drying cycles should be used so that conditions similar to the proposed conditions of the RI system can be evaluated.
- d. A phosphorous break-through analysis must be performed for each major soil type within the site. The analysis must include a phosphorous adsorption test.

#### 122.6 Loading Rates

- a. The hydraulic loading rate must be based directly upon the field and laboratory test results for infiltration, permeability, hydraulic conductivity, and transmissivity.
- b. Hydraulic conductivity must be based on the layer of soil that is most restrictive of water flow. If there is not an obvious restricting layer in the soil profile, then the effective hydraulic conductivity of the profile is the mean of the values observed in the tests. Soil permeability (or hydraulic conductivity) should be greater than 0.6 in/hr for a site to be considered for RI.

- c. The design loading rate must be based on a percentage of the minimum measured hydraulic loading rate as shown in Table 122-1.



| Table 122-1<br>Hydraulic Loading Rates          |   |
|---|---|
| Test Procedure <sup>1</sup>                     | Adjustment Factor for Annual Loading Rate     |
| Basin Flooding Test                             | 7 - 10% of minimum measured infiltration rate |
| Air entry permeameter & cylinder infiltrometers | 2 - 4% of minimum measured infiltration rate  |

1. The methodology for these test procedures are included in the EPA Process Design Manual Land Treatment of Municipal Wastewater Effluents, (EPA/625/R-06/016) September 2006, pp 3-12 to 3-18

- d. Hydraulic loading rate must be given in gal/(yr ft<sup>2</sup>). The annual loading rate must be reduced to account for periods when I/P basins cannot be used, such as when the ground is frozen or during maintenance periods.

### 122.7 Maximum Groundwater Elevation

There must be, at all times, an unsaturated zone between the bottom of the RI system and the maximum groundwater surface as determined by a groundwater mound analysis. This analysis must be performed by a qualified hydrogeologist.

### 122.8 Underdrains

Underdrains may be required to control groundwater mounding and to prevent surfacing of infiltrated wastewater. The discharge from underdrains which collect treated effluent from RI systems will be considered the same as a surface water discharge, and surface water standards will apply.

### 122.9 Wet/Dry Ratios

Adequate drying time between applications must be provided to prevent soil clogging. To maximize infiltration rates, the wetting/drying periods shown in Table 122-2 should be utilized.

| Table 122-2<br>I/P Loading Cycles <sup>1</sup> |                          |                     |
|--|--------------------------|---------------------|
| Season   | Application Period, days | Drying Period, days |
| Summer   | 1-3                      | 4-5                 |
| Winter   | 1-3                      | 5-10                |

1. Source: Table 10-8 in the "Process Design Manual for Land Treatment of Municipal Wastewater Effluents" (EPA 625/R-06/016) published by the U.S. Environmental Protection Agency

### 122.10 Application Rates

Application rates must be based on the annual hydraulic loading rate, time available for application, wet/dry ratios, nondegradation and other applicable water quality regulations for groundwater and surface water. For subsurface absorption cells application rates must be designed to allow for complete drainage of the area between dosings.

### 122.11 Number of Basins/Cells

In determining the number of I/P basins or subsurface cells to use, consideration must be given to drying time, if applicable, and to maintenance activities without disrupting the continual operation of the treatment works. At a minimum, three I/P basins or subsurface absorption cells must be provided.

For I/P basins, Table 122-3 should be used to determine the minimum number of basins required for continuous wastewater application.

| Table 122-3<br>Minimum Number of Basins <sup>1</sup> |                           |                                       |
|--|---------------------------|---------------------------------------|
| Loading Application Period, days                     | Cycle Drying Period, days | Minimum Number of Infiltration Basins |
| 1  | 5-7                       | 6-8                                   |
| 2  | 5-7                       | 4-5                                   |
| 1  | 7-12                      | 8-13                                  |
| 2  | 7-12                      | 5-7                                   |
| 1  | 4-5                       | 5-6                                   |
| 2  | 4-5                       | 3-4                                   |
| 3  | 4-5                       | 3                                     |
| 1  | 5-10                      | 6-11                                  |
| 2  | 5-10                      | 4-6                                   |
| 3  | 5-10                      | 3-5                                   |
| 1  | 10-14                     | 11-15                                 |
| 2  | 10-14                     | 6-8                                   |
| 1  | 12-16                     | 13-17                                 |
| 2  | 12-16                     | 7-9                                   |
| 7  | 10-15                     | 3-4                                   |
| 8  | 10-15                     | 3                                     |
| 9  | 10-15                     | 3                                     |
| 7  | 12-16                     | 3-4                                   |
| 8  | 12-16                     | 3                                     |
| 9  | 12-16                     | 3                                     |

1. Source: Table 10-9 in the "Process Design Manual for Land Treatment of Municipal Wastewater Effluents" (EPA 625/R-06/016) published by the U.S. Environmental Protection Agency

### 122.12 Inlet Structures

Inlet structures must be provided for all basins and designed to prevent erosion of the basin or adjacent dike. At a minimum, concrete splash pads are required for I/P basins.

For subsurface cells, the distribution laterals must extend the entire length of the cell and be structurally sound for their intended use. Where open-bottom chambers are used they must consist of high-density polyolefin or other approved material. Products must maintain at least 90 percent of their original height (vertical deflection shall not exceed 10 percent of original product height) when installed according to manufacturer's installation guidelines and subjected to a 4,000-pound axle load. Vertical deflection is the combined product height deflection due to installation (soil dead load) and the 4,000-pound axle load measured when the tire is directly over the product.

### 122.13 Flow Distribution

- a. Influent wastewater should be distributed uniformly over the entire RI system area.
- b. Flow control structures must be provided as necessary to adequately direct and control wastewater flow to any individual RI system discharge area.

### 122.14 Storage Requirements

Where I/P basins will not perform satisfactorily during the winter months, provisions for storing the wastewater during that period must be provided. Emergency/winter storage requirements for I/P basins are listed in Section 93.36 (Pond Design Criteria).

**122.15 I/P Basin Embankments**

- a. Slopes must not be steeper than 1 vertical to 3 horizontal (1:3).
- b. All embankments must be protected from erosion caused by wave action, weather, or flooding through seeding, rip-rap, or other acceptable method of erosion control.
- c. An access road/ramp must be provided to each basin so that maintenance equipment for surface scarification may enter. Each access road/ramp must be a minimum of 10 feet (3.0 m) wide.

**122.16 Overflow Protection**

Overflow protection must be provided for all I/P basins to prevent washout of the embankments. Overflow pipes must be inter-cellular and may not discharge outside of the basin area.

**122.17 Construction Practices**

- a. RI systems may not be constructed on backfilled materials without specific approval by the Department.
- b. The final surface of the RI system must be uniformly graded to allow even distribution of the wastewater and utilization of the entire soil profile for infiltration.
- c. Every effort must be made to avoid compaction of the treatment/infiltration area within the I/P basins or subsurface absorption cells. The I/P basin bottom surface must be scarified prior to facility start-up.
- d. For subsurface RI systems the maximum spacing between distribution laterals, measured on center, must be 30 inches (762 mm) or 1.5 times the width of the open-bottom chamber. It is recommended that the burial depth of the distribution laterals be no greater than 3 feet (914 mm) for maintenance purposes. A minimum of two distribution laterals must be provided for each subsurface infiltration area.

**122.18 Groundwater Monitoring**

Groundwater monitoring wells must be installed near the RI system. The number and placement of the wells will be determined by the Department, or as required in the groundwater discharge permit.

**122.19 Fencing**

The I/P basin site must be enclosed with a fence and posted with signs designed to discourage the entrance of unauthorized persons and animals. Access gates must be secured with locks and be of sufficient width to accommodate mowing and scarification equipment.

**122.20 Cold Weather Operation**

Pumps, piping, and valves must be protected from freezing.



**Appendix C. Big Sky Water and Sewer District Flow Data (Materials are in Excel format and are provided in a compressed folder submitted with this document)**

| Yellowstone Club |                     |                | Spanish Peaks |                     |                |
|------------------|---------------------|----------------|---------------|---------------------|----------------|
| Day/Date         | Pump St. 1<br>(MGD) | Total<br>(MGD) | Day/Date      | Pump St. 1<br>(MGD) | Total<br>(MGD) |
| 08-Feb-2021      | 0.144               |                |               |                     |                |
| 09-Feb-2021      | 0.167               |                |               |                     |                |
| 10-Feb-2021      | 0.245               |                |               |                     |                |
| 11-Feb-2021      | 0.338               |                |               |                     |                |
| 12-Feb-2021      |                     |                |               |                     |                |
| 13-Feb-2021      |                     |                |               |                     |                |
| 14-Feb-2021      |                     |                |               |                     |                |
| 15-Feb-2021      |                     |                |               |                     |                |
| 16-Feb-2021      |                     |                |               |                     |                |
| 17-Feb-2021      |                     |                |               |                     |                |
| 18-Feb-2021      |                     |                |               |                     |                |
| 19-Feb-2021      |                     |                |               |                     |                |
| 20-Feb-2021      |                     |                |               |                     |                |
| 21-Feb-2021      |                     |                |               |                     |                |
| 22-Feb-2021      |                     |                |               |                     |                |
| 23-Feb-2021      |                     |                |               |                     |                |
| 24-Feb-2021      |                     |                |               |                     |                |
| 25-Feb-2021      |                     |                |               |                     |                |
| 26-Feb-2021      |                     |                |               |                     |                |
| 27-Feb-2021      |                     |                |               |                     |                |
| 28-Feb-2021      |                     |                |               |                     |                |
| 01-Mar-2021      |                     |                |               |                     |                |
| 02-Mar-2021      |                     |                |               |                     |                |
| 03-Mar-2021      |                     |                |               |                     |                |
| 04-Mar-2021      |                     |                |               |                     |                |
| 05-Mar-2021      |                     |                |               |                     |                |
| 06-Mar-2021      |                     |                |               |                     |                |
| 07-Mar-2021      |                     |                |               |                     |                |
| 08-Mar-2021      |                     |                |               |                     |                |
| 09-Mar-2021      |                     |                |               |                     |                |
| 10-Mar-2021      |                     |                |               |                     |                |
| 11-Mar-2021      |                     |                |               |                     |                |
| 12-Mar-2021      |                     |                |               |                     |                |
| 13-Mar-2021      |                     |                |               |                     |                |
| 14-Mar-2021      |                     |                |               |                     |                |
| 15-Mar-2021      |                     |                |               |                     |                |
| 16-Mar-2021      |                     |                |               |                     |                |
| 17-Mar-2021      |                     |                |               |                     |                |
| 18-Mar-2021      |                     |                |               |                     |                |
| 19-Mar-2021      |                     |                |               |                     |                |
| 20-Mar-2021      |                     |                |               |                     |                |
| 21-Mar-2021      |                     |                |               |                     |                |
| 22-Mar-2021      |                     |                |               |                     |                |
| 23-Mar-2021      |                     |                |               |                     |                |
| 24-Mar-2021      |                     |                |               |                     |                |
| 25-Mar-2021      |                     |                |               |                     |                |
| 26-Mar-2021      |                     |                |               |                     |                |
| 27-Mar-2021      |                     |                |               |                     |                |
| 28-Mar-2021      |                     |                |               |                     |                |
| 29-Mar-2021      |                     |                |               |                     |                |
| 30-Mar-2021      |                     |                |               |                     |                |
| 31-Mar-2021      |                     |                |               |                     |                |
| 01-Apr-2021      |                     |                |               |                     |                |
| 02-Apr-2021      |                     |                |               |                     |                |
| 03-Apr-2021      |                     |                |               |                     |                |
| 04-Apr-2021      |                     |                |               |                     |                |
| 05-Apr-2021      |                     |                |               |                     |                |
| 06-Apr-2021      |                     |                |               |                     |                |
| 07-Apr-2021      |                     |                |               |                     |                |
| 08-Apr-2021      |                     |                |               |                     |                |
| 09-Apr-2021      |                     |                |               |                     |                |
| 10-Apr-2021      |                     |                |               |                     |                |
| 11-Apr-2021      |                     |                |               |                     |                |
| 12-Apr-2021      |                     |                |               |                     |                |
| 13-Apr-2021      |                     |                |               |                     |                |
| 14-Apr-2021      |                     |                |               |                     |                |
| 15-Apr-2021      |                     |                |               |                     |                |
| 16-Apr-2021      |                     |                |               |                     |                |
| 17-Apr-2021      |                     |                |               |                     |                |
| 18-Apr-2021      |                     |                |               |                     |                |
| 19-Apr-2021      |                     |                |               |                     |                |
| 20-Apr-2021      |                     |                |               |                     |                |
| 21-Apr-2021      |                     |                |               |                     |                |
| 22-Apr-2021      |                     |                |               |                     |                |
| 23-Apr-2021      |                     |                |               |                     |                |
| 24-Apr-2021      |                     |                |               |                     |                |
| 25-Apr-2021      |                     |                |               |                     |                |
| 26-Apr-2021      |                     |                |               |                     |                |

2020 Irrigation Flows

| Meadow Village Golf Course<br>Flow (measured in MGD) |           |            |            |            |            |            |                  |       |            |             |
|--|-----------|------------|------------|------------|------------|------------|------------------|-------|------------|-------------|
| Date   | Day       | Pump 2     |            |            |            | South Loop | Total Irrigation | SBR   | YC Pumping | SP Pumping  |
|  |           | North Loop | North Loop | North Loop | North Loop |            |                  |       |            |             |
| 04-May-20  | Monday    | 0.132      |            |            |            |            | 0.132            | 0.087 |            |             |
| 05-May-20  | Tuesday   | 0.043      |            |            |            |            | 0.043            | 0.043 |            |             |
| 06-May-20  | Wednesday | 0.096      |            |            |            |            | 0.096            | 0.096 |            |             |
| 07-May-20  | Thursday  | 0.000      |            |            |            |            | 0.000            | 0.000 |            |             |
| 08-May-20  | Friday    | 0.132      |            |            |            |            | 0.132            | 0.087 |            |             |
| 09-May-20  | Saturday  | 0.558      |            |            |            |            | 0.558            | 0.558 |            |             |
| 10-May-20  | Sunday    | 0.000      |            |            |            |            | 0.000            | 0.000 |            |             |
| 11-May-20  | Monday    | 0.070      |            |            |            |            | 0.070            | 0.084 |            |             |
| 12-May-20  | Tuesday   |            |            |            |            |            | 0.000            | 0.000 |            |             |
| 13-May-20  | Wednesday |            |            |            |            |            | 0.000            | 0.000 |            |             |
| 14-May-20  | Thursday  |            |            |            |            |            | 0.000            | 0.000 |            |             |
| 15-May-20  | Friday    |            |            |            |            |            | 0.000            | 0.000 |            |             |
| 16-May-20  | Saturday  |            |            |            |            |            | 0.000            | 0.000 |            |             |
| 17-May-20  | Sunday    |            |            |            |            |            | 0.000            | 0.000 |            |             |
| 18-May-20  | Monday    | 0.190      |            |            |            |            | 0.190            | 0.111 |            |             |
| 19-May-20  | Tuesday   | 0.347      |            |            |            |            | 0.347            | 0.613 |            |             |
| 20-May-20  | Wednesday | 0.276      |            |            |            |            | 0.276            | 0.616 |            |             |
| 21-May-20  | Thursday  |            |            |            |            |            | 0.000            | 0.000 |            |             |
| 22-May-20  | Friday    |            |            |            |            |            | 0.000            | 0.000 |            |             |
| 23-May-20  | Saturday  |            |            |            |            |            | 0.000            | 0.000 |            |             |
| 24-May-20  | Sunday    |            |            |            |            |            | 0.000            | 0.000 |            |             |
| 25-May-20  | Monday    | 0.101      |            |            |            |            | 0.101            | 0.463 |            |             |
| 26-May-20  | Tuesday   |            |            |            |            |            | 0.000            | 0.000 | 0.204      |             |
| 27-May-20  | Wednesday | 0.592      |            |            |            |            | 0.592            | 0.333 | 0.338      |             |
| 28-May-20  | Thursday  | 0.916      |            |            |            |            | 0.916            | 0.524 | 0.340      |             |
| 29-May-20  | Friday    | 1.040      |            |            |            |            | 1.040            | 0.518 | 0.241      |             |
| 30-May-20  | Saturday  | 0.952      |            |            |            |            | 0.952            | 0.537 |            |             |
| 31-May-20  | Sunday    | 1.013      |            |            |            |            | 1.013            | 0.502 |            |             |
| 01-Jun-20  | Monday    | 0.960      |            |            |            |            | 0.960            | 0.488 |            |             |
| 02-Jun-20  | Tuesday   | 1.177      |            |            |            |            | 1.177            | 0.543 |            |             |
| 03-Jun-20  | Wednesday | 1.031      |            |            |            |            | 1.031            | 0.568 |            |             |
| 04-Jun-20  | Thursday  | 0.530      |            |            |            |            | 0.530            | 0.541 |            |             |
| 05-Jun-20  | Friday    | 0.555      |            |            |            |            | 0.555            | 0.526 |            |             |
| 06-Jun-20  | Saturday  | 0.864      |            |            |            |            | 0.864            | 0.521 |            |             |
| 07-Jun-20  | Sunday    | 0.625      |            |            |            |            | 0.625            | 0.488 |            |             |
| 08-Jun-20  | Monday    |            |            |            |            |            | 0.000            | 0.362 |            |             |
| 09-Jun-20  | Tuesday   |            |            |            |            |            | 0.000            | 0.505 |            |             |
| 10-Jun-20  | Wednesday |            |            |            |            |            | 0.000            | 0.504 |            |             |
| 11-Jun-20  | Thursday  | 0.614      |            |            |            |            | 0.614            | 0.524 |            |             |
| 12-Jun-20  | Friday    | 1.028      |            |            |            |            | 1.028            | 0.514 |            |             |
| 13-Jun-20  | Saturday  | 0.976      |            |            |            |            | 0.976            | 0.508 |            |             |
| 14-Jun-20  | Sunday    | 0.946      |            |            |            |            | 0.946            | 0.528 |            |             |
| 15-Jun-20  | Monday    | 0.851      |            |            |            |            | 0.851            | 0.522 |            |             |
| 16-Jun-20  | Tuesday   | 0.712      |            |            |            |            | 0.712            | 0.540 |            |             |
| 17-Jun-20  | Wednesday | 0.364      |            |            |            |            | 0.364            | 0.539 |            |             |
| 18-Jun-20  | Thursday  |            |            |            |            |            | 0.000            | 0.622 |            |             |
| 19-Jun-20  | Friday    |            |            |            |            |            | 0.000            | 0.580 |            |             |
| 20-Jun-20  | Saturday  | 0.533      |            |            |            |            | 0.533            | 0.552 |            |             |
| 21-Jun-20  | Sunday    | 0.968      |            |            |            |            | 0.968            | 0.547 |            |             |
| 22-Jun-20  | Monday    | 0.746      |            |            |            |            | 0.746            | 0.561 |            |             |
| 23-Jun-20  | Tuesday   | 1.014      |            |            |            |            | 1.014            | 0.543 |            |             |
| 24-Jun-20  | Wednesday | 0.699      |            |            |            |            | 0.699            | 0.523 |            |             |
| 25-Jun-20  | Thursday  | 0.798      |            |            |            |            | 0.798            | 0.520 |            |             |
| 26-Jun-20  | Friday    | 1.025      |            |            |            |            | 1.025            | 0.564 |            |             |
| 27-Jun-20  | Saturday  | 1.047      |            |            |            |            | 1.047            | 0.548 |            |             |
| 28-Jun-20  | Sunday    | 0.603      |            |            |            |            | 0.603            | 0.571 |            |             |
| 29-Jun-20  | Monday    | 0.000      |            |            |            |            | 0.000            | 0.602 |            |             |
| 30-Jun-20  | Tuesday   | 0.000      |            |            |            |            | 0.000            | 0.563 |            |             |
| 01-Jul-20  | Wednesday | 0.023      |            |            |            |            | 0.023            | 0.590 |            |             |
| 02-Jul-20  | Thursday  | 0.889      |            |            |            |            | 0.889            | 0.571 |            |             |
| 03-Jul-20  | Friday    | 1.317      |            |            |            |            | 1.317            | 0.568 |            |             |
| 04-Jul-20  | Saturday  | 0.762      |            |            |            |            | 0.762            | 0.552 |            |             |
| 05-Jul-20  | Sunday    | 0.876      |            |            |            |            | 0.876            | 0.566 |            |             |
| 06-Jul-20  | Monday    | 0.390      |            |            |            |            | 0.390            | 0.563 |            |             |
| 07-Jul-20  | Tuesday   | 0.784      |            |            |            |            | 0.784            | 0.564 |            | 0.175       |
| 08-Jul-20  | Wednesday | 0.826      |            |            |            |            | 0.826            | 0.563 |            | 0.373       |
| 09-Jul-20  | Thursday  | 0.980      |            |            |            |            | 0.980            | 0.560 |            | 0.379       |
| 10-Jul-20  | Friday    | 1.224      |            |            |            |            | 1.224            | 0.563 |            | 0.247       |
| 11-Jul-20  | Saturday  | 1.093      |            |            |            |            | 1.093            | 0.548 |            |             |
| 12-Jul-20  | Sunday    | 1.280      |            |            |            |            | 1.280            | 0.576 |            |             |
| 13-Jul-20  | Monday    | 1.102      |            |            |            |            | 1.102            | 0.528 |            |             |
| 14-Jul-20  | Tuesday   | 0.946      |            |            |            |            | 0.946            | 0.503 |            |             |
| 15-Jul-20  | Wednesday | 1.158      |            |            |            |            | 1.158            | 0.502 |            |             |
| 16-Jul-20  | Thursday  | 0.876      |            |            |            |            | 0.876            | 0.527 | 0.184      |             |
| 17-Jul-20  | Friday    | 1.081      |            |            |            |            | 1.081            | 0.587 |            | 0.377       |
| 18-Jul-20  | Saturday  | 1.265      |            |            |            |            | 1.265            | 0.547 |            | 0.377       |
| 19-Jul-20  | Sunday    | 1.413      |            |            |            |            | 1.413            | 0.561 |            | 0.377       |
| 20-Jul-20  | Monday    | 1.273      |            |            |            |            | 1.273            | 0.524 |            |             |
| 21-Jul-20  | Tuesday   | 1.052      |            |            |            |            | 1.052            | 0.541 |            |             |
| 22-Jul-20  | Wednesday | 1.567      |            |            |            |            | 1.567            | 0.525 |            |             |
| 23-Jul-20  | Thursday  | 1.316      |            |            |            |            | 1.316            | 0.536 |            |             |
| 24-Jul-20  | Friday    | 1.314      |            |            |            |            | 1.314            | 0.592 |            | 0.144       |
| 25-Jul-20  | Saturday  | 1.243      |            |            |            |            | 1.243            | 0.535 |            | 0.366       |
| 26-Jul-20  | Sunday    | 1.345      |            |            |            |            | 1.345            | 0.566 |            | 0.366       |
| 27-Jul-20  | Monday    | 1.251      |            |            |            |            | 1.251            | 0.581 |            | 0.363       |
| 28-Jul-20  | Tuesday   | 1.119      |            |            |            |            | 1.119            | 0.538 |            | 0.362       |
| 29-Jul-20  | Wednesday | 1.236      |            |            |            |            | 1.236            | 0.524 |            | 0.363       |
| 30-Jul-20  | Thursday  | 1.240      |            |            |            |            | 1.240            | 0.544 |            | 0.360       |
| 31-Jul-20  | Friday    | 1.345      |            |            |            |            | 1.345            | 0.592 |            | 0.355       |
| 01-Aug-20  | Saturday  | 1.235      |            |            |            |            | 1.235            | 0.503 |            | 0.366       |
| 02-Aug-20  | Sunday    | 1.251      |            |            |            |            | 1.251            | 0.552 |            | 0.362       |
| 03-Aug-20  | Monday    | 1.050      |            |            |            |            | 1.050            | 0.518 |            | 0.368       |
| 04-Aug-20  | Tuesday   | 0.688      |            |            |            |            | 0.688            | 0.627 |            | 0.368       |
| 05-Aug-20  | Wednesday | 0.661      |            |            |            |            | 0.661            | 0.527 |            | 0.184       |
| 06-Aug-20  | Thursday  | 0.725      |            |            |            |            | 0.725            | 0.610 |            |             |
| 07-Aug-20  | Friday    | 1.076      |            |            |            |            | 1.076            | 0.533 |            |             |
| 08-Aug-20  | Saturday  | 1.009      |            |            |            |            | 1.009            | 0.524 |            |             |
| 09-Aug-20  | Sunday    | 1.018      |            |            |            |            | 1.018            | 0.516 |            |             |
| 10-Aug-20  | Monday    | 0.957      |            |            |            |            | 0.957            | 0.563 |            |             |
| 11-Aug-20  | Tuesday   | 1.067      |            |            |            |            | 1.067            | 0.488 | 0.014      |             |
| 12-Aug-20  | Wednesday | 1.107      |            |            |            |            | 1.107            | 0.481 | 0.000      | 0.000       |
| 13-Aug-20  | Thursday  | 0.588      | 0.381      |            |            |            | 0.969            | 0.521 | 0.202      |             |
| 14-Aug-20  | Friday    |            | 0.335      |            |            |            | 0.335            | 0.542 | 0.345      |             |
| 15-Aug-20  | Saturday  | 1.045      |            |            |            |            | 1.045            | 0.543 | 0.333      |             |
| 16-Aug-20  | Sunday    | 0.783      |            |            |            |            | 0.783            | 0.516 | 0.331      |             |
| 17-Aug-20  | Monday    | 0.763      |            |            |            |            | 0.763            | 0.555 | 0.333      |             |
| 18-Aug-20  | Tuesday   | 1.079      |            |            |            |            | 1.079            | 0.424 | 0.190      |             |
| 19-Aug-20  | Wednesday | 1.045      |            |            |            |            | 1.045            | 0.436 | 0.000      |             |
| 20-Aug-20  | Thursday  | 0.705      |            |            |            |            | 0.705            | 0.453 | 0.209      |             |
| 21-Aug-20  | Friday    | 0.281      |            |            |            |            | 0.281            | 0.430 | 0.335      |             |
| 22-Aug-20  | Saturday  | 0.075      |            |            |            |            | 0.075            | 0.469 | 0.333      |             |
| 23-Aug-20  | Sunday    | 0.570      |            |            |            |            | 0.570            | 0.508 | 0.336      |             |
| 24-Aug-20  | Monday    | 0.459      |            |            |            |            | 0.459            | 0.505 | 0.177      |             |
| 25-Aug-20  | Tuesday   | 0.657      |            |            |            |            | 0.657            | 0.420 |            |             |
| 26-Aug-20  | Wednesday | 0.680      |            |            |            |            | 0.680            | 0.422 |            |             |
| 27-Aug-20  | Thursday  | 0.562      |            |            |            |            | 0.562            | 0.580 |            |             |
| 28-Aug-20  | Friday    | 0.575      |            |            |            |            | 0.575            | 0.564 |            |             |
| 29-Aug-20  | Saturday  | 0.264      |            |            |            |            | 0.264            | 0.471 |            |             |
| 30-Aug-20  | Sunday    | 0.530      |            |            |            |            | 0.530            | 0.429 |            |             |
| 31-Aug-20  | Monday    | 0.500      |            |            |            |            | 0.500            | 0.422 |            |             |
| 01-Sep-20  | Tuesday   | 0.056      |            |            |            |            | 0.056            | 0.405 |            |             |
| 02-Sep-20  | Wednesday | 0.419      |            |            |            |            | 0.419            | 0.457 |            |             |
| 03-Sep-20  | Thursday  | 0.968      |            |            |            |            | 0.968            | 0.442 |            |             |
| 04-Sep-20  | Friday    | 0.983      |            |            |            |            | 0.983            | 0.486 |            |             |
| 05-Sep-20  | Saturday  | 0.985      |            |            |            |            | 0.985            | 0.506 |            |             |
| 06-Sep-20  | Sunday    | 0.528      |            |            |            |            | 0.528            | 0.507 |            |             |
| 07-Sep-20  | Monday    | 0.457      |            |            |            |            | 0.457            | 0.451 |            |             |
| 08-Sep-20  | Tuesday   | 0.368      |            |            |            |            | 0.368            | 0.430 |            |             |
| 09-Sep-20  | Wednesday | 0.432      |            |            |            |            | 0.432            | 0.439 |            |             |
| 10-Sep-20  | Thursday  | 0.493      |            |            |            |            | 0.493            | 0.428 | 0.045      |             |
| 11-Sep-20  | Friday    | 0.417      |            |            |            |            | 0.417            | 0.451 | 0.178      |             |
| 12-Sep-20  | Saturday  | 0.528      |            |            |            |            | 0.528            | 0.505 | 0.328      |             |
| 13-Sep-20  | Sunday    | 0.397      |            |            |            |            | 0.397            | 0.509 | 0.327      |             |
| 14-Sep-20  | Monday    | 0.487      |            |            |            |            | 0.487            | 0.523 | 0.347      |             |
| 15-Sep-20  | Tuesday   | 0.701      |            |            |            |            | 0.701            | 0.508 | 0.380      |             |
| 16-Sep-20  | Wednesday | 0.830      |            |            |            |            | 0.830            | 0.479 | 0.333      |             |
| 17-Sep-20  | Thursday  | 0.584      |            |            |            |            | 0.584            | 0.528 | 0.218      |             |
| 18-Sep-20  | Friday    | 0.695      |            |            |            |            | 0.695            | 0.429 | 0.218      | Fill Pond 1 |
| 19-Sep-20  | Saturday  | 0.374      |            |            |            |            | 0.374            | 0.408 | 0.000      | Fill Pond 1 |
| 20-Sep-20  | Sunday    | 0.088      |            |            |            |            | 0.088            | 0.393 | 0.000      | Fill Pond 1 |
| 21-Sep-20  | Monday    | 0.000      |            |            |            |            | 0.000            | 0.556 | 0.000      | Fill Pond 1 |
| 22-Sep-20  | Tuesday   | 0.189      |            |            |            |            | 0.189            | 0.379 | 0.000      | Fill Pond 1 |
| 23-Sep-20  | Wednesday | 0.725      |            |            |            |            | 0.725            | 0.437 | 0.000      | Fill Pond 1 |
| 24-Sep-20  | Thursday  | 0.729      |            |            |            |            | 0.729            | 0.459 | 0.223      |             |
| 25-Sep-20  | Friday    | 0.387      |            |            |            |            | 0.387            | 0.426 | 0.254      |             |
| 26-Sep-20  | Saturday  | 0.000      |            |            |            |            | 0.000            | 0.406 | 0.000      |             |
| 27-Sep-20  | Sunday    | 0.000      |            |            |            |            | 0.000            | 0.407 | 0.344      |             |
| 28-Sep-20  | Monday    | 0.290      |            |            |            |            | 0.290            | 0.434 | 0.150      |             |
| 29-Sep-20  | Tuesday   | 0.200      |            |            |            |            | 0.200            | 0.392 | 0.000      |             |
| 30-Sep-20  | Wednesday | 0.000      |            |            |            |            | 0.000            | 0.401 | 0.149      |             |
| 01-Oct-20  | Thursday  | 0.000      |            |            |            |            | 0.000            | 0.406 | 0.328      |             |
| 02-Oct-20  | Friday    | 0.170      |            |            |            |            | 0.170            | 0.401 | 0.328      |             |
| 03-Oct-20  | Saturday  | 0.000      |            |            |            |            | 0.000            | 0.377 | 0.320      |             |
| 04-Oct-20  | Sunday    | 0.250      |            |            |            |            | 0.250            | 0.364 | 0.329      |             |
| 05-Oct-20  | Monday    | 0.173      |            |            |            |            |                  |       |            |             |

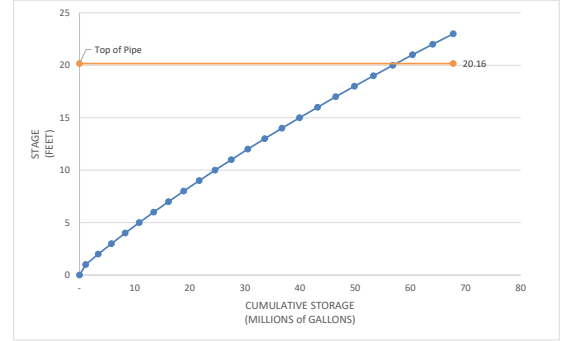
Manual Stage Entry

|             |               |            |
|-------------|---------------|------------|
| Stage       | 13.61         | feet       |
| Vol. Stored | 4,744,900.27  | cubic feet |
|             | 35,494,321.35 | gallons    |

|                    |               |            |             |
|--------------------|---------------|------------|-------------|
| Max. Storage Elev. | 6177.16       | feet       | Top of Pipe |
| Vol. Remaining     | 4,312,198.45  | cubic feet |             |
|                    | 32,257,486.76 | gallons    |             |

POND 3 STAGE-STORAGE SUMMARY

| STAGE (FEET) | ELEVATION | INCREMENTAL STORAGE (CUBIC FEET) | CUMULATIVE STORAGE (CUBIC FEET) | CUMULATIVE STORAGE (GALLONS) | SURFACE AREA (SQARE FEET) |
|--------------|-----------|----------------------------------|---------------------------------|------------------------------|---------------------------|
| 0            | 6157'     | -                                | -                               | -                            | 36,686                    |
| 1            | 6158'     | 150,000                          | 150,000                         | 1,122,078                    | 297,010                   |
| 2            | 6159'     | 305,484                          | 455,484                         | 3,407,256                    | 296,858                   |
| 3            | 6160'     | 319,908                          | 775,392                         | 5,800,337                    | 314,109                   |
| 4            | 6161'     | 331,145                          | 1,106,537                       | 8,277,476                    | 325,707                   |
| 5            | 6162'     | 341,553                          | 1,448,091                       | 10,832,473                   | 336,583                   |
| 6            | 6163'     | 350,963                          | 1,799,053                       | 13,457,855                   | 346,524                   |
| 7            | 6164'     | 359,583                          | 2,158,637                       | 16,147,725                   | 355,401                   |
| 8            | 6165'     | 367,909                          | 2,526,546                       | 18,899,875                   | 363,765                   |
| 9            | 6166'     | 376,199                          | 2,902,745                       | 21,714,039                   | 380,345                   |
| 10           | 6167'     | 384,452                          | 3,287,197                       | 24,589,942                   | 388,559                   |
| 11           | 6168'     | 392,679                          | 3,679,876                       | 27,527,385                   | 396,799                   |
| 12           | 6169'     | 400,950                          | 4,080,826                       | 30,526,703                   | 405,102                   |
| 13           | 6170'     | 409,286                          | 4,490,112                       | 33,588,374                   | 413,470                   |
| 14           | 6171'     | 417,685                          | 4,907,798                       | 36,712,878                   | 421,901                   |
| 15           | 6172'     | 426,149                          | 5,333,947                       | 39,900,694                   | 430,397                   |
| 16           | 6173'     | 434,678                          | 5,768,625                       | 43,152,312                   | 438,959                   |
| 17           | 6174'     | 443,279                          | 6,211,904                       | 46,468,273                   | 447,600                   |
| 18           | 6175'     | 451,962                          | 6,663,866                       | 49,849,185                   | 456,325                   |
| 19           | 6176'     | 460,730                          | 7,124,596                       | 53,295,885                   | 465,135                   |
| 20           | 6177'     | 469,585                          | 7,594,181                       | 56,808,425                   | 474,035                   |
| 21           | 6178'     | 478,542                          | 8,072,723                       | 60,388,169                   | 483,050                   |
| 22           | 6179'     | 487,608                          | 8,560,331                       | 64,035,727                   | 492,165                   |
| 23           | 6180'     | 496,768                          | 9,057,099                       | 67,751,808                   | 501,370                   |





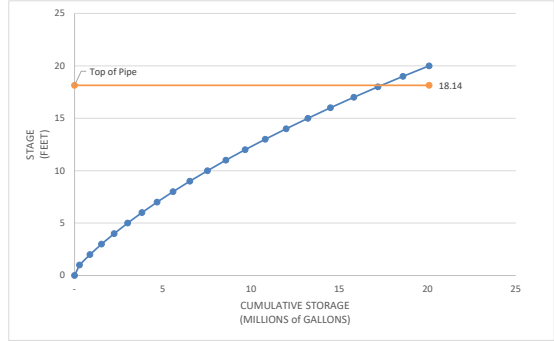
Manual Stage Entry

|             |               |            |
|-------------|---------------|------------|
| Stage       | 18.14         | feet       |
| Vol. Stored | 2,325,003.94  | cubic feet |
|             | 17,392,238.49 | gallons    |

|                    |              |            |             |
|--------------------|--------------|------------|-------------|
| Max. Storage Elev. | 6187.14      | feet       | Top of Pipe |
| Vol. Remaining     | 360,484.72   | cubic feet |             |
|                    | 2,696,613.15 | gallons    |             |

POND 2 STAGE-STORAGE SUMMARY

| STAGE (FEET) | ELEVATION | INCREMENTAL STORAGE (CUBIC FEET) | CUMULATIVE STORAGE (CUBIC FEET) | CUMULATIVE STORAGE (GALLONS) | SURFACE AREA (SQ. FEET) |
|--------------|-----------|----------------------------------|---------------------------------|------------------------------|-------------------------|
| 0            | 6169'     | -                                | -                               | -                            | 4,891                   |
| 1            | 6170'     | 37,615                           | 37,615                          | 281,379                      | 73,806                  |
| 2            | 6171'     | 79,126                           | 116,741                         | 873,283                      | 84,446                  |
| 3            | 6172'     | 88,240                           | 204,981                         | 1,533,362                    | 92,033                  |
| 4            | 6173'     | 95,395                           | 300,376                         | 2,246,969                    | 98,758                  |
| 5            | 6174'     | 101,960                          | 402,336                         | 3,009,683                    | 105,163                 |
| 6            | 6175'     | 108,349                          | 510,685                         | 3,820,190                    | 111,535                 |
| 7            | 6176'     | 114,705                          | 625,390                         | 4,678,242                    | 117,874                 |
| 8            | 6177'     | 121,128                          | 746,518                         | 5,584,344                    | 124,382                 |
| 9            | 6178'     | 127,411                          | 873,929                         | 6,537,445                    | 130,440                 |
| 10           | 6179'     | 133,481                          | 1,007,410                       | 7,535,953                    | 136,522                 |
| 11           | 6180'     | 139,600                          | 1,147,010                       | 8,580,232                    | 142,678                 |
| 12           | 6181'     | 145,792                          | 1,292,802                       | 9,670,832                    | 148,906                 |
| 13           | 6182'     | 152,048                          | 1,444,850                       | 10,808,227                   | 155,189                 |
| 14           | 6183'     | 158,307                          | 1,603,157                       | 11,992,446                   | 161,425                 |
| 15           | 6184'     | 164,525                          | 1,767,682                       | 13,223,178                   | 167,625                 |
| 16           | 6185'     | 170,710                          | 1,938,392                       | 14,500,180                   | 173,796                 |
| 17           | 6186'     | 176,893                          | 2,115,285                       | 15,823,431                   | 179,990                 |
| 18           | 6187'     | 183,135                          | 2,298,419                       | 17,193,373                   | 186,280                 |
| 19           | 6188'     | 189,889                          | 2,488,308                       | 18,613,841                   | 193,498                 |
| 20           | 6189'     | 197,180                          | 2,685,489                       | 20,088,852                   | 200,862                 |



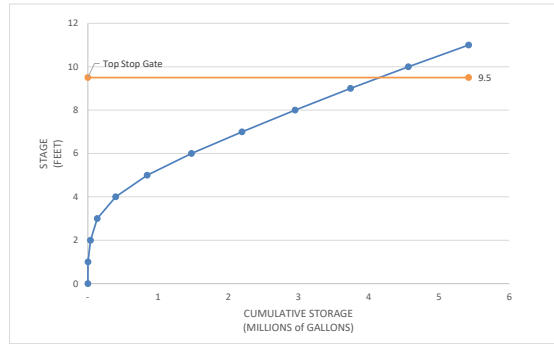
Manual Stage Entry

|             |              |            |
|-------------|--------------|------------|
| Stage       | 9.55         | feet       |
| Vol. Stored | 560,475.50   | cubic feet |
|             | 4,192,648.21 | gallons    |

|                    |              |            |               |
|--------------------|--------------|------------|---------------|
| Max. Storage Elev. | 6178.50      | feet       | Top Stop Gate |
| Vol. Remaining     | 164,208.90   | cubic feet |               |
|                    | 1,228,367.93 | gallons    |               |

POND 1 STAGE-STORAGE SUMMARY

| STAGE (FEET) | ELEVATION | INCREMENTAL STORAGE (CUBIC FEET) | CUMULATIVE STORAGE (CUBIC FEET) | CUMULATIVE STORAGE (GALLONS) | SURFACE AREA (SQ. FEET) |
|--------------|-----------|----------------------------------|---------------------------------|------------------------------|-------------------------|
| 0            | 6169'     | -                                | -                               | -                            | 66                      |
| 1            | 6170'     | 262                              | 262                             | 1,960                        | 1,375                   |
| 2            | 6171'     | 4,698                            | 4,960                           | 37,104                       | 9,019                   |
| 3            | 6172'     | 13,000                           | 17,960                          | 134,351                      | 23,986                  |
| 4            | 6173'     | 35,000                           | 52,960                          | 396,169                      | 48,138                  |
| 5            | 6174'     | 60,000                           | 112,960                         | 845,000                      | 77,202                  |
| 6            | 6175'     | 84,327                           | 197,287                         | 1,475,808                    | 92,985                  |
| 7            | 6176'     | 96,079                           | 293,366                         | 2,194,527                    | 99,172                  |
| 8            | 6177'     | 101,180                          | 394,545                         | 2,951,403                    | 103,187                 |
| 9            | 6178'     | 105,433                          | 499,978                         | 3,740,097                    | 107,679                 |
| 10           | 6179'     | 109,995                          | 609,973                         | 4,562,917                    | 112,311                 |
| 11           | 6180'     | 114,711                          | 724,684                         | 5,421,016                    | 117,111                 |



**Spanish Peaks Effluent Pond Volume Per Foot of Depth**

Note: Based on Record Drawings and Auto Cad water surface areas at elevations shown

| Pond Depth feet | Water Elevation feet | Volume Gallons |
|-----------------|----------------------|----------------|
| 25              | 7280                 | 13,637,368     |
| 24.8            | 7279.9               | 13,548,463     |
| 24.8            | 7279.8               | 11,469,528     |
| 24.7            | 7279.7               | 13,390,614     |
| 24.6            | 7279.6               | 13,311,300     |
| 24.5            | 7279.5               | 13,232,766     |
| 24.4            | 7279.4               | 13,153,872     |
| 24.3            | 7279.3               | 13,074,688     |
| 24.2            | 7279.2               | 12,996,044     |
| 24.1            | 7279.1               | 12,917,130     |
| 24              | 7279                 | 12,838,416     |
| 23.9            |                      | 12,761,544     |
| 23.8            |                      | 12,684,675     |
| 23.7            |                      | 12,608,206     |
| 23.6            |                      | 12,531,537     |
| 23.5            |                      | 12,454,868     |
| 23.4            |                      | 12,378,399     |
| 23.3            |                      | 12,301,530     |
| 23.2            |                      | 12,224,861     |
| 23.1            |                      | 12,148,192     |
| 23              | 7278                 | 12,071,523     |
| 22.9            |                      | 11,997,053     |
| 22.8            |                      | 11,922,584     |
| 22.7            |                      | 11,848,113     |
| 22.6            |                      | 11,773,768     |
| 22.5            |                      | 11,699,363     |
| 22.4            |                      | 11,624,938     |
| 22.3            |                      | 11,550,523     |
| 22.2            |                      | 11,476,108     |
| 22.1            |                      | 11,401,693     |
| 22              | 7277                 | 11,327,278     |
| 21.9            |                      | 11,252,893     |
| 21.8            |                      | 11,178,508     |
| 21.7            |                      | 11,104,123     |
| 21.6            |                      | 11,029,738     |
| 21.5            |                      | 10,955,353     |
| 21.4            |                      | 10,880,968     |
| 21.3            |                      | 10,806,583     |
| 21.2            |                      | 10,732,198     |
| 21.1            |                      | 10,657,813     |
| 21              | 7276                 | 10,583,428     |
| 20.9            |                      | 10,509,043     |
| 20.8            |                      | 10,434,658     |
| 20.7            |                      | 10,360,273     |
| 20.6            |                      | 10,285,888     |
| 20.5            |                      | 10,211,503     |
| 20.4            |                      | 10,137,118     |
| 20.3            |                      | 10,062,733     |
| 20.2            |                      | 9,988,348      |
| 20.1            |                      | 9,913,963      |
| 20              | 7275                 | 9,839,578      |
| 19.9            |                      | 9,765,193      |
| 19.8            |                      | 9,690,808      |
| 19.7            |                      | 9,616,423      |
| 19.6            |                      | 9,542,038      |
| 19.5            |                      | 9,467,653      |
| 19.4            |                      | 9,393,268      |
| 19.3            |                      | 9,318,883      |
| 19.2            |                      | 9,244,498      |
| 19.1            |                      | 9,170,113      |
| 19              | 7274                 | 9,095,728      |
| 18.9            |                      | 9,021,343      |
| 18.8            |                      | 8,946,958      |
| 18.7            |                      | 8,872,573      |
| 18.6            |                      | 8,798,188      |
| 18.5            |                      | 8,723,803      |
| 18.4            |                      | 8,649,418      |
| 18.3            |                      | 8,575,033      |
| 18.2            |                      | 8,500,648      |
| 18.1            |                      | 8,426,263      |
| 18              | 7273                 | 8,351,878      |
| 17.9            |                      | 8,277,493      |
| 17.8            |                      | 8,203,108      |
| 17.7            |                      | 8,128,723      |
| 17.6            |                      | 8,054,338      |
| 17.5            |                      | 7,979,953      |
| 17.4            |                      | 7,905,568      |
| 17.3            |                      | 7,831,183      |
| 17.2            |                      | 7,756,798      |
| 17.1            |                      | 7,682,413      |
| 17              | 7272                 | 7,608,028      |
| 16.9            |                      | 7,533,643      |
| 16.8            |                      | 7,459,258      |
| 16.7            |                      | 7,384,873      |
| 16.6            |                      | 7,310,488      |
| 16.5            |                      | 7,236,103      |
| 16.4            |                      | 7,161,718      |
| 16.3            |                      | 7,087,333      |
| 16.2            |                      | 7,012,948      |
| 16.1            |                      | 6,938,563      |
| 16              | 7271                 | 6,864,178      |
| 15.9            | 7270                 | 6,789,793      |
| 15.8            | 7269                 | 6,715,408      |
| 15.7            |                      | 6,641,023      |
| 15.6            |                      | 6,566,638      |
| 15.5            |                      | 6,492,253      |
| 15.4            |                      | 6,417,868      |
| 15.3            |                      | 6,343,483      |
| 15.2            |                      | 6,269,098      |
| 15.1            |                      | 6,194,713      |
| 15              | 7268                 | 6,120,328      |
| 14.9            | 7267                 | 6,045,943      |
| 14.8            |                      | 5,971,558      |
| 14.7            |                      | 5,897,173      |
| 14.6            |                      | 5,822,788      |
| 14.5            |                      | 5,748,403      |
| 14.4            |                      | 5,674,018      |
| 14.3            |                      | 5,599,633      |
| 14.2            |                      | 5,525,248      |
| 14.1            |                      | 5,450,863      |
| 14              | 7265                 | 5,376,478      |
| 13.9            |                      | 5,302,093      |
| 13.8            |                      | 5,227,708      |
| 13.7            |                      | 5,153,323      |
| 13.6            |                      | 5,078,938      |
| 13.5            |                      | 5,004,553      |
| 13.4            |                      | 4,930,168      |
| 13.3            |                      | 4,855,783      |
| 13.2            |                      | 4,781,398      |
| 13.1            |                      | 4,707,013      |
| 13              | 7262                 | 4,632,628      |
| 12.9            |                      | 4,558,243      |
| 12.8            |                      | 4,483,858      |
| 12.7            |                      | 4,409,473      |
| 12.6            |                      | 4,335,088      |
| 12.5            |                      | 4,260,703      |
| 12.4            |                      | 4,186,318      |
| 12.3            |                      | 4,111,933      |
| 12.2            |                      | 4,037,548      |
| 12.1            |                      | 3,963,163      |
| 12              | 7259                 | 3,888,778      |
| 11.9            |                      | 3,814,393      |
| 11.8            |                      | 3,739,008      |
| 11.7            |                      | 3,664,623      |
| 11.6            |                      | 3,590,238      |
| 11.5            |                      | 3,515,853      |
| 11.4            |                      | 3,441,468      |
| 11.3            |                      | 3,367,083      |
| 11.2            |                      | 3,292,698      |
| 11.1            |                      | 3,218,313      |
| 11              | 7256                 | 3,143,928      |
| 10.9            |                      | 3,069,543      |
| 10.8            |                      | 2,995,158      |
| 10.7            |                      | 2,920,773      |
| 10.6            |                      | 2,846,388      |
| 10.5            |                      | 2,771,003      |
| 10.4            |                      | 2,696,618      |
| 10.3            |                      | 2,622,233      |
| 10.2            |                      | 2,547,848      |
| 10.1            |                      | 2,473,463      |
| 10              | 7253                 | 2,399,078      |
| 9.9             |                      | 2,324,693      |
| 9.8             |                      | 2,250,308      |
| 9.7             |                      | 2,175,923      |
| 9.6             |                      | 2,101,538      |
| 9.5             |                      | 2,027,153      |
| 9.4             |                      | 1,952,768      |
| 9.3             |                      | 1,878,383      |
| 9.2             |                      | 1,803,998      |
| 9.1             |                      | 1,729,613      |
| 9               | 7250                 | 1,655,228      |
| 8.9             |                      | 1,580,843      |
| 8.8             |                      | 1,506,458      |
| 8.7             |                      | 1,432,073      |
| 8.6             |                      | 1,357,688      |
| 8.5             |                      | 1,283,303      |
| 8.4             |                      | 1,208,918      |
| 8.3             |                      | 1,134,533      |
| 8.2             |                      | 1,060,148      |
| 8.1             |                      | 985,763        |
| 8               | 7247                 | 911,378        |
| 7.9             |                      | 836,993        |
| 7.8             |                      | 762,608        |
| 7.7             |                      | 688,223        |
| 7.6             |                      | 613,838        |
| 7.5             |                      | 539,453        |
| 7.4             |                      | 465,068        |
| 7.3             |                      | 390,683        |
| 7.2             |                      | 316,298        |
| 7.1             |                      | 241,913        |
| 7               | 7244                 | 167,528        |
| 6.9             |                      | 93,143         |
| 6.8             |                      | 18,758         |
| 6.7             |                      | 0              |
| 6.6             |                      | 0              |
| 6.5             |                      | 0              |
| 6.4             |                      | 0              |
| 6.3             |                      | 0              |
| 6.2             |                      | 0              |
| 6.1             |                      | 0              |
| 6               | 7241                 | 0              |
| 5.9             |                      | 0              |
| 5.8             |                      | 0              |
| 5.7             |                      | 0              |
| 5.6             |                      | 0              |
| 5.5             |                      | 0              |
| 5.4             |                      | 0              |
| 5.3             |                      | 0              |
| 5.2             |                      | 0              |
| 5.1             |                      | 0              |
| 5               | 7238                 | 0              |
| 4.9             |                      | 0              |
| 4.8             |                      | 0              |
| 4.7             |                      | 0              |
| 4.6             |                      | 0              |
| 4.5             |                      | 0              |
| 4.4             |                      | 0              |
| 4.3             |                      | 0              |
| 4.2             |                      | 0              |
| 4.1             |                      | 0              |
| 4               | 7235                 | 0              |
| 3.9             |                      | 0              |
| 3.8             |                      | 0              |
| 3.7             |                      | 0              |
| 3.6             |                      | 0              |
| 3.5             |                      | 0              |
| 3.4             |                      | 0              |
| 3.3             |                      | 0              |
| 3.2             |                      | 0              |
| 3.1             |                      | 0              |
| 3               | 7232                 | 0              |
| 2.9             |                      | 0              |
| 2.8             |                      | 0              |
| 2.7             |                      | 0              |
| 2.6             |                      | 0              |
| 2.5             |                      | 0              |
| 2.4             |                      | 0              |
| 2.3             |                      | 0              |
| 2.2             |                      | 0              |
| 2.1             |                      | 0              |
| 2               | 7229                 | 0              |
| 1.9             |                      | 0              |
| 1.8             |                      | 0              |
| 1.7             |                      | 0              |
| 1.6             |                      | 0              |
| 1.5             |                      | 0              |
| 1.4             |                      | 0              |
| 1.3             |                      | 0              |
| 1.2             |                      | 0              |
| 1.1             |                      | 0              |
| 1               | 7226                 | 0              |
| 0.9             |                      | 0              |
| 0.8             |                      | 0              |
| 0.7             |                      | 0              |
| 0.6             |                      | 0              |
| 0.5             |                      | 0              |
| 0.4             |                      | 0              |
| 0.3             |                      | 0              |
| 0.2             |                      | 0              |
| 0.1             |                      | 0              |
| 0               | 7223                 | 0              |



| POND 1          |                    |                        | POND 2          |                    |                        |
|-----------------|--------------------|------------------------|-----------------|--------------------|------------------------|
| Water Elevation | Water Depth (feet) | Pond Storage (gallons) | Water Elevation | Water Depth (feet) | Pond Storage (gallons) |
| 6154.1          | 0.1                | 2031326                | 6154.1          | 0.1                | 181464                 |
| 6154.2          | 0.2                | 2031489                | 6154.2          | 0.2                | 181592                 |
| 6154.3          | 0.3                | 2031652                | 6154.3          | 0.3                | 181720                 |
| 6154.4          | 0.4                | 2031815                | 6154.4          | 0.4                | 181848                 |
| 6154.5          | 0.5                | 2031978                | 6154.5          | 0.5                | 181976                 |
| 6154.6          | 0.6                | 2032141                | 6154.6          | 0.6                | 182104                 |
| 6154.7          | 0.7                | 2032304                | 6154.7          | 0.7                | 182232                 |
| 6154.8          | 0.8                | 2032467                | 6154.8          | 0.8                | 182360                 |
| 6154.9          | 0.9                | 2032630                | 6154.9          | 0.9                | 182488                 |
| 6155.0          | 1.0                | 2032793                | 6155.0          | 1.0                | 182616                 |
| 6155.1          | 1.1                | 2032956                | 6155.1          | 1.1                | 182744                 |
| 6155.2          | 1.2                | 2033119                | 6155.2          | 1.2                | 182872                 |
| 6155.3          | 1.3                | 2033282                | 6155.3          | 1.3                | 183000                 |
| 6155.4          | 1.4                | 2033445                | 6155.4          | 1.4                | 183128                 |
| 6155.5          | 1.5                | 2033608                | 6155.5          | 1.5                | 183256                 |
| 6155.6          | 1.6                | 2033771                | 6155.6          | 1.6                | 183384                 |
| 6155.7          | 1.7                | 2033934                | 6155.7          | 1.7                | 183512                 |
| 6155.8          | 1.8                | 2034097                | 6155.8          | 1.8                | 183640                 |
| 6155.9          | 1.9                | 2034260                | 6155.9          | 1.9                | 183768                 |
| 6156.0          | 2.0                | 2034423                | 6156.0          | 2.0                | 183896                 |
| 6156.1          | 2.1                | 2034586                | 6156.1          | 2.1                | 184024                 |
| 6156.2          | 2.2                | 2034749                | 6156.2          | 2.2                | 184152                 |
| 6156.3          | 2.3                | 2034912                | 6156.3          | 2.3                | 184280                 |
| 6156.4          | 2.4                | 2035075                | 6156.4          | 2.4                | 184408                 |
| 6156.5          | 2.5                | 2035238                | 6156.5          | 2.5                | 184536                 |
| 6156.6          | 2.6                | 2035401                | 6156.6          | 2.6                | 184664                 |
| 6156.7          | 2.7                | 2035564                | 6156.7          | 2.7                | 184792                 |
| 6156.8          | 2.8                | 2035727                | 6156.8          | 2.8                | 184920                 |
| 6156.9          | 2.9                | 2035890                | 6156.9          | 2.9                | 185048                 |
| 6157.0          | 3.0                | 2036053                | 6157.0          | 3.0                | 185176                 |
| 6157.1          | 3.1                | 2036216                | 6157.1          | 3.1                | 185304                 |
| 6157.2          | 3.2                | 2036379                | 6157.2          | 3.2                | 185432                 |
| 6157.3          | 3.3                | 2036542                | 6157.3          | 3.3                | 185560                 |
| 6157.4          | 3.4                | 2036705                | 6157.4          | 3.4                | 185688                 |
| 6157.5          | 3.5                | 2036868                | 6157.5          | 3.5                | 185816                 |
| 6157.6          | 3.6                | 2037031                | 6157.6          | 3.6                | 185944                 |
| 6157.7          | 3.7                | 2037194                | 6157.7          | 3.7                | 186072                 |
| 6157.8          | 3.8                | 2037357                | 6157.8          | 3.8                | 186200                 |
| 6157.9          | 3.9                | 2037520                | 6157.9          | 3.9                | 186328                 |
| 6158.0          | 4.0                | 2037683                | 6158.0          | 4.0                | 186456                 |
| 6158.1          | 4.1                | 2037846                | 6158.1          | 4.1                | 186584                 |
| 6158.2          | 4.2                | 2038009                | 6158.2          | 4.2                | 186712                 |
| 6158.3          | 4.3                | 2038172                | 6158.3          | 4.3                | 186840                 |
| 6158.4          | 4.4                | 2038335                | 6158.4          | 4.4                | 186968                 |
| 6158.5          | 4.5                | 2038498                | 6158.5          | 4.5                | 187096                 |
| 6158.6          | 4.6                | 2038661                | 6158.6          | 4.6                | 187224                 |
| 6158.7          | 4.7                | 2038824                | 6158.7          | 4.7                | 187352                 |
| 6158.8          | 4.8                | 2038987                | 6158.8          | 4.8                | 187480                 |
| 6158.9          | 4.9                | 2039150                | 6158.9          | 4.9                | 187608                 |
| 6159.0          | 5.0                | 2039313                | 6159.0          | 5.0                | 187736                 |
| 6159.1          | 5.1                | 2039476                | 6159.1          | 5.1                | 187864                 |
| 6159.2          | 5.2                | 2039639                | 6159.2          | 5.2                | 187992                 |
| 6159.3          | 5.3                | 2039802                | 6159.3          | 5.3                | 188120                 |
| 6159.4          | 5.4                | 2039965                | 6159.4          | 5.4                | 188248                 |
| 6159.5          | 5.5                | 2040128                | 6159.5          | 5.5                | 188376                 |
| 6159.6          | 5.6                | 2040291                | 6159.6          | 5.6                | 188504                 |
| 6159.7          | 5.7                | 2040454                | 6159.7          | 5.7                | 188632                 |
| 6159.8          | 5.8                | 2040617                | 6159.8          | 5.8                | 188760                 |
| 6159.9          | 5.9                | 2040780                | 6159.9          | 5.9                | 188888                 |
| 6160.0          | 6.0                | 2040943                | 6160.0          | 6.0                | 189016                 |
| 6160.1          | 6.1                | 2041106                | 6160.1          | 6.1                | 189144                 |
| 6160.2          | 6.2                | 2041269                | 6160.2          | 6.2                | 189272                 |
| 6160.3          | 6.3                | 2041432                | 6160.3          | 6.3                | 189400                 |
| 6160.4          | 6.4                | 2041595                | 6160.4          | 6.4                | 189528                 |
| 6160.5          | 6.5                | 2041758                | 6160.5          | 6.5                | 189656                 |
| 6160.6          | 6.6                | 2041921                | 6160.6          | 6.6                | 189784                 |
| 6160.7          | 6.7                | 2042084                | 6160.7          | 6.7                | 189912                 |
| 6160.8          | 6.8                | 2042247                | 6160.8          | 6.8                | 190040                 |
| 6160.9          | 6.9                | 2042410                | 6160.9          | 6.9                | 190168                 |
| 6161.0          | 7.0                | 2042573                | 6161.0          | 7.0                | 190296                 |
| 6161.1          | 7.1                | 2042736                | 6161.1          | 7.1                | 190424                 |
| 6161.2          | 7.2                | 2042899                | 6161.2          | 7.2                | 190552                 |
| 6161.3          | 7.3                | 2043062                | 6161.3          | 7.3                | 190680                 |
| 6161.4          | 7.4                | 2043225                | 6161.4          | 7.4                | 190808                 |
| 6161.5          | 7.5                | 2043388                | 6161.5          | 7.5                | 190936                 |
| 6161.6          | 7.6                | 2043551                | 6161.6          | 7.6                | 191064                 |
| 6161.7          | 7.7                | 2043714                | 6161.7          | 7.7                | 191192                 |
| 6161.8          | 7.8                | 2043877                | 6161.8          | 7.8                | 191320                 |
| 6161.9          | 7.9                | 2044040                | 6161.9          | 7.9                | 191448                 |
| 6162.0          | 8.0                | 2044203                | 6162.0          | 8.0                | 191576                 |
| 6162.1          | 8.1                | 2044366                | 6162.1          | 8.1                | 191704                 |
| 6162.2          | 8.2                | 2044529                | 6162.2          | 8.2                | 191832                 |
| 6162.3          | 8.3                | 2044692                | 6162.3          | 8.3                | 191960                 |
| 6162.4          | 8.4                | 2044855                | 6162.4          | 8.4                | 192088                 |
| 6162.5          | 8.5                | 2045018                | 6162.5          | 8.5                | 192216                 |
| 6162.6          | 8.6                | 2045181                | 6162.6          | 8.6                | 192344                 |
| 6162.7          | 8.7                | 2045344                | 6162.7          | 8.7                | 192472                 |
| 6162.8          | 8.8                | 2045507                | 6162.8          | 8.8                | 192600                 |
| 6162.9          | 8.9                | 2045670                | 6162.9          | 8.9                | 192728                 |
| 6163.0          | 9.0                | 2045833                | 6163.0          | 9.0                | 192856                 |
| 6163.1          | 9.1                | 2045996                | 6163.1          | 9.1                | 192984                 |
| 6163.2          | 9.2                | 2046159                | 6163.2          | 9.2                | 193112                 |
| 6163.3          | 9.3                | 2046322                | 6163.3          | 9.3                | 193240                 |
| 6163.4          | 9.4                | 2046485                | 6163.4          | 9.4                | 193368                 |
| 6163.5          | 9.5                | 2046648                | 6163.5          | 9.5                | 193496                 |
| 6163.6          | 9.6                | 2046811                | 6163.6          | 9.6                | 193624                 |
| 6163.7          | 9.7                | 2046974                | 6163.7          | 9.7                | 193752                 |
| 6163.8          | 9.8                | 2047137                | 6163.8          | 9.8                | 193880                 |
| 6163.9          | 9.9                | 2047300                | 6163.9          | 9.9                | 194008                 |
| 6164.0          | 10.0               | 2047463                | 6164.0          | 10.0               | 194136                 |
| 6164.1          | 10.1               | 2047626                | 6164.1          | 10.1               | 194264                 |
| 6164.2          | 10.2               | 2047789                | 6164.2          | 10.2               | 194392                 |
| 6164.3          | 10.3               | 2047952                | 6164.3          | 10.3               | 194520                 |
| 6164.4          | 10.4               | 2048115                | 6164.4          | 10.4               | 194648                 |
| 6164.5          | 10.5               | 2048278                | 6164.5          | 10.5               | 194776                 |
| 6164.6          | 10.6               | 2048441                | 6164.6          | 10.6               | 194904                 |
| 6164.7          | 10.7               | 2048604                | 6164.7          | 10.7               | 195032                 |
| 6164.8          | 10.8               | 2048767                | 6164.8          | 10.8               | 195160                 |
| 6164.9          | 10.9               | 2048930                | 6164.9          | 10.9               | 195288                 |
| 6165.0          | 11.0               | 2049093                | 6165.0          | 11.0               | 195416                 |
| 6165.1          | 11.1               | 2049256                | 6165.1          | 11.1               | 195544                 |
| 6165.2          | 11.2               | 2049419                | 6165.2          | 11.2               | 195672                 |
| 6165.3          | 11.3               | 2049582                | 6165.3          | 11.3               | 195800                 |
| 6165.4          | 11.4               | 2049745                | 6165.4          | 11.4               | 195928                 |
| 6165.5          | 11.5               | 2049908                | 6165.5          | 11.5               | 196056                 |
| 6165.6          | 11.6               | 2050071                | 6165.6          | 11.6               | 196184                 |
| 6165.7          | 11.7               | 2050234                | 6165.7          | 11.7               | 196312                 |
| 6165.8          | 11.8               | 2050397                | 6165.8          | 11.8               | 196440                 |
| 6165.9          | 11.9               | 2050560                | 6165.9          | 11.9               | 196568                 |
| 6166.0          | 12.0               | 2050723                | 6166.0          | 12.0               | 196696                 |
| 6166.1          | 12.1               | 2050886                | 6166.1          | 12.1               | 196824                 |
| 6166.2          | 12.2               | 2051049                | 6166.2          | 12.2               | 196952                 |
| 6166.3          | 12.3               | 2051212                | 6166.3          | 12.3               | 197080                 |
| 6166.4          | 12.4               | 2051375                | 6166.4          | 12.4               | 197208                 |
| 6166.5          | 12.5               | 2051538                | 6166.5          | 12.5               | 197336                 |
| 6166.6          | 12.6               | 2051701                | 6166.6          | 12.6               | 197464                 |
| 6166.7          | 12.7               | 2051864                | 6166.7          | 12.7               | 197592                 |
| 6166.8          | 12.8               | 2052027                | 6166.8          | 12.8               | 197720                 |
| 6166.9          | 12.9               | 2052190                | 6166.9          | 12.9               | 197848                 |
| 6167.0          | 13.0               | 2052353                | 6167.0          | 13.0               | 197976                 |
| 6167.1          | 13.1               | 2052516                | 6167.1          | 13.1               | 198104                 |
| 6167.2          | 13.2               | 2052679                | 6167.2          | 13.2               | 198232                 |
| 6167.3          | 13.3               | 2052842                | 6167.3          | 13.3               | 198360                 |
| 6167.4          | 13.4               | 2053005                | 6167.4          | 13.4               | 198488                 |
| 6167.5          | 13.5               | 2053168                | 6167.5          | 13.5               | 198616                 |
| 6167.6          | 13.6               | 2053331                | 6167.6          | 13.6               | 198744                 |
| 6167.7          | 13.7               | 2053494                | 6167.7          | 13.7               | 198872                 |
| 6167.8          | 13.8               | 2053657                | 6167.8          | 13.8               | 199000                 |
| 6167.9          | 13.9               | 2053820                | 6167.9          | 13.9               | 199128                 |
| 6168.0          | 14.0               | 2053983                | 6168.0          | 14.0               | 199256                 |
| 6168.1          | 14.1               | 2054146                | 6168.1          | 14.1               | 199384                 |
| 6168.2          | 14.2               | 2054309                | 6168.2          | 14.2               | 199512                 |
| 6168.3          | 14.3               | 2054472                | 6168.3          | 14.3               | 199640                 |
| 6168.4          | 14.4               | 2054635                | 6168.4          | 14.4               | 199768                 |
| 6168.5          | 14.5               | 2054798                | 6168.5          | 14.5               | 199896                 |
| 6168.6          | 14.6               | 2054961                | 6168.6          | 14.6               | 200024                 |
| 6168.7          | 14.7               | 2055124                | 6168.7          | 14.7               | 200152                 |
| 6168.8          | 14.8               | 2055287                | 6168.8          | 14.8               | 200280                 |
| 6168.9          | 14.9               | 2055450                | 6168.9          | 14.9               | 200408                 |
| 6169.0          | 15.0               | 2055613                | 6169.0          | 15.0               | 200536                 |
| 6169.1          | 15.1               | 2055776                | 6169.1          | 15.1               | 200664                 |
| 6169.2          | 15.2               | 2055939                | 6169.2          | 15.2               | 200792                 |
| 6169.3          | 15.3               | 2056102                | 6169.3          | 15.3               | 200920                 |
| 6169.4          | 15.4               | 2056265                | 6169.4          | 15.4               | 201048                 |
| 6169.5          | 15.5               | 2056428                | 6169.5          | 15.5               | 201176                 |
| 6169.6          | 15.6               | 2056591                | 6169.6          | 15.6               | 201304                 |
| 6169.7          | 15.7               | 2056754                | 6169.7          | 15.7               | 201432                 |
| 6169.8          | 15.8               | 2056917                | 6169.8          | 15.8               | 201560                 |
| 6169.9          | 15.9               | 2057080                | 6169.9          | 15.9               | 201688                 |
| 6170.0          | 16.0               | 2057243                | 6170.0          | 16.0               | 201816                 |
| 6170.1          | 16.1               | 2057406                | 6170.1          | 16.1               | 201944                 |
| 6170.2          | 16.2               | 2057569                | 6170.2          | 16.2               | 202072                 |
| 6170.3          | 16.3               | 2057732                | 6170.3          | 16.3               | 202200                 |
| 6170.4          | 16.4               | 2057895                | 6170.4          | 16.4               | 202328                 |
| 6170.5          | 16.5               | 2058058                | 6170.5          | 16.5               | 202456                 |
| 6170.6          | 16.6               | 2058221                | 6170.6          | 16.6               | 202584                 |
| 6170.7          | 16.7               | 2058384                | 6170.7          | 16.7               | 202712                 |
| 6170.8          | 16.8               | 2058547                | 6170.8          | 16.8               | 202840                 |
| 6170.9          | 16.9               | 2058710                | 6170.9          | 16.9               | 202968                 |
| 6171.0          | 17.0               | 2058873                | 6171.0          | 17.0               | 203096                 |
| 6171.1          | 17.1               | 2059036                | 6171.1          | 17.1               | 203224                 |
| 6171.2          | 17.2               | 2059199                | 6171.2          | 17.2               | 203352                 |
| 6171.3          | 17.3               | 2059362                | 6171.3          | 17.3               | 203480                 |
| 6171.4          | 17.4               | 2059525                | 6171.4          | 17.4               | 203608                 |
| 6171.5          | 17.5               | 2059688                | 6171.5          | 17.5               | 203736                 |
| 6171.6          | 17.6               | 2059851                | 6171.6          | 17.6               | 203864                 |
| 6171.7          | 17.7               | 2060014                | 6171.7          | 17.7               | 203992                 |
| 6171.8          | 17.8               | 2060177                | 6171.8          | 17.8               | 204120                 |
| 6171.9          | 17.9               | 2060340                | 6171.9          | 17.9               | 204248                 |

|             |     | Flow (measured in thousand of gallons per day) |                      |                      |                      |                      |             |                                  |                           |                       | 5 & 10 Day Averages       |                |                    |
|-------------|-----|--|----------------------|----------------------|----------------------|----------------------|-------------|----------------------------------|---------------------------|-----------------------|---------------------------|----------------|--------------------|
| Date        | Day | Pump 1<br>North Loop                           | Pump 2<br>North Loop | Pump 3<br>South Loop | Pump 4<br>North Loop | Pump 5<br>North Loop | Fresh Water | Trigeneration<br>Total (Gpd/Day) | Telestream Chk<br>Gpd/Day | Target<br>(\$/Gallon) | Difference<br>(\$/Gallon) | 10-Day Average | 5 & 10 Day Average |
| 25-Apr-2016 | Wed |  |                      |                      | 1.0                  |                      |             | 6,000                            |                           |                       |                           | 10-Oct-2016    | 86,000             |
| 25-Apr-2016 | Thu |  |                      |                      |                      |                      |             | 6,000                            |                           |                       |                           | 10-Oct-2016    | 86,000             |
| 27-Apr-2016 | Wed |  |                      |                      |                      | 7.0                  |             | 7,000                            |                           |                       |                           | 05-Oct-2016    | 24,000             |
| 28-Apr-2016 | Thu |  |                      |                      |                      |                      |             | 0                                |                           |                       |                           | 05-Oct-2016    | 112,000            |
| 29-Apr-2016 | Fri |  | 10.0                 |                      | 4.0                  | 5.0                  |             | 21,000                           |                           |                       |                           | 05-Oct-2016    | 145,000            |
| 30-Apr-2016 | Sat |  | 2.0                  |                      |                      |                      |             | 2,000                            |                           |                       |                           | 05-Oct-2016    | 201,000            |
| 01-May-2016 | Sun |  | 150.0                |                      |                      |                      | 1.0         | 151,000                          |                           |                       |                           | 05-Oct-2016    | 216,000            |
| 02-May-2016 | Mon |  | 360.0                | 1.0                  |                      | 5.0                  |             | 365,000                          |                           |                       |                           | 05-Oct-2016    | 216,000            |
| 03-May-2016 | Tue |  | 150.0                |                      |                      |                      |             | 150,000                          |                           |                       |                           | 05-Oct-2016    | 216,000            |
| 04-May-2016 | Wed |  | 122.0                | 07.0                 | 200.0                | 2.0                  |             | 331,000                          |                           |                       |                           | 05-Oct-2016    | 216,000            |
| 05-May-2016 | Thu |  | 200.0                |                      | 27.0                 | 2.0                  |             | 230,000                          |                           |                       |                           | 05-Oct-2016    | 216,000            |
| 06-May-2016 | Fri |  | 300.0                |                      | 320.0                | 75.0                 | 1.0         | 797,000                          |                           |                       |                           | 05-Oct-2016    | 216,000            |
| 07-May-2016 | Sat |  | 311.0                |                      | 320.0                | 77.0                 | 0.0         | 729,000                          |                           |                       |                           | 05-Oct-2016    | 216,000            |
| 08-May-2016 | Sun |  | 214.0                |                      | 100.0                | 34.0                 | 1.0         | 307,000                          |                           |                       |                           | 05-Oct-2016    | 216,000            |
| 09-May-2016 | Mon |  | 0.0                  |                      | 0.0                  |                      |             | 0                                |                           |                       |                           | 05-Oct-2016    | 216,000            |
| 10-May-2016 | Tue |  | 0.0                  |                      | 0.0                  |                      |             | 0                                |                           |                       |                           | 05-Oct-2016    | 216,000            |
| 11-May-2016 | Wed |  | 0.0                  |                      | 0.0                  |                      |             | 0                                |                           |                       |                           | 05-Oct-2016    | 216,000            |
| 12-May-2016 | Thu |  | 0.0                  |                      | 0.0                  |                      |             | 0                                |                           |                       |                           | 05-Oct-2016    | 216,000            |
| 13-May-2016 | Fri |  | 204.0                |                      | 154.0                | 09.0                 | 0.0         | 367,000                          |                           |                       |                           | 05-Oct-2016    | 216,000            |
| 14-May-2016 | Sat |  | 207.0                |                      | 268.0                | 31.0                 | 1.0         | 497,000                          |                           |                       |                           | 05-Oct-2016    | 216,000            |
| 15-May-2016 | Sun |  | 164.0                |                      | 134.0                | 36.0                 | 1.0         | 335,000                          |                           |                       |                           | 05-Oct-2016    | 216,000            |
| 16-May-2016 | Mon |  | 0.0                  |                      | 0.0                  |                      |             | 0                                |                           |                       |                           | 05-Oct-2016    | 216,000            |
| 17-May-2016 | Tue |  | 0.0                  |                      | 0.0                  |                      |             | 0                                |                           |                       |                           | 05-Oct-2016    | 216,000            |
| 18-May-2016 | Wed |  | 1.0                  |                      | 65.0                 | 36.0                 | 0.0         | 66,000                           |                           |                       |                           | 05-Oct-2016    | 216,000            |
| 19-May-2016 | Thu |  | 41.0                 |                      | 165.0                | 05.0                 | 0.0         | 206,000                          |                           |                       |                           | 05-Oct-2016    | 216,000            |
| 20-May-2016 | Fri |  | 0.0                  |                      | 95.0                 | 61.0                 | 0.0         | 156,000                          |                           |                       |                           | 05-Oct-2016    | 216,000            |
| 21-May-2016 | Sat |  | 0.0                  |                      | 95.0                 | 72.0                 | 0.0         | 172,000                          |                           |                       |                           | 05-Oct-2016    | 216,000            |
| 22-May-2016 | Sun |  | 0.0                  |                      | 111.0                | 73.0                 | 0.0         | 184,000                          |                           |                       |                           | 05-Oct-2016    | 216,000            |
| 23-May-2016 | Mon |  | 0.0                  |                      | 95.0                 | 77.0                 | 0.0         | 172,000                          |                           |                       |                           | 05-Oct-2016    | 216,000            |
| 24-May-2016 | Tue |  | 0.0                  |                      | 64.0                 | 76.0                 | 0.0         | 140,000                          | 647,073                   | 476,073               | 02,000                    | 05-Oct-2016    | 216,000            |
| 25-May-2016 | Wed |  | 0.0                  |                      | 148.0                | 66.0                 | 0.0         | 214,000                          | 651,061                   | 422,061               | 02,000                    | 05-Oct-2016    | 216,000            |
| 26-May-2016 | Thu |  | 0.0                  |                      | 60.0                 | 60.0                 | 0.0         | 120,000                          | 658,719                   | 408,719               | 02,000                    | 05-Oct-2016    | 216,000            |
| 27-May-2016 | Fri |  | 0.0                  |                      | 65.0                 | 77.0                 | 1.0         | 142,000                          |                           |                       |                           | 05-Oct-2016    | 216,000            |
| 28-May-2016 | Sat |  | 0.0                  |                      | 95.0                 | 61.0                 | 0.0         | 156,000                          |                           |                       |                           | 05-Oct-2016    | 216,000            |
| 29-May-2016 | Sun |  | 0.0                  |                      | 95.0                 | 72.0                 | 0.0         | 172,000                          |                           |                       |                           | 05-Oct-2016    | 216,000            |
| 30-May-2016 | Mon |  | 102.0                |                      | 215.0                | 21.0                 | 1.0         | 402,000                          |                           |                       |                           | 05-Oct-2016    | 216,000            |
| 31-May-2016 | Tue |  | 0.0                  | 200.0                | 321.0                | 62.0                 | 7.0         | 690,000                          |                           |                       |                           | 05-Oct-2016    | 216,000            |
| 01-Jun-2016 | Wed | 17.0   | 440.0                |                      | 320.0                | 62.0                 | 2.0         | 881,000                          |                           |                       |                           | 05-Oct-2016    | 216,000            |
| 02-Jun-2016 | Thu |  | 200.0                |                      | 330.0                | 65.0                 | 1.0         | 630,000                          | 241,000                   |                       |                           | 05-Oct-2016    | 216,000            |
| 03-Jun-2016 | Fri |  | 200.0                |                      | 330.0                | 65.0                 | 1.0         | 630,000                          | 241,000                   |                       |                           | 05-Oct-2016    | 216,000            |
| 04-Jun-2016 | Sat |  | 200.0                |                      | 330.0                | 65.0                 | 1.0         | 630,000                          | 241,000                   |                       |                           | 05-Oct-2016    | 216,000            |
| 05-Jun-2016 | Sun |  | 200.0                |                      | 330.0                | 65.0                 | 1.0         | 630,000                          | 241,000                   |                       |                           | 05-Oct-2016    | 216,000            |
| 06-Jun-2016 | Mon |  | 678.0                |                      | 317.0                | 67.0                 | 1.0         | 1,062,000                        |                           |                       |                           | 05-Oct-2016    | 216,000            |
| 07-Jun-2016 | Tue |  | 678.0                |                      | 317.0                | 67.0                 | 1.0         | 1,062,000                        |                           |                       |                           | 05-Oct-2016    | 216,000            |
| 08-Jun-2016 | Wed |  | 678.0                |                      | 317.0                | 67.0                 | 1.0         | 1,062,000                        |                           |                       |                           | 05-Oct-2016    | 216,000            |
| 09-Jun-2016 | Thu |  | 678.0                |                      | 317.0                | 67.0                 | 1.0         | 1,062,000                        |                           |                       |                           | 05-Oct-2016    | 216,000            |
| 10-Jun-2016 | Fri |  | 678.0                |                      | 317.0                | 67.0                 | 1.0         | 1,062,000                        |                           |                       |                           | 05-Oct-2016    | 216,000            |
| 11-Jun-2016 | Sat |  | 678.0                |                      | 317.0                | 67.0                 | 1.0         | 1,062,000                        |                           |                       |                           | 05-Oct-2016    | 216,000            |
| 12-Jun-2016 | Sun |  | 678.0                |                      | 317.0                | 67.0                 | 1.0         | 1,062,000                        |                           |                       |                           | 05-Oct-2016    | 216,000            |
| 13-Jun-2016 | Mon |  | 678.0                |                      | 317.0                | 67.0                 | 1.0         | 1,062,000                        |                           |                       |                           | 05-Oct-2016    | 216,000            |
| 14-Jun-2016 | Tue |  | 678.0                |                      | 317.0                | 67.0                 | 1.0         | 1,062,000                        |                           |                       |                           | 05-Oct-2016    | 216,000            |
| 15-Jun-2016 | Wed |  | 678.0                |                      | 317.0                | 67.0                 | 1.0         | 1,062,000                        |                           |                       |                           | 05-Oct-2016    | 216,000            |
| 16-Jun-2016 | Thu |  | 678.0                |                      | 317.0                | 67.0                 | 1.0         | 1,062,000                        |                           |                       |                           | 05-Oct-2016    | 216,000            |
| 17-Jun-2016 | Fri |  | 678.0                |                      | 317.0                | 67.0                 | 1.0         | 1,062,000                        |                           |                       |                           | 05-Oct-2016    | 216,000            |
| 18-Jun-2016 | Sat |  | 678.0                |                      | 317.0                | 67.0                 | 1.0         | 1,062,000                        |                           |                       |                           | 05-Oct-2016    | 216,000            |
| 19-Jun-2016 | Sun |  | 678.0                |                      | 317.0                | 67.0                 | 1.0         | 1,062,000                        |                           |                       |                           | 05-Oct-2016    | 216,000            |
| 20-Jun-2016 | Mon |  | 678.0                |                      | 317.0                | 67.0                 | 1.0         | 1,062,000                        |                           |                       |                           | 05-Oct-2016    | 216,000            |
| 21-Jun-2016 | Tue |  | 678.0                |                      | 317.0                | 67.0                 | 1.0         | 1,062,000                        |                           |                       |                           | 05-Oct-2016    | 216,000            |
| 22-Jun-2016 | Wed |  | 678.0                |                      | 317.0                | 67.0                 | 1.0         | 1,062,000                        |                           |                       |                           | 05-Oct-2016    | 216,000            |
| 23-Jun-2016 | Thu |  | 678.0                |                      | 317.0                | 67.0                 | 1.0         | 1,062,000                        |                           |                       |                           | 05-Oct-2016    | 216,000            |
| 24-Jun-2016 | Fri |  | 678.0                |                      | 317.0                | 67.0                 | 1.0         | 1,062,000                        |                           |                       |                           | 05-Oct-2016    | 216,000            |
| 25-Jun-2016 | Sat |  | 678.0                |                      | 317.0                | 67.0                 | 1.0         | 1,062,000                        |                           |                       |                           | 05-Oct-2016    | 216,000            |
| 26-Jun-2016 | Sun |  | 678.0                |                      | 317.0                | 67.0                 | 1.0         | 1,062,000                        |                           |                       |                           | 05-Oct-2016    | 216,000            |
| 27-Jun-2016 | Mon |  | 678.0                |                      | 317.0                | 67.0                 | 1.0         | 1,062,000                        |                           |                       |                           | 05-Oct-2016    | 216,000            |
| 28-Jun-2016 | Tue |  | 678.0                |                      | 317.0                | 67.0                 | 1.0         | 1,062,000                        |                           |                       |                           | 05-Oct-2016    | 216,000            |
| 29-Jun-2016 | Wed |  | 678.0                |                      | 317.0                | 67.0                 | 1.0         | 1,062,000                        |                           |                       |                           | 05-Oct-2016    | 216,000            |
| 30-Jun-2016 | Thu |  | 678.0                |                      | 317.0                | 67.0                 | 1.0         | 1,062,000                        |                           |                       |                           | 05-Oct-2016    | 216,000            |
| 01-Jul-2016 | Fri |  | 678.0                |                      | 317.0                | 67.0                 | 1.0         | 1,062,000                        |                           |                       |                           | 05-Oct-2016    | 216,000            |
| 02-Jul-2016 | Sat |  | 678.0                |                      | 317.0                | 67.0                 | 1.0         | 1,062,000                        |                           |                       |                           | 05-Oct-2016    | 216,000            |
| 03-Jul-2016 | Sun |  | 678.0                |                      | 317.0                | 67.0                 | 1.0         | 1,062,000                        |                           |                       |                           | 05-Oct-2016    | 216,000            |
| 04-Jul-2016 | Mon |  | 678.0                |                      | 317.0                | 67.0                 | 1.0         | 1,062,000                        |                           |                       |                           | 05-Oct-2016    | 216,000            |
| 05-Jul-2016 | Tue |  | 678.0                |                      | 317.0                | 67.0                 | 1.0         | 1,062,000                        |                           |                       |                           | 05-Oct-2016    | 216,000            |
| 06-Jul-2016 | Wed |  | 678.0                |                      | 317.0                | 67.0                 | 1.0         | 1,062,000                        |                           |                       |                           | 05-Oct-2016    | 216,000            |
| 07-Jul-2016 | Thu |  | 678.0                |                      | 317.0                | 67.0                 | 1.0         | 1,062,000                        |                           |                       |                           | 05-Oct-2016    | 216,000            |
| 08-Jul-2016 | Fri |  | 678.0                |                      | 317.0                | 67.0                 | 1.0         | 1,062,000                        |                           |                       |                           | 05-Oct-2016    | 216,000            |
| 09-Jul-2016 | Sat |  | 678.0                |                      | 317.0                | 67.0                 | 1.0         | 1,062,000                        |                           |                       |                           | 05-Oct-2016    | 216,000            |
| 10-Jul-2016 | Sun |  | 678.0                |                      | 317.0                | 67.0                 | 1.0         | 1,062,000                        |                           |                       |                           | 05-Oct-2016    | 216,000            |
| 11-Jul-2016 | Mon |  | 678.0                |                      | 317.0                | 67.0                 | 1.0         | 1,062,000                        |                           |                       |                           | 05-Oct-2016    | 216,000            |
| 12-Jul-2016 | Tue |  | 678.0                |                      | 317.0                | 67.0                 | 1.0         | 1,062,000                        |                           |                       |                           | 05-Oct-2016    | 216,000            |
| 13-Jul-2016 | Wed |  | 678.0                |                      | 317.0                | 67.0                 | 1.0         | 1,062,000                        |                           |                       |                           | 05-Oct-2016    | 216,000            |
| 14-Jul-2016 | Thu |  | 678.0                |                      | 317.0                | 67.0                 | 1.0         | 1,062,000                        |                           |                       |                           | 05-Oct-2016    | 216,000            |
| 15-Jul-2016 | Fri |  | 678.0                |                      | 317.0                | 67.0                 | 1.0         | 1,062,000                        |                           |                       |                           | 05-Oct-2016    | 216,000            |
| 16-Jul-2016 | Sat |  | 678.0                |                      | 317.0                | 67.0                 | 1.0         | 1,062,000                        |                           |                       |                           | 05-Oct-2016    | 216,000            |
| 17-Jul-2016 | Sun |  | 678.0                |                      | 317.0                | 67.0                 | 1.0         | 1,062,000                        |                           |                       |                           | 05-Oct-2016    | 216,000            |
| 18-Jul-2016 | Mon |  | 678.0                |                      | 317.0                | 67.0                 | 1.0         | 1,062,000                        |                           |                       |                           | 05-Oct-2016    | 216,000            |
| 19-Jul-2016 | Tue |  | 678.0                |                      | 317.0                | 67.0                 | 1.0         | 1,062,000                        |                           |                       |                           | 05-Oct-2016    | 216,000            |
| 20-Jul-2016 | Wed |  | 678.0                |                      | 317.0                | 67.0                 | 1.0         | 1,062,000                        |                           |                       |                           | 05-Oct-2016    | 216,000            |
| 21-Jul-2016 | Thu |  | 678.0                |                      | 317.0                | 67.0                 | 1.0         | 1,062,000                        |                           |                       |                           | 05-Oct-2016    | 216,000            |
| 22-Jul-2016 | Fri |  | 678.0                |                      | 317.0                | 67.0                 | 1.0         | 1,062,000                        |                           |                       |                           | 05-Oct-2016    | 216,000            |
| 23-Jul-2016 | Sat |  | 678.0                |                      | 317.0                | 67.0                 | 1.0         | 1,062,000                        |                           |                       |                           | 05-Oct-2016    | 216,000            |
| 24-Jul-2016 | Sun |  | 678.0                |                      | 317.0                | 67.0                 | 1.0         | 1,062,000                        |                           |                       |                           | 05-Oct-2016    | 216,000            |
| 25-Jul-2016 | Mon |  | 678.0                |                      | 317.0                | 67.0                 | 1.0         | 1,062,000                        |                           |                       |                           | 05-Oct-2016    | 216,000            |
| 26-Jul-2016 | Tue |  | 678.0                |                      | 317.0                | 67.0                 | 1.0         | 1,062,000                        |                           |                       |                           | 05-Oct-2016    | 216,000            |
| 27-Jul-2016 | Wed |  | 678.0                |                      | 317.0                | 67.0                 | 1.0         | 1,062,000                        |                           |                       |                           | 05-Oct-2016    | 216,000            |
| 28-Jul-2016 | Thu |  | 678.0                |                      | 317.0                | 67.0                 | 1.0         | 1,062,000                        |                           |                       |                           | 05-Oct-2016    | 216,000            |
| 29-Jul-2016 | Fri |  | 678.0                |                      | 317.0                | 67.0                 | 1.0         | 1,062,000                        |                           |                       |                           | 05-Oct-2016    | 216,000            |
| 30-Jul-2016 | Sat |  | 678.0                |                      | 317.0                | 67.0                 | 1.0         | 1,062,000                        |                           |                       |                           | 05-Oct-2016    | 216,000            |
| 31-Jul-2016 | Sun |  | 678.0                |                      | 317.0                | 67.0                 | 1.0         | 1,062,000                        |                           |                       |                           | 05-Oct-2016    | 216,000            |
| 01-Aug-2016 | Mon |  | 678.0                |                      | 317.0                | 67.0                 | 1.0         | 1,062,000                        |                           |                       |                           | 05-Oct-2016    | 216,000            |
| 02-Aug-2016 | Tue |  | 678.0                |                      | 317.0                | 67.0                 | 1.0         | 1,062,000                        |                           |                       |                           | 05-Oct-2016    | 216,000            |
| 03-Aug-2016 | Wed |  | 678.0                |                      | 317.0                | 67.0                 | 1.0         | 1,062,000                        |                           |                       |                           | 05-Oct-2016    | 216,000            |
| 04-Aug-2016 | Thu |  | 678.0                |                      | 317.0                | 67.0                 | 1.0         | 1,062,000                        |                           |                       |                           | 05-Oct-2016    | 216,000            |
| 05-Aug-2016 | Fri |  | 678.0                |                      | 317.0                | 67.0                 | 1.0         | 1,062,000                        |                           |                       |                           | 05-Oct-2016    | 216,000            |
| 06-Aug-2016 | Sat |  |                      |                      |                      |                      |             |                                  |                           |                       |                           |                |                    |



| Row Labels         | Sum of DayTotal (MG) | Average of Day |
|--------------------|----------------------|----------------|
| <b>2011</b>        | <b>206.14</b>        | <b>1.28</b>    |
| Apr                |                      |                |
| May                | 22.24                | 0.97           |
| Jun                | 24.11                | 0.80           |
| Jul                | 51.91                | 1.67           |
| Aug                | 43.57                | 1.41           |
| Sep                | 51.07                | 1.70           |
| Oct                | 13.25                | 0.83           |
| <b>2012</b>        | <b>135.23</b>        | <b>0.77</b>    |
| Apr                | 1.93                 | 0.24           |
| May                | 9.19                 | 0.30           |
| Jun                | 20.75                | 0.69           |
| Jul                | 30.39                | 0.98           |
| Aug                | 41.57                | 1.34           |
| Sep                | 26.67                | 0.89           |
| Oct                | 4.74                 | 0.34           |
| <b>2013</b>        | <b>143.69</b>        | <b>0.89</b>    |
| May                | 6.85                 | 0.24           |
| Jun                | 16.59                | 0.55           |
| Jul                | 34.10                | 1.10           |
| Aug                | 31.08                | 1.00           |
| Sep                | 45.95                | 1.53           |
| Oct                | 9.13                 | 0.83           |
| <b>2014</b>        | <b>175.58</b>        | <b>1.08</b>    |
| May                | 24.40                | 0.90           |
| Jun                | 20.97                | 0.70           |
| Jul                | 43.13                | 1.39           |
| Aug                | 28.21                | 0.91           |
| Sep                | 48.44                | 1.61           |
| Oct                | 10.44                | 0.75           |
| <b>2015</b>        | <b>141.13</b>        | <b>0.80</b>    |
| Apr                | 0.61                 | 0.06           |
| May                | 5.56                 | 0.18           |
| Jun                | 38.56                | 1.29           |
| Jul                | 24.04                | 0.78           |
| Aug                | 43.50                | 1.40           |
| Sep                | 26.21                | 0.90           |
| Oct                | 2.65                 | 0.19           |
| <b>2016</b>        | <b>125.24</b>        | <b>0.72</b>    |
| Apr                | 0.05                 | 0.01           |
| May                | 9.10                 | 0.29           |
| Jun                | 34.55                | 1.15           |
| Jul                | 28.76                | 0.90           |
| Aug                | 31.30                | 1.01           |
| Sep                | 18.03                | 0.60           |
| Oct                | 3.46                 | 0.27           |
| <b>2017</b>        | <b>0.07</b>          | <b>0.00</b>    |
| Apr                | 0.00                 | 0.00           |
| May                | 0.01                 | 0.00           |
| Jun                | 0.01                 | 0.00           |
| Jul                | 0.02                 | 0.00           |
| Aug                | 0.02                 | 0.00           |
| Sep                | 0.01                 | 0.00           |
| Oct                | 0.00                 | 0.00           |
| <b>(blank)</b>     |                      |                |
| (blank)            |                      |                |
| <b>Grand Total</b> | <b>927.08</b>        | <b>0.78</b>    |





2019 Irrigation Flows

| Madison Village Golf Course<br>Flow (Continued in M3) |           |                       |                       |                     |                     |            |       |            |       |                       |       |            |            |                         |                                    |
|---|-----------|-----------------------|-----------------------|---------------------|---------------------|------------|-------|------------|-------|-----------------------|-------|------------|------------|-------------------------|------------------------------------|
| Date  | Day       | Pump 1<br>North Loops | Pump 3<br>South Loops | JP 4<br>North Loops | JP 5<br>North Loops | North Loop |       | South Loop |       | Total<br>Infiltration | SSR   | YC Pumping | SP Pumping | Total Out of<br>Storage | Difference<br>Infiltration, YC,SSR |
|   |           |                       |                       |                     |                     | North      | South | North      | South |                       |       |            |            |                         |                                    |
| 05-May-10   | Monday    | 0.00                  | 0.00                  | 0.00                | 0.00                | 0.00       | 0.00  | 0.00       | 0.00  | 0.00                  | 0.41  | 0.34       | 0.42       | 0.07                    |                                    |
| 07-May-10   | Tuesday   | 0.00                  | 0.00                  | 0.00                | 0.00                | 0.00       | 0.00  | 0.00       | 0.00  | 0.41                  | 0.41  | 0.37       | 0.42       | 0.07                    |                                    |
| 08-May-10   | Wednesday | 0.00                  | 0.00                  | 0.00                | 0.00                | 0.00       | 0.00  | 0.00       | 0.00  | 0.41                  | 0.41  | 0.35       | 0.42       | 0.07                    |                                    |
| 09-May-10   | Thursday  | 0.00                  | 0.00                  | 0.00                | 0.00                | 0.00       | 0.00  | 0.00       | 0.00  | 0.41                  | 0.41  | 0.33       | 0.42       | 0.07                    |                                    |
| 11-May-10   | Saturday  | 0.026                 | 0.014                 | 0.014               | 0.004               | 0.054      | 0.014 | 0.008      | 0.044 | 0.346                 | 0.44  | 0.346      | 0.414      | 0.045                   |                                    |
| 12-May-10   | Sunday    | 0.124                 | 0.016                 | 0.016               | 0.004               | 0.160      | 0.016 | 0.010      | 0.144 | 0.410                 | 0.410 | 0.320      | 0.414      | 0.045                   |                                    |
| 13-May-10   | Monday    | 0.212                 | 0.014                 | 0.022               | 0.004               | 0.236      | 0.014 | 0.008      | 0.222 | 0.346                 | 0.440 | 0.346      | 0.414      | 0.045                   |                                    |
| 14-May-10   | Tuesday   | 0.124                 | 0.020                 | 0.024               | 0.004               | 0.152      | 0.020 | 0.014      | 0.138 | 0.410                 | 0.410 | 0.320      | 0.414      | 0.045                   |                                    |
| 15-May-10   | Wednesday | 0.080                 | 0.020                 | 0.024               | 0.004               | 0.094      | 0.020 | 0.014      | 0.080 | 0.346                 | 0.440 | 0.346      | 0.414      | 0.045                   |                                    |
| 16-May-10   | Thursday  | 0.020                 | 0.040                 | 0.000               | 0.000               | 0.020      | 0.040 | 0.000      | 0.020 | 0.402                 | 0.402 | 0.320      | 0.414      | 0.045                   |                                    |
| 17-May-10   | Friday    | 0.000                 | 0.011                 | 0.000               | 0.000               | 0.000      | 0.011 | 0.000      | 0.000 | 0.346                 | 0.346 | 0.300      | 0.347      | 0.047                   |                                    |
| 18-May-10   | Saturday  | 0.011                 | 0.011                 | 0.000               | 0.000               | 0.011      | 0.011 | 0.000      | 0.011 | 0.346                 | 0.440 | 0.346      | 0.414      | 0.045                   |                                    |
| 19-May-10   | Sunday    | 0.001                 | 0.001                 | 0.000               | 0.000               | 0.000      | 0.001 | 0.000      | 0.000 | 0.346                 | 0.346 | 0.300      | 0.347      | 0.047                   |                                    |
| 20-May-10   | Monday    | 0.017                 | 0.001                 | 0.000               | 0.000               | 0.017      | 0.001 | 0.000      | 0.016 | 0.346                 | 0.440 | 0.346      | 0.414      | 0.045                   |                                    |
| 21-May-10   | Tuesday   | 0.011                 | 0.013                 | 0.000               | 0.000               | 0.011      | 0.013 | 0.000      | 0.011 | 0.346                 | 0.440 | 0.346      | 0.414      | 0.045                   |                                    |
| 22-May-10   | Wednesday | 0.007                 | 0.013                 | 0.000               | 0.000               | 0.007      | 0.013 | 0.000      | 0.006 | 0.346                 | 0.440 | 0.346      | 0.414      | 0.045                   |                                    |
| 23-May-10   | Thursday  | 0.021                 | 0.000                 | 0.000               | 0.000               | 0.021      | 0.000 | 0.000      | 0.021 | 0.346                 | 0.440 | 0.346      | 0.414      | 0.045                   |                                    |
| 24-May-10   | Friday    | 0.007                 | 0.025                 | 0.000               | 0.000               | 0.012      | 0.025 | 0.000      | 0.012 | 0.346                 | 0.440 | 0.346      | 0.414      | 0.045                   |                                    |
| 25-May-10   | Saturday  | 0.001                 | 0.012                 | 0.000               | 0.000               | 0.000      | 0.012 | 0.000      | 0.000 | 0.426                 | 0.426 | 0.346      | 0.414      | 0.045                   |                                    |
| 27-May-10   | Monday    | 0.000                 | 0.012                 | 0.000               | 0.000               | 0.000      | 0.012 | 0.000      | 0.000 | 0.426                 | 0.426 | 0.346      | 0.414      | 0.045                   |                                    |
| 28-May-10   | Tuesday   | 0.002                 | 0.012                 | 0.000               | 0.000               | 0.002      | 0.012 | 0.000      | 0.002 | 0.426                 | 0.426 | 0.346      | 0.414      | 0.045                   |                                    |
| 29-May-10   | Wednesday | 0.000                 | 0.024                 | 0.000               | 0.000               | 0.000      | 0.024 | 0.000      | 0.000 | 0.426                 | 0.426 | 0.346      | 0.414      | 0.045                   |                                    |
| 30-May-10   | Thursday  | 0.124                 | 0.191                 | 0.022               | 0.000               | 0.128      | 0.191 | 0.022      | 0.128 | 0.346                 | 0.440 | 0.346      | 0.414      | 0.045                   |                                    |
| 31-May-10   | Friday    | 0.178                 | 0.191                 | 0.022               | 0.000               | 0.178      | 0.191 | 0.022      | 0.178 | 0.346                 | 0.440 | 0.346      | 0.414      | 0.045                   |                                    |
| 01-Jun-10   | Saturday  | 0.124                 | 0.172                 | 0.022               | 0.000               | 0.128      | 0.172 | 0.022      | 0.128 | 0.346                 | 0.440 | 0.346      | 0.414      | 0.045                   |                                    |
| 02-Jun-10   | Sunday    | 0.142                 | 0.171                 | 0.024               | 0.000               | 0.146      | 0.171 | 0.024      | 0.146 | 0.346                 | 0.440 | 0.346      | 0.414      | 0.045                   |                                    |
| 03-Jun-10   | Monday    | 0.124                 | 0.171                 | 0.024               | 0.000               | 0.128      | 0.171 | 0.024      | 0.128 | 0.346                 | 0.440 | 0.346      | 0.414      | 0.045                   |                                    |
| 04-Jun-10   | Tuesday   | 0.147                 | 0.174                 | 0.024               | 0.000               | 0.151      | 0.174 | 0.024      | 0.151 | 0.346                 | 0.440 | 0.346      | 0.414      | 0.045                   |                                    |
| 05-Jun-10   | Wednesday | 0.169                 | 0.162                 | 0.024               | 0.000               | 0.170      | 0.162 | 0.024      | 0.170 | 0.346                 | 0.440 | 0.346      | 0.414      | 0.045                   |                                    |
| 06-Jun-10   | Thursday  | 0.197                 | 0.178                 | 0.026               | 0.000               | 0.203      | 0.178 | 0.026      | 0.203 | 0.346                 | 0.440 | 0.346      | 0.414      | 0.045                   |                                    |
| 07-Jun-10   | Friday    | 0.147                 | 0.129                 | 0.020               | 0.000               | 0.150      | 0.129 | 0.020      | 0.150 | 0.413                 | 0.413 | 0.320      | 0.414      | 0.045                   |                                    |
| 08-Jun-10   | Saturday  | 0.000                 | 0.020                 | 0.024               | 0.000               | 0.012      | 0.020 | 0.024      | 0.016 | 0.346                 | 0.440 | 0.346      | 0.414      | 0.045                   |                                    |
| 09-Jun-10   | Sunday    | 0.017                 | 0.000                 | 0.000               | 0.000               | 0.017      | 0.000 | 0.000      | 0.017 | 0.346                 | 0.440 | 0.346      | 0.414      | 0.045                   |                                    |
| 10-Jun-10   | Monday    | 0.178                 | 0.227                 | 0.021               | 0.000               | 0.179      | 0.227 | 0.021      | 0.179 | 0.346                 | 0.440 | 0.346      | 0.414      | 0.045                   |                                    |
| 11-Jun-10   | Tuesday   | 0.164                 | 0.264                 | 0.020               | 0.000               | 0.164      | 0.264 | 0.020      | 0.164 | 0.346                 | 0.440 | 0.346      | 0.414      | 0.045                   |                                    |
| 12-Jun-10   | Wednesday | 0.202                 | 0.251                 | 0.021               | 0.000               | 0.203      | 0.251 | 0.021      | 0.203 | 0.346                 | 0.440 | 0.346      | 0.414      | 0.045                   |                                    |
| 13-Jun-10   | Thursday  | 0.120                 | 0.248                 | 0.021               | 0.000               | 0.120      | 0.248 | 0.021      | 0.120 | 0.346                 | 0.440 | 0.346      | 0.414      | 0.045                   |                                    |
| 14-Jun-10   | Friday    | 0.194                 | 0.248                 | 0.021               | 0.000               | 0.194      | 0.248 | 0.021      | 0.194 | 0.346                 | 0.440 | 0.346      | 0.414      | 0.045                   |                                    |
| 15-Jun-10   | Saturday  | 0.194                 | 0.248                 | 0.021               | 0.000               | 0.194      | 0.248 | 0.021      | 0.194 | 0.346                 | 0.440 | 0.346      | 0.414      | 0.045                   |                                    |
| 16-Jun-10   | Sunday    | 0.174                 | 0.261                 | 0.020               | 0.000               | 0.174      | 0.261 | 0.020      | 0.174 | 0.346                 | 0.440 | 0.346      | 0.414      | 0.045                   |                                    |
| 17-Jun-10   | Monday    | 0.174                 | 0.261                 | 0.020               | 0.000               | 0.174      | 0.261 | 0.020      | 0.174 | 0.346                 | 0.440 | 0.346      | 0.414      | 0.045                   |                                    |
| 18-Jun-10   | Tuesday   | 0.157                 | 0.251                 | 0.021               | 0.000               | 0.157      | 0.251 | 0.021      | 0.157 | 0.346                 | 0.440 | 0.346      | 0.414      | 0.045                   |                                    |
| 19-Jun-10   | Wednesday | 0.142                 | 0.264                 | 0.021               | 0.000               | 0.142      | 0.264 | 0.021      | 0.142 | 0.346                 | 0.440 | 0.346      | 0.414      | 0.045                   |                                    |
| 20-Jun-10   | Thursday  | 0.020                 | 0.025                 | 0.021               | 0.000               | 0.020      | 0.025 | 0.021      | 0.020 | 0.346                 | 0.440 | 0.346      | 0.414      | 0.045                   |                                    |
| 21-Jun-10   | Friday    | 0.007                 | 0.025                 | 0.021               | 0.000               | 0.007      | 0.025 | 0.021      | 0.007 | 0.346                 | 0.440 | 0.346      | 0.414      | 0.045                   |                                    |
| 22-Jun-10   | Saturday  | 0.000                 | 0.028                 | 0.021               | 0.000               | 0.000      | 0.028 | 0.021      | 0.000 | 0.346                 | 0.440 | 0.346      | 0.414      | 0.045                   |                                    |
| 23-Jun-10   | Sunday    | 0.007                 | 0.027                 | 0.021               | 0.000               | 0.007      | 0.027 | 0.021      | 0.007 | 0.346                 | 0.440 | 0.346      | 0.414      | 0.045                   |                                    |
| 24-Jun-10   | Monday    | 0.000                 | 0.028                 | 0.021               | 0.000               | 0.000      | 0.028 | 0.021      | 0.000 | 0.346                 | 0.440 | 0.346      | 0.414      | 0.045                   |                                    |
| 25-Jun-10   | Tuesday   | 0.020                 | 0.025                 | 0.021               | 0.000               | 0.020      | 0.025 | 0.021      | 0.020 | 0.346                 | 0.440 | 0.346      | 0.414      | 0.045                   |                                    |
| 26-Jun-10   | Wednesday | 0.027                 | 0.024                 | 0.021               | 0.000               | 0.027      | 0.024 | 0.021      | 0.027 | 0.346                 | 0.440 | 0.346      | 0.414      | 0.045                   |                                    |
| 27-Jun-10   | Thursday  | 0.000                 | 0.248                 | 0.021               | 0.000               | 0.000      | 0.248 | 0.021      | 0.000 | 0.346                 | 0.440 | 0.346      | 0.414      | 0.045                   |                                    |
| 28-Jun-10   | Friday    | 0.020                 | 0.248                 | 0.021               | 0.000               | 0.020      | 0.248 | 0.021      | 0.020 | 0.346                 | 0.440 | 0.346      | 0.414      | 0.045                   |                                    |
| 29-Jun-10   | Saturday  | 0.024                 | 0.249                 | 0.021               | 0.000               | 0.024      | 0.249 | 0.021      | 0.024 | 0.346                 | 0.440 | 0.346      | 0.414      | 0.045                   |                                    |
| 30-Jun-10   | Sunday    | 0.024                 | 0.249                 | 0.021               | 0.000               | 0.024      | 0.249 | 0.021      | 0.024 | 0.346                 | 0.440 | 0.346      | 0.414      | 0.045                   |                                    |
| 01-Jul-10   | Monday    | 0.120                 | 0.256                 | 0.021               | 0.000               | 0.120      | 0.256 | 0.021      | 0.120 | 0.346                 | 0.440 | 0.346      | 0.414      | 0.045                   |                                    |
| 02-Jul-10   | Tuesday   | 0.120                 | 0.219                 | 0.021               | 0.000               | 0.120      | 0.219 | 0.021      | 0.120 | 0.346                 | 0.440 | 0.346      | 0.414      | 0.045                   |                                    |
| 03-Jul-10   | Wednesday | 0.048                 | 0.121                 | 0.021               | 0.000               | 0.048      | 0.121 | 0.021      | 0.048 | 0.346                 | 0.440 | 0.346      | 0.414      | 0.045                   |                                    |
| 04-Jul-10   | Thursday  | 0.127                 | 0.101                 | 0.022               | 0.000               | 0.129      | 0.101 | 0.022      | 0.129 | 0.346                 | 0.440 | 0.346      | 0.414      | 0.045                   |                                    |
| 05-Jul-10   | Friday    | 0.020                 | 0.026                 | 0.024               | 0.000               | 0.020      | 0.026 | 0.024      | 0.020 | 0.346                 | 0.440 | 0.346      | 0.414      | 0.045                   |                                    |
| 06-Jul-10   | Saturday  | 0.001                 | 0.001                 | 0.001               | 0.000               | 0.001      | 0.001 | 0.001      | 0.000 | 0.397                 | 0.397 | 0.300      | 0.397      | 0.047                   |                                    |
| 07-Jul-10   | Sunday    | 0.000                 | 0.001                 | 0.001               | 0.000               | 0.000      | 0.001 | 0.001      | 0.000 | 0.397                 | 0.397 | 0.300      | 0.397      | 0.047                   |                                    |
| 08-Jul-10   | Monday    | 0.000                 | 0.000                 | 0.000               | 0.000               | 0.000      | 0.000 | 0.000      | 0.000 | 0.440                 | 0.440 | 0.346      | 0.414      | 0.045                   |                                    |
| 09-Jul-10   | Tuesday   | 0.063                 | 0.120                 | 0.021               | 0.000               | 0.064      | 0.120 | 0.021      | 0.064 | 0.346                 | 0.440 | 0.346      | 0.414      | 0.045                   |                                    |
| 10-Jul-10   | Wednesday | 0.048                 | 0.148                 | 0.021               | 0.000               | 0.048      | 0.148 | 0.021      | 0.048 | 0.346                 | 0.440 | 0.346      | 0.414      | 0.045                   |                                    |
| 11-Jul-10   | Thursday  | 0.254                 | 0.254                 | 0.021               | 0.000               | 0.254      | 0.254 | 0.021      | 0.254 | 0.346                 | 0.440 | 0.346      | 0.414      | 0.045                   |                                    |
| 12-Jul-10   | Friday    | 0.150                 | 0.254                 | 0.021               | 0.000               | 0.150      | 0.254 | 0.021      | 0.150 | 0.346                 | 0.440 | 0.346      | 0.414      | 0.045                   |                                    |
| 13-Jul-10   | Saturday  | 0.150                 | 0.254                 | 0.021               | 0.000               | 0.150      | 0.254 | 0.021      | 0.150 | 0.346                 | 0.440 | 0.346      | 0.414      | 0.045                   |                                    |
| 14-Jul-10   | Sunday    | 0.180                 | 0.254                 | 0.021               | 0.000               | 0.180      | 0.254 | 0.021      | 0.180 | 0.346                 | 0.440 | 0.346      | 0.414      | 0.045                   |                                    |
| 15-Jul-10   | Monday    | 0.180                 | 0.107                 | 0.021               | 0.000               | 0.180      | 0.107 | 0.021      | 0.180 | 0.346                 | 0.440 | 0.346      | 0.414      | 0.045                   |                                    |
| 16-Jul-10   | Tuesday   | 0.372                 | 0.096                 | 0.021               | 0.000               | 0.372      | 0.096 | 0.021      | 0.372 | 0.346                 | 0.440 | 0.346      | 0.414      | 0.045                   |                                    |
| 17-Jul-10   | Wednesday | 0.376                 | 0.084                 | 0.021               | 0.000               | 0.376      | 0.084 | 0.021      | 0.376 | 0.346                 | 0.440 | 0.346      | 0.414      | 0.045                   |                                    |
| 18-Jul-10   | Thursday  | 0.219                 | 0.068                 | 0.021               | 0.000               | 0.219      | 0.068 | 0.021      | 0.219 | 0.346                 | 0.440 | 0.346      | 0.414      | 0.045                   |                                    |
| 19-Jul-10   | Friday    | 0.175                 | 0.063                 | 0.021               | 0.000               | 0.175      | 0.063 | 0.021      | 0.175 | 0.346                 | 0.440 | 0.346      | 0.414      | 0.045                   |                                    |
| 20-Jul-10   | Saturday  | 0.158                 | 0.048                 | 0.021               | 0.000               | 0.158      | 0.048 | 0.021      | 0.158 | 0.346                 | 0.440 | 0.346      | 0.414      | 0.045                   |                                    |
| 21-Jul-10   | Sunday    | 0.424                 | 0.424                 | 0.021               | 0.000               | 0.424      | 0.424 | 0.021      | 0.424 | 0.346                 | 0.440 | 0.346      | 0.414      | 0.045                   |                                    |
| 22-Jul-10   | Monday    | 0.324                 | 0.254                 | 0.021               | 0.000               | 0.324      | 0.254 | 0.021      | 0.324 | 0.346                 | 0.440 | 0.346      | 0.414      | 0.045                   |                                    |
| 23-Jul-10   | Tuesday   | 0.150                 | 0.254                 | 0.021               | 0.000               | 0.150      | 0.254 | 0.021      | 0.150 | 0.346                 | 0.440 | 0.346      | 0.414      | 0.045                   |                                    |
| 24-Jul-10   |           |                       |                       |                     |                     |            |       |            |       |                       |       |            |            |                         |                                    |

2018 Irrigation Flows

03-Aug-18 < Beam Day  
12-Aug-18 < End Day  
10 # Days

| Meadow Village Golf Course<br>Flow (measured in MGD) |           |                      |                      |                    |                    |                |                     |                     |                     |                         |            |            | Yellow Stone<br>Club<br>Irrigation |                                   | 03-Aug-18 < Beam Day<br>12-Aug-18 < End Day<br>10 # Days |                                    |           |           |                         |
|--|-----------|----------------------|----------------------|--------------------|--------------------|----------------|---------------------|---------------------|---------------------|-------------------------|------------|------------|------------------------------------|-----------------------------------|--|------------------------------------|-----------|-----------|-------------------------|
| Date   | Day       | Pump 1<br>North Loop | Pump 3<br>South Loop | JP 4<br>North Loop | JP 5<br>North Loop | Fresh<br>Water | North Loop<br>Total | South Loop<br>Total | Total<br>Irrigation | SPR<br>Start Irrigation | YC Pumping | SP Pumping | Total Out<br>of Storage            | Difference<br>(Irrigation, YC/SP) | Spanish Peaks<br>Irrigation                              | Yellow Stone<br>Club<br>Irrigation | Date      | Day       | Total Out<br>of Storage |
| 07-May-18  | Monday    |                      |                      |                    | 0.043              |                | 0.043               | 0.000               | 0.043               | 0.756                   |            |            | 0.043                              | 0.713                             |  |                                    | 07-May-18 | Friday    | 0.790                   |
| 08-May-18  | Tuesday   |                      |                      |                    | 0.037              |                | 0.037               | 0.000               | 0.037               | 0.716                   |            |            | 0.037                              | 0.679                             |  |                                    | #N/A      | Saturday  | 0.643                   |
| 09-May-18  | Wednesday |                      |                      | 0.005              | 0.009              |                | 0.009               | 0.000               | 0.009               | 0.733                   |            |            | 0.009                              | 0.694                             | 0.240  |                                    | #N/A      | Sunday    | 0.445                   |
| 10-May-18  | Thursday  |                      |                      | 0.001              | 0.004              |                | 0.004               | 0.000               | 0.004               | 0.683                   |            |            | 0.004                              | 0.647                             |  |                                    | #N/A      | Monday    | 0.399                   |
| 11-May-18  | Friday    |                      | 0.017                | 0.002              | 0.013              |                | 0.015               | 0.017               | 0.032               | 0.761                   |            |            | 0.032                              | 0.729                             |  |                                    | #N/A      | Tuesday   | 0.035                   |
| 12-May-18  | Saturday  |                      | 0.019                | 0.007              | 0.002              |                | 0.029               | 0.019               | 0.028               | 0.615                   |            |            | 0.028                              | 0.587                             |  |                                    | #N/A      | Wednesday | 1.003                   |
| 13-May-18  | Sunday    |                      | 0.018                | 0.009              | 0.002              |                | 0.031               | 0.018               | 0.029               | 0.716                   |            |            | 0.029                              | 0.687                             |  |                                    | #N/A      | Thursday  | 1.021                   |
| 14-May-18  | Monday    | 0.081                | 0.095                | 0.010              | 0.008              |                | 0.099               | 0.095               | 0.194               | 0.330                   |            |            | 0.194                              | 0.336                             |  |                                    | #N/A      | Friday    | 1.014                   |
| 15-May-18  | Tuesday   | 0.179                | 0.201                | 0.009              | 0.009              |                | 0.201               | 0.179               | 0.201               | 0.389                   |            |            | 0.201                              | 0.389                             |  |                                    | #N/A      | Saturday  | 0.924                   |
| 16-May-18  | Wednesday | 0.106                | 0.160                | 0.009              | 0.009              |                | 0.115               | 0.160               | 0.275               | 0.494                   |            |            | 0.115                              | 0.275                             |  |                                    | #N/A      | Sunday    | 0.723                   |
| 17-May-18  | Thursday  | 0.009                | 0.115                | 0.010              | 0.011              |                | 0.030               | 0.115               | 0.145               | 0.330                   |            |            | 0.145                              | 0.335                             |  |                                    |           |           |                         |
| 18-May-18  | Friday    | 0.001                | 0.107                | 0.010              | 0.014              |                | 0.026               | 0.107               | 0.131               | 0.566                   |            |            | 0.131                              | 0.566                             |  |                                    |           |           |                         |
| 19-May-18  | Saturday  | 0.001                | 0.110                | 0.010              | 0.003              |                | 0.014               | 0.110               | 0.124               | 0.485                   |            |            | 0.124                              | 0.389                             |  |                                    |           |           |                         |
| 20-May-18  | Sunday    |                      | 0.108                | 0.010              | 0.010              |                | 0.030               | 0.108               | 0.158               | 0.455                   |            |            | 0.158                              | 0.337                             |  |                                    |           |           |                         |
| 21-May-18  | Monday    |                      | 0.112                | 0.010              |                    |                | 0.010               | 0.112               | 0.122               | 0.449                   |            |            | 0.122                              | 0.327                             |  |                                    |           |           |                         |
| 22-May-18  | Tuesday   | 0.004                | 0.116                | 0.010              | 0.024              |                | 0.038               | 0.116               | 0.154               | 0.457                   |            |            | 0.154                              | 0.323                             |  |                                    |           |           |                         |
| 23-May-18  | Wednesday |                      | 0.095                | 0.009              | 0.001              |                | 0.010               | 0.095               | 0.105               | 0.560                   |            |            | 0.105                              | 0.455                             |  |                                    |           |           |                         |
| 24-May-18  | Thursday  |                      | 0.046                | 0.011              |                    |                | 0.011               | 0.046               | 0.057               | 0.596                   |            |            | 0.057                              | 0.539                             |  |                                    |           |           |                         |
| 25-May-18  | Friday    |                      | 0.040                | 0.010              |                    |                | 0.010               | 0.040               | 0.050               | 0.537                   |            |            | 0.050                              | 0.487                             |  |                                    |           |           |                         |
| 26-May-18  | Saturday  | 0.097                | 0.040                | 0.009              |                    |                | 0.106               | 0.040               | 0.146               | 0.515                   |            |            | 0.146                              | 0.369                             |  |                                    |           |           |                         |
| 27-May-18  | Sunday    | 0.165                | 0.045                | 0.011              |                    |                | 0.176               | 0.045               | 0.221               | 0.505                   |            |            | 0.221                              | 0.284                             |  |                                    |           |           |                         |
| 28-May-18  | Monday    |                      | 0.046                | 0.010              | 0.001              |                | 0.011               | 0.046               | 0.057               | 0.539                   |            |            | 0.057                              | 0.482                             |  |                                    |           |           |                         |
| 29-May-18  | Tuesday   |                      | 0.060                | 0.012              |                    |                | 0.012               | 0.060               | 0.072               | 0.540                   |            |            | 0.072                              | 0.468                             |  |                                    |           |           |                         |
| 30-May-18  | Wednesday | 0.218                | 0.069                | 0.012              |                    |                | 0.230               | 0.069               | 0.299               | 0.527                   |            |            | 0.299                              | 0.228                             |  |                                    |           |           |                         |
| 31-May-18  | Thursday  | 0.425                | 0.119                | 0.019              |                    |                | 0.434               | 0.119               | 0.553               | 0.514                   |            |            | 0.553                              | -0.039                            |  |                                    |           |           |                         |
| 01-Jun-18  | Friday    | 0.131                | 0.077                | 0.013              |                    |                | 0.144               | 0.077               | 0.161               | 0.607                   |            |            | 0.161                              | 0.445                             |  |                                    |           |           |                         |
| 02-Jun-18  | Saturday  | 0.086                | 0.017                | 0.013              |                    |                | 0.099               | 0.017               | 0.116               | 0.584                   |            |            | 0.116                              | 0.468                             |  |                                    |           |           |                         |
| 03-Jun-18  | Sunday    | 0.213                | 0.064                | 0.011              |                    |                | 0.225               | 0.064               | 0.289               | 0.550                   |            |            | 0.289                              | 0.261                             |  |                                    |           |           |                         |
| 04-Jun-18  | Monday    | 0.131                | 0.232                | 0.007              | 0.100              |                | 0.238               | 0.232               | 0.470               | 0.523                   |            |            | 0.470                              | 0.053                             |  |                                    |           |           |                         |
| 05-Jun-18  | Tuesday   | 0.463                | 0.214                | 0.008              |                    |                | 0.471               | 0.214               | 0.685               | 0.531                   |            |            | 0.685                              | -0.154                            |  |                                    |           |           |                         |
| 06-Jun-18  | Wednesday | 0.323                | 0.215                | 0.007              |                    |                | 0.330               | 0.215               | 0.527               | 0.545                   |            |            | 0.527                              | 0.018                             |  |                                    |           |           |                         |
| 07-Jun-18  | Thursday  | 0.184                | 0.230                | 0.008              |                    |                | 0.192               | 0.230               | 0.422               | 0.517                   |            |            | 0.422                              | 0.095                             |  |                                    |           |           |                         |
| 08-Jun-18  | Friday    | 0.292                | 0.076                | 0.011              |                    |                | 0.293               | 0.076               | 0.349               | 0.548                   |            |            | 0.349                              | 0.162                             |  |                                    |           |           |                         |
| 09-Jun-18  | Saturday  | 0.413                | 0.260                | 0.006              |                    |                | 0.419               | 0.260               | 0.679               | 0.532                   |            |            | 0.679                              | -0.147                            |  |                                    |           |           |                         |
| 10-Jun-18  | Sunday    | 0.276                | 0.260                | 0.009              |                    |                | 0.283               | 0.260               | 0.543               | 0.566                   |            |            | 0.543                              | 0.043                             |  |                                    |           |           |                         |
| 11-Jun-18  | Monday    | 0.185                | 0.206                | 0.008              |                    |                | 0.193               | 0.206               | 0.399               | 0.554                   |            |            | 0.399                              | 0.155                             | 0.240  | 3.802                              |           |           |                         |
| 12-Jun-18  | Tuesday   | 0.057                | 0.056                | 0.012              |                    |                | 0.069               | 0.056               | 0.125               | 0.536                   |            |            | 0.125                              | 0.416                             |  |                                    |           |           |                         |
| 13-Jun-18  | Wednesday | 0.462                | 0.293                | 0.006              |                    |                | 0.468               | 0.293               | 0.721               | 0.524                   |            |            | 0.721                              | -0.197                            |  |                                    |           |           |                         |
| 14-Jun-18  | Thursday  | 0.243                | 0.185                | 0.008              |                    |                | 0.248               | 0.185               | 0.437               | 0.532                   |            |            | 0.437                              | 0.095                             |  |                                    |           |           |                         |
| 15-Jun-18  | Friday    | 0.027                | 0.029                | 0.007              |                    |                | 0.031               | 0.027               | 0.041               | 0.542                   |            |            | 0.041                              | 0.414                             |  |                                    |           |           |                         |
| 16-Jun-18  | Saturday  | 0.048                | 0.015                | 0.018              |                    |                | 0.061               | 0.015               | 0.076               | 0.508                   |            |            | 0.076                              | 0.432                             |  |                                    |           |           |                         |
| 17-Jun-18  | Sunday    | 0.055                | 0.015                | 0.012              |                    |                | 0.067               | 0.015               | 0.072               | 0.502                   |            |            | 0.072                              | 0.428                             |  |                                    |           |           |                         |
| 18-Jun-18  | Monday    | 0.052                | 0.026                | 0.009              |                    |                | 0.061               | 0.026               | 0.086               | 0.565                   |            |            | 0.086                              | 0.470                             | 0.299  | 2.143                              |           |           |                         |
| 19-Jun-18  | Tuesday   | 0.051                | 0.013                | 0.011              |                    |                | 0.062               | 0.013               | 0.075               | 0.575                   |            |            | 0.075                              | 0.500                             |  |                                    |           |           |                         |
| 20-Jun-18  | Wednesday | 0.401                | 0.028                | 0.010              |                    |                | 0.411               | 0.028               | 0.439               | 0.538                   |            |            | 0.439                              | 0.099                             |  |                                    |           |           |                         |
| 21-Jun-18  | Thursday  | 0.275                | 0.015                | 0.010              |                    |                | 0.285               | 0.015               | 0.300               | 0.575                   |            |            | 0.300                              | 0.275                             |  |                                    |           |           |                         |
| 22-Jun-18  | Friday    | 0.120                | 0.026                | 0.008              |                    |                | 0.126               | 0.026               | 0.156               | 0.544                   |            |            | 0.156                              | 0.388                             |  |                                    |           |           |                         |
| 23-Jun-18  | Saturday  | 0.228                | 0.018                | 0.008              |                    |                | 0.236               | 0.018               | 0.254               | 0.569                   |            |            | 0.254                              | 0.315                             |  |                                    |           |           |                         |
| 24-Jun-18  | Sunday    | 0.455                | 0.016                | 0.008              |                    |                | 0.463               | 0.016               | 0.479               | 0.565                   |            |            | 0.479                              | 0.056                             |  |                                    |           |           |                         |
| 25-Jun-18  | Monday    | 0.061                | 0.072                | 0.006              |                    |                | 0.066               | 0.072               | 0.068               | 0.516                   |            |            | 0.068                              | 0.422                             | 0.022  | 1.521                              |           |           |                         |
| 26-Jun-18  | Tuesday   | 0.028                | 0.268                | 0.005              |                    |                | 0.033               | 0.268               | 0.001               | 0.513                   | 0.148      |            | 0.049                              | -0.438                            |  |                                    |           |           |                         |
| 27-Jun-18  | Wednesday | 0.067                | 0.302                | 0.002              |                    |                | 0.069               | 0.302               | 0.060               | 0.368                   | 0.260      |            | 0.260                              | -0.173                            |  |                                    |           |           |                         |
| 28-Jun-18  | Thursday  | 0.067                | 0.299                | 0.001              |                    |                | 0.068               | 0.299               | 0.087               | 0.448                   | 0.334      |            | 0.334                              | -0.273                            |  |                                    |           |           |                         |
| 29-Jun-18  | Friday    | 0.112                | 0.273                | 0.003              |                    |                | 0.115               | 0.273               | 0.168               | 0.363                   | 0.261      |            | 0.261                              | -0.448                            |  |                                    |           |           |                         |
| 30-Jun-18  | Saturday  | 0.098                | 0.077                | 0.005              |                    |                | 0.103               | 0.077               | 0.180               | 0.511                   | 0.334      |            | 0.334                              | -0.823                            |  |                                    |           |           |                         |
| 01-Jul-18  | Sunday    | 0.555                | 0.100                | 0.003              |                    |                | 0.558               | 0.100               | 0.658               | 0.560                   | 0.359      |            | 0.658                              | -0.087                            | 0.013  | 2.877                              |           |           |                         |
| 02-Jul-18  | Monday    | 0.383                | 0.130                | 0.003              |                    |                | 0.386               | 0.130               | 0.516               | 0.500                   | 0.387      |            | 0.516                              | -0.133                            |  |                                    |           |           |                         |
| 03-Jul-18  | Tuesday   | 0.473                | 0.277                | 0.003              |                    |                | 0.476               | 0.277               | 0.753               | 0.563                   | 0.360      |            | 0.753                              | -0.457                            |  |                                    |           |           |                         |
| 04-Jul-18  | Wednesday | 0.788                | 0.290                | 0.002              |                    |                | 0.790               | 0.290               | 1.070               | 0.581                   |            |            | 1.070                              | -0.848                            |  |                                    |           |           |                         |
| 05-Jul-18  | Thursday  | 0.710                | 0.283                | 0.002              |                    |                | 0.712               | 0.283               | 0.995               | 0.575                   | 0.159      |            | 0.995                              | -0.579                            |  |                                    |           |           |                         |
| 06-Jul-18  | Friday    | 0.075                | 0.282                | 0.001              |                    |                | 0.076               | 0.282               | 0.888               | 0.573                   |            |            | 0.888                              | -0.285                            |  |                                    |           |           |                         |
| 07-Jul-18  | Saturday  | 0.471                | 0.311                | 0.003              |                    |                | 0.474               | 0.311               | 0.735               | 0.507                   |            |            | 0.735                              | -0.267                            |  |                                    |           |           |                         |
| 08-Jul-18  | Sunday    | 0.438                | 0.302                | 0.002              |                    |                | 0.440               | 0.302               | 0.742               | 0.535                   |            |            | 0.742                              | -0.207                            |  |                                    |           |           |                         |
| 09-Jul-18  | Monday    | 0.175                | 0.296                | 0.003              |                    |                | 0.178               | 0.296               | 0.474               | 0.536                   |            |            | 0.474                              | 0.014                             | 1.390  | 3.712                              |           |           |                         |
| 10-Jul-18  | Tuesday   | 0.540                | 0.253                | 0.003              |                    |                | 0.543               | 0.253               | 0.796               | 0.494                   |            | 0.182      | 0.792                              | -0.302                            |  |                                    |           |           |                         |
| 11-Jul-18  | Wednesday | 0.730                | 0.306                | 0.000              |                    |                | 0.730               | 0.306               | 1.036               | 0.498                   |            |            | 1.036                              | -0.268                            |  |                                    |           |           |                         |
| 12-Jul-18  | Thursday  | 0.708                | 0.311                | 0.003              |                    |                | 0.711               | 0.311               | 1.022               | 0.494                   |            |            | 1.022                              | -0.528                            |  |                                    |           |           |                         |
| 13-Jul-18  | Friday    | 0.036                | 0.310                | 0.001              |                    |                | 0.037               | 0.310               | 0.917               | 0.489                   |            |            | 0.917                              | -0.726                            |  |                                    |           |           |                         |
| 14-Jul-18  | Saturday  | 0.024                | 0.338                | 0.002              |                    |                | 0.026               | 0.338               | 0.989               | 0.565                   |            |            | 0.989                              | -0.864                            |  |                                    |           |           |                         |
| 15-Jul-18  | Sunday    | 0.058                | 0.342                | 0.002              |                    |                | 0.059               | 0.342               | 0.912               | 0.449                   |            |            | 0.912                              | -0.862                            |  |                                    |           |           |                         |
| 16-Jul-18  | Monday    | 0.476                | 0.348                | 0.003              |                    |                | 0.479               | 0.348               | 0.843               | 0.442                   |            |            | 0.843                              | -0.726                            | 2.896  | 5.410                              |           |           |                         |
| 17-Jul-18  | Tuesday   | 0.426                | 0.357                | 0.001              |                    |                | 0.427               | 0.357               | 0.794               | 0.450                   |            |            | 0.794                              | -0.726                            |  |                                    |           |           |                         |
| 18-Jul-18  | Wednesday | 0.450                | 0.374                | 0.001              |                    |                | 0.451               | 0.374               | 1.015               | 0.389                   |            |            | 1.015                              | -0.645                            |  |                                    |           |           |                         |
| 19-Jul-18  | Thursday  | 0.592                | 0.374                | 0.000              |                    |                | 0.592               | 0.374               | 0.966               | 0.428                   |            |            | 0.966                              | -0.828                            |  |                                    |           |           |                         |
| 20-Jul-18  | Friday    | 0.500                | 0.368                | 0.001              |                    |                | 0.501               | 0.368               | 0.869               | 0.489                   |            | 0.330      | 1.259                              | -0.779                            |  |                                    |           |           |                         |
| 21-Jul-18  | Saturday  | 0.509                | 0.360                | 0.001              |                    |                | 0.510               | 0.360               | 0.970               | 0.455                   | 33.303     |            | 34.605                             | -0.787                            |  |                                    |           |           |                         |
| 22-Jul-18  | Sunday    | 0.549                | 0.361                | 0.001              |                    |                | 0.550               | 0.361               | 0.911               | 0.510                   |            |            | 0.911                              | -0.793                            | 2.978  | 3.252                              |           |           |                         |
| 23-Jul-18  | Monday    | 0.547                | 0.366                | 0.001              |                    |                | 0.549               | 0.366               | 0.881               | 0.471                   |            |            | 0.881                              | -0.766                            |  |                                    |           |           |                         |
| 24-Jul-18  | Tuesday   | 0.619                | 0.321                | 0.002              |                    |                | 0.621               | 0.321               | 0.942               | 0.467                   |            |            |                                    |                                   |  |                                    |           |           |                         |



Yellowtown Club Pump Station Flows

| Yellowtown Club Pump Station 1 |       |        |             | Yellowtown Club Pump Station 2 |        |             |       |       |
|--------------------------------|-------|--------|-------------|--------------------------------|--------|-------------|-------|-------|
| Day/Date                       | MGD   | MGSD   | Dev/Date    | MGD                            | MGSD   | Dev/Date    | MGSD  |       |
| 31-Jan-2017                    | 0.202 | 0.202  | 18-Mar-2019 | 0.177                          | 0.177  | 08-Oct-2019 | 0.007 | 0.007 |
| 01-Feb-2017                    | 0.431 | 0.633  | 19-Mar-2019 | 0.351                          | 0.528  | 10-Oct-2019 | 0.111 | 0.118 |
| 02-Feb-2017                    | 0.443 | 1.076  | 20-Mar-2019 | 0.362                          | 0.870  | 11-Oct-2019 | 0.195 | 0.313 |
| 03-Feb-2017                    | 0.448 | 1.522  | 21-Mar-2019 | 0.349                          | 1.219  | 12-Oct-2019 | 0.145 | 0.458 |
| 04-Feb-2017                    | 0.441 | 1.863  | 22-Mar-2019 | 0.368                          | 1.585  | 13-Oct-2019 | 0.390 | 0.848 |
| 05-Feb-2017                    | 0.442 | 2.405  | 23-Mar-2019 | 0.344                          | 1.929  | 14-Oct-2019 | 0.279 | 1.127 |
| 06-Feb-2017                    | 0.441 | 2.846  | 24-Mar-2019 | 0.368                          | 2.285  | 15-Oct-2019 | 0.384 | 1.511 |
| 07-Feb-2017                    | 0.447 | 3.293  | 25-Mar-2019 | 0.358                          | 2.643  | 16-Oct-2019 | 0.313 | 1.824 |
| 08-Feb-2017                    | 0.440 | 3.733  | 26-Mar-2019 | 0.346                          | 2.989  | 17-Oct-2019 | 0.376 | 2.200 |
| 09-Feb-2017                    | 0.440 | 4.173  | 27-Mar-2019 | 0.355                          | 3.344  | 18-Oct-2019 | 0.376 | 2.576 |
| 10-Feb-2017                    | 0.441 | 4.614  | 28-Mar-2019 | 0.356                          | 3.700  | 19-Oct-2019 | 0.374 | 2.950 |
| 11-Feb-2017                    | 0.446 | 5.060  | 29-Mar-2019 | 0.347                          | 4.047  | 20-Oct-2019 | 0.373 | 3.323 |
| 12-Feb-2017                    | 0.442 | 5.502  | 30-Mar-2019 | 0.348                          | 4.395  | 21-Oct-2019 | 0.339 | 3.682 |
| 13-Feb-2017                    | 0.441 | 5.943  | 31-Mar-2019 | 0.361                          | 4.745  | 22-Oct-2019 | 0.385 | 4.027 |
| 14-Feb-2017                    | 0.430 | 6.373  | 01-Apr-2019 | 0.353                          | 5.109  | 23-Oct-2019 | 0.384 | 4.391 |
| 15-Feb-2017                    | 0.438 | 6.813  | 02-Apr-2019 | 0.346                          | 5.455  | 24-Oct-2019 | 0.370 | 4.755 |
| 16-Feb-2017                    | 0.418 | 7.229  | 03-Apr-2019 | 0.355                          | 5.810  | 25-Oct-2019 | 0.230 | 4.985 |
| 17-Feb-2017                    | 0.408 | 7.665  | 04-Apr-2019 | 0.364                          | 6.164  | 26-Oct-2019 | 0.370 | 5.355 |
| 18-Feb-2017                    | 0.441 | 8.106  | 05-Apr-2019 | 0.343                          | 6.507  | 27-Oct-2019 | 0.370 | 5.725 |
| 19-Feb-2017                    | 0.440 | 8.542  | 06-Apr-2019 | 0.344                          | 6.851  | 28-Oct-2019 | 0.384 | 6.095 |
| 20-Feb-2017                    | 0.441 | 8.987  | 07-Apr-2019 | 0.350                          | 7.201  | 29-Oct-2019 | 0.349 | 6.444 |
| 21-Feb-2017                    | 0.445 | 9.432  | 08-Apr-2019 | 0.351                          | 7.552  | 30-Oct-2019 | 0.181 | 6.625 |
| 22-Feb-2017                    | 0.442 | 9.874  | 09-Apr-2019 | 0.348                          | 7.900  | 26-Nov-2020 | 0.194 | 0.194 |
| 23-Feb-2017                    | 0.443 | 10.317 | 10-Apr-2019 | 0.342                          | 8.242  | 27-Nov-2020 | 0.361 | 0.361 |
| 24-Feb-2017                    | 0.442 | 10.759 | 11-Apr-2019 | 0.347                          | 8.589  | 28-Nov-2020 | 0.342 | 0.923 |
| 25-Feb-2017                    | 0.442 | 11.201 | 12-Apr-2019 | 0.357                          | 8.946  | 29-Nov-2020 | 0.359 | 1.282 |
| 26-Feb-2017                    | 0.440 | 11.641 | 13-Apr-2019 | 0.343                          | 9.289  | 30-Nov-2020 | 0.360 | 1.642 |
| 27-Feb-2017                    | 0.442 | 12.083 | 14-Apr-2019 | 0.348                          | 9.637  | 01-Dec-2020 | 0.358 | 2.000 |
| 28-Feb-2017                    | 0.442 | 12.525 | 15-Apr-2019 | 0.358                          | 9.995  | 01-Nov-2020 | 0.373 | 2.373 |
| 01-Mar-2017                    | 0.441 | 12.968 | 16-Apr-2019 | 0.361                          | 10.338 | 02-Nov-2020 | 0.383 | 2.736 |
| 02-Mar-2017                    | 0.444 | 13.410 | 17-Apr-2019 | 0.351                          | 10.687 | 03-Nov-2020 | 0.370 | 3.108 |
| 03-Mar-2017                    | 0.444 | 13.854 | 18-Apr-2019 | 0.353                          | 11.040 | 04-Nov-2020 | 0.388 | 3.474 |
| 04-Mar-2017                    | 0.441 | 14.295 | 19-Apr-2019 | 0.342                          | 11.382 | 05-Nov-2020 |       |       |
| 05-Mar-2017                    | 0.443 | 14.738 | 20-Apr-2019 | 0.355                          | 11.737 | 06-Nov-2020 |       |       |
| 06-Mar-2017                    | 0.439 | 15.181 | 21-Apr-2019 | 0.351                          | 12.088 | 07-Nov-2020 |       |       |
| 07-Mar-2017                    | 0.443 | 15.627 | 22-Apr-2019 | 0.341                          | 12.429 | 08-Nov-2020 |       |       |
| 08-Mar-2017                    |       |        | 23-Apr-2019 | 0.360                          | 12.789 | 09-Nov-2020 |       |       |
| 09-Mar-2017                    |       |        | 24-Apr-2019 | 0.346                          | 13.135 | 10-Nov-2020 |       |       |
| 10-Mar-2017                    |       |        | 25-Apr-2019 | 0.344                          | 13.479 | 11-Nov-2020 |       |       |
| 11-Mar-2017                    |       |        | 26-Apr-2019 | 0.361                          | 13.840 | 12-Nov-2020 |       |       |
| 12-Mar-2017                    |       |        | 27-Apr-2019 | 0.361                          | 14.181 | 13-Nov-2020 |       |       |
| 13-Mar-2017                    |       |        | 28-Apr-2019 | 0.351                          | 14.522 | 14-Nov-2020 |       |       |
| 14-Mar-2017                    | 0.283 | 15.240 | 29-Apr-2019 | 0.353                          | 14.865 | 15-Nov-2020 |       |       |
| 15-Mar-2017                    | 0.426 | 15.686 | 30-Apr-2019 | 0.183                          | 15.088 | 16-Nov-2020 |       |       |
| 16-Mar-2017                    | 0.428 | 16.094 | 01-May-2019 | 0.213                          | 15.291 | 17-Nov-2020 |       |       |
| 17-Mar-2017                    | 0.432 | 16.526 | 02-May-2019 | 0.351                          | 15.632 | 18-Nov-2020 |       |       |
| 18-Mar-2017                    | 0.428 | 16.955 | 03-May-2019 | 0.353                          | 15.965 | 19-Nov-2020 |       |       |
| 19-Mar-2017                    | 0.428 | 17.381 | 04-May-2019 | 0.354                          | 16.319 | 20-Nov-2020 |       |       |
| 20-Mar-2017                    | 0.435 | 17.814 | 05-May-2019 | 0.353                          | 16.641 | 21-Nov-2020 |       |       |
| 21-Mar-2017                    | 0.428 | 18.240 | 06-May-2019 | 0.343                          | 16.994 | 22-Nov-2020 |       |       |
| 22-Mar-2017                    | 0.427 | 18.667 | 07-May-2019 | 0.327                          | 17.321 | 23-Nov-2020 |       |       |
| 23-Mar-2017                    | 0.433 | 19.100 | 08-May-2019 | 0.330                          | 17.651 | 24-Nov-2020 |       |       |
| 24-Mar-2017                    | 0.427 | 19.527 | 09-May-2019 | 0.328                          | 17.989 | 25-Nov-2020 |       |       |
| 25-Mar-2017                    | 0.427 | 19.954 | 10-May-2019 | 0.324                          | 18.313 | 26-Nov-2020 |       |       |
| 26-Mar-2017                    | 0.424 | 20.380 | 11-May-2019 | 0.348                          | 18.642 | 27-Nov-2020 |       |       |
| 27-Mar-2017                    | 0.427 | 20.815 | 12-May-2019 | 0.323                          | 18.982 | 28-Nov-2020 |       |       |
| 28-Mar-2017                    | 0.255 | 21.070 | 13-May-2019 | 0.340                          | 19.320 | 29-Nov-2020 |       |       |
| 29-Mar-2017                    |       |        | 14-May-2019 | 0.328                          | 19.650 | 30-Nov-2020 |       |       |
| 18-Mar-2017                    | 0.270 | 21.340 | 15-May-2019 | 0.334                          | 19.994 | 01-Dec-2020 |       |       |
| 20-Mar-2017                    | 0.238 | 21.578 | 16-May-2019 | 0.353                          | 20.317 | 02-Dec-2020 |       |       |
|                                |       |        | 17-May-2019 | 0.330                          | 20.647 | 03-Dec-2020 |       |       |
|                                |       |        | 18-May-2019 | 0.317                          | 20.984 | 04-Dec-2020 |       |       |
|                                |       |        | 19-May-2019 | 0.327                          | 21.311 | 05-Dec-2020 |       |       |
|                                |       |        | 20-May-2019 | 0.340                          | 21.651 | 06-Dec-2020 |       |       |
|                                |       |        | 21-May-2019 | 0.324                          | 21.975 | 07-Dec-2020 |       |       |
|                                |       |        | 22-May-2019 | 0.345                          | 22.300 | 08-Dec-2020 |       |       |
|                                |       |        | 23-May-2019 | 0.324                          | 22.644 | 09-Dec-2020 |       |       |
|                                |       |        | 24-May-2019 | 0.345                          | 22.989 | 10-Dec-2020 |       |       |
|                                |       |        | 25-May-2019 | 0.361                          | 23.290 | 11-Dec-2020 |       |       |
|                                |       |        | 26-May-2019 | 0.158                          | 23.428 |             |       |       |
|                                |       |        | 27-May-2019 | 0.138                          | 23.564 |             |       |       |
|                                |       |        | 28-May-2019 | 0.278                          | 23.842 |             |       |       |
|                                |       |        | 29-May-2019 | 0.325                          | 24.167 |             |       |       |
|                                |       |        | 30-May-2019 | 0.366                          | 24.513 |             |       |       |
|                                |       |        | 31-May-2019 | 0.325                          | 24.838 |             |       |       |
|                                |       |        | 01-Jun-2019 | 0.341                          | 25.178 |             |       |       |
|                                |       |        | 02-Jun-2019 | 0.325                          | 25.504 |             |       |       |
|                                |       |        | 03-Jun-2019 | 0.162                          | 25.896 |             |       |       |
|                                |       |        | 05-Nov-2019 | 0.162                          | 0.162  |             |       |       |
|                                |       |        | 06-Nov-2019 | 0.346                          | 0.508  |             |       |       |
|                                |       |        | 07-Nov-2019 | 0.361                          | 0.848  |             |       |       |
|                                |       |        | 08-Nov-2019 | 0.331                          | 1.180  |             |       |       |
|                                |       |        | 09-Nov-2019 | 0.258                          | 1.438  |             |       |       |
|                                |       |        | 10-Nov-2019 |                                |        |             |       |       |
|                                |       |        | 11-Nov-2019 | 0.176                          | 1.614  |             |       |       |
|                                |       |        | 12-Nov-2019 | 0.336                          | 1.950  |             |       |       |
|                                |       |        | 13-Nov-2019 | 0.277                          | 2.227  |             |       |       |
|                                |       |        | 14-Nov-2019 | 0.361                          | 2.568  |             |       |       |
|                                |       |        | 15-Nov-2019 | 0.323                          | 2.891  |             |       |       |
|                                |       |        | 16-Nov-2019 | 0.341                          | 3.232  |             |       |       |
|                                |       |        | 17-Nov-2019 | 0.358                          | 3.548  |             |       |       |
|                                |       |        | 18-Nov-2019 | 0.338                          | 3.886  |             |       |       |
|                                |       |        | 19-Nov-2019 | 0.333                          | 4.218  |             |       |       |
|                                |       |        | 20-Nov-2019 | 0.325                          | 4.544  |             |       |       |
|                                |       |        | 21-Nov-2019 | 0.366                          | 4.710  |             |       |       |
|                                |       |        | 22-Nov-2019 | 0.000                          | 4.710  |             |       |       |
|                                |       |        | 23-Nov-2019 | 0.000                          | 4.710  |             |       |       |
|                                |       |        | 24-Nov-2019 | 0.068                          | 4.778  |             |       |       |
|                                |       |        | 25-Nov-2019 | 0.246                          | 5.024  |             |       |       |
|                                |       |        | 26-Nov-2019 | 0.344                          | 5.388  |             |       |       |
|                                |       |        | 27-Nov-2019 | 0.327                          | 5.695  |             |       |       |
|                                |       |        | 28-Nov-2019 | 0.339                          | 6.034  |             |       |       |
|                                |       |        | 29-Nov-2019 | 0.323                          | 6.351  |             |       |       |
|                                |       |        | 01-Dec-2019 | 0.342                          | 6.699  |             |       |       |
|                                |       |        | 02-Dec-2019 | 0.328                          | 7.037  |             |       |       |
|                                |       |        | 03-Dec-2019 | 0.333                          | 7.370  |             |       |       |
|                                |       |        | 04-Dec-2019 | 0.327                          | 7.697  |             |       |       |
|                                |       |        | 05-Dec-2019 | 0.340                          | 8.037  |             |       |       |
|                                |       |        | 06-Dec-2019 | 0.339                          | 8.376  |             |       |       |
|                                |       |        | 07-Dec-2019 | 0.317                          | 8.713  |             |       |       |
|                                |       |        | 08-Dec-2019 | 0.330                          | 9.043  |             |       |       |
|                                |       |        | 09-Dec-2019 | 0.311                          | 9.374  |             |       |       |
|                                |       |        | 10-Dec-2019 | 0.340                          | 9.714  |             |       |       |
|                                |       |        | 11-Dec-2019 | 0.339                          | 10.053 |             |       |       |
|                                |       |        | 12-Dec-2019 | 0.238                          | 10.291 |             |       |       |
|                                |       |        | 13-Dec-2019 | 0.346                          | 10.637 |             |       |       |
|                                |       |        | 14-Dec-2019 | 0.328                          | 10.965 |             |       |       |
|                                |       |        | 15-Dec-2019 | 0.345                          | 11.310 |             |       |       |
|                                |       |        | 16-Dec-2019 | 0.327                          | 11.637 |             |       |       |
|                                |       |        | 17-Dec-2019 | 0.345                          | 11.982 |             |       |       |
|                                |       |        | 18-Dec-2019 | 0.328                          | 12.308 |             |       |       |
|                                |       |        | 19-Dec-2019 | 0.346                          | 12.654 |             |       |       |
|                                |       |        | 20-Dec-2019 | 0.328                          | 12.980 |             |       |       |
|                                |       |        | 21-Dec-2019 | 0.346                          | 13.325 |             |       |       |
|                                |       |        | 22-Dec-2019 | 0.328                          | 13.653 |             |       |       |
|                                |       |        | 23-Dec-2019 | 0.321                          | 13.974 |             |       |       |
|                                |       |        | 24-Dec-2019 | 0.331                          | 14.305 |             |       |       |
|                                |       |        | 25-Dec-2019 | 0.340                          | 14.646 |             |       |       |
|                                |       |        | 26-Dec-2019 | 0.325                          | 14.970 |             |       |       |
|                                |       |        | 27-Dec-2019 | 0.340                          | 15.310 |             |       |       |
|                                |       |        | 28-Dec-2019 | 0.338                          | 15.648 |             |       |       |
|                                |       |        | 29-Dec-2019 | 0.331                          | 15.979 |             |       |       |
|                                |       |        | 30-Dec-2019 | 0.329                          | 16.308 |             |       |       |
|                                |       |        | 31-Dec-2019 | 0.346                          | 16.654 |             |       |       |
|                                |       |        | 01-Jan-2020 | 0.328                          | 16.982 |             |       |       |
|                                |       |        | 02-Jan-2020 | 0.317                          | 17.299 |             |       |       |
|                                |       |        | 03-Jan-2020 | 0.338                          | 17.637 |             |       |       |
|                                |       |        | 04-Jan-2020 | 0.324                          | 17.981 |             |       |       |
|                                |       |        | 05-Jan-2020 | 0.333                          | 18.284 |             |       |       |
|                                |       |        | 06-Jan-2020 | 0.342                          | 18.638 |             |       |       |
|                                |       |        | 07-Jan-2020 | 0.328                          | 18.984 |             |       |       |
|                                |       |        | 08-Jan-2020 | 0.325                          | 19.289 |             |       |       |
|                                |       |        | 09-Jan-2020 | 0.327                          | 19.616 |             |       |       |
|                                |       |        | 10-Jan-2020 | 0.327                          | 19.943 |             |       |       |
|                                |       |        | 11-Jan-2020 | 0.328                          | 20.271 |             |       |       |
|                                |       |        | 12-Jan-2020 | 0.347                          | 20.618 |             |       |       |
|                                |       |        | 13-Jan-2020 | 0.324                          | 20.942 |             |       |       |
|                                |       |        | 14-Jan-2020 | 0.335                          | 21.277 |             |       |       |
|                                |       |        | 15-Jan-2020 | 0.192                          | 21.489 |             |       |       |
|                                |       |        | 16-Jan-2020 |                                |        |             |       |       |
|                                |       |        | 17-Jan-2020 |                                |        |             |       |       |
|                                |       |        | 18-Jan-2020 |                                |        |             |       |       |
|                                |       |        | 19-Jan-2020 |                                |        |             |       |       |
|                                |       |        | 20-Jan-2020 |                                |        |             |       |       |
|                                |       |        | 21-Jan-2020 |                                |        |             |       |       |
|                                |       |        | 22-Jan-2020 |                                |        |             |       |       |
|                                |       |        | 23-Jan-2020 |                                |        |             |       |       |
|                                |       |        | 24-Jan-2020 | 0.132                          | 21.601 |             |       |       |
|                                |       |        | 25-Jan-2020 | 0.331                          | 21.932 |             |       |       |
|                                |       |        | 26-Jan-2020 | 0.313                          | 22.265 |             |       |       |
|                                |       |        | 27-Jan-2020 | 0.321                          | 22.598 |             |       |       |
|                                | </    |        |             |                                |        |             |       |       |



|      |       |
|------|-------|
| Year | (All) |
|------|-------|

| Row Labels | Sum of Flows (P-1) |
|------------|--------------------|
| 2007       |                    |
| Qtr1       | 790,000            |
| Qtr2       | 24,726,000         |
| 2008       | 6,134,000          |
| 2009       | 13,728,000         |
| 2011       | 14,764,000         |
| 2014       | 14,228,000         |
| 2015       | 15,939,000         |
| 2016       | 42,276,000         |
| 2017       | 54,330,200         |
| 2018       | 43,966,000         |

|      |       |
|------|-------|
| Year | (All) |
|------|-------|

| Row Labels | Sum of Flows (P-1) |
|------------|--------------------|
| 2007       |                    |
| Qtr1       | 790,000            |
| Qtr2       | 24,726,000         |
| 2008       | 6,134,000          |
| 2009       | 13,728,000         |
| 2011       | 14,764,000         |
| 2014       | 14,228,000         |
| 2015       | 15,939,000         |
| 2016       | 42,276,000         |
| 2017       | 54,330,200         |
| 2018       | 43,966,000         |

.....



.....

.....

1  
2  
3  
4  
5  
6  
7  
8  
9  
10  
11  
12  
13  
14  
15  
16  
17  
18  
19  
20  
21  
22  
23  
24  
25  
26  
27  
28  
29  
30  
31  
32  
33  
34  
35  
36  
37  
38  
39  
40  
41  
42  
43  
44  
45  
46  
47  
48  
49  
50  
51  
52  
53  
54  
55  
56  
57  
58  
59  
60  
61  
62  
63  
64  
65  
66  
67  
68  
69  
70  
71  
72  
73  
74  
75  
76  
77  
78  
79  
80  
81  
82  
83  
84  
85  
86  
87  
88  
89  
90  
91  
92  
93  
94  
95  
96  
97  
98  
99  
100  
101  
102  
103  
104  
105  
106  
107  
108  
109  
110  
111  
112  
113  
114  
115  
116  
117  
118  
119  
120  
121  
122  
123  
124  
125  
126  
127  
128  
129  
130  
131  
132  
133  
134  
135  
136  
137  
138  
139  
140  
141  
142  
143  
144  
145  
146  
147  
148  
149  
150  
151  
152  
153  
154  
155  
156  
157  
158  
159  
160  
161  
162  
163  
164  
165  
166  
167  
168  
169  
170  
171  
172  
173  
174  
175  
176  
177  
178  
179  
180  
181  
182  
183  
184  
185  
186  
187  
188  
189  
190  
191  
192  
193  
194  
195  
196  
197  
198  
199  
200  
201  
202  
203  
204  
205  
206  
207  
208  
209  
210  
211  
212  
213  
214  
215  
216  
217  
218  
219  
220  
221  
222  
223  
224  
225  
226  
227  
228  
229  
230  
231  
232  
233  
234  
235  
236  
237  
238  
239  
240  
241  
242  
243  
244  
245  
246  
247  
248  
249  
250  
251  
252  
253  
254  
255  
256  
257  
258  
259  
260  
261  
262  
263  
264  
265  
266  
267  
268  
269  
270  
271  
272  
273  
274  
275  
276  
277  
278  
279  
280  
281  
282  
283  
284  
285  
286  
287  
288  
289  
290  
291  
292  
293  
294  
295  
296  
297  
298  
299  
300  
301  
302  
303  
304  
305  
306  
307  
308  
309  
310  
311  
312  
313  
314  
315  
316  
317  
318  
319  
320  
321  
322  
323  
324  
325  
326  
327  
328  
329  
330  
331  
332  
333  
334  
335  
336  
337  
338  
339  
340  
341  
342  
343  
344  
345  
346  
347  
348  
349  
350  
351  
352  
353  
354  
355  
356  
357  
358  
359  
360  
361  
362  
363  
364  
365  
366  
367  
368  
369  
370  
371  
372  
373  
374  
375  
376  
377  
378  
379  
380  
381  
382  
383  
384  
385  
386  
387  
388  
389  
390  
391  
392  
393  
394  
395  
396  
397  
398  
399  
400  
401  
402  
403  
404  
405  
406  
407  
408  
409  
410  
411  
412  
413  
414  
415  
416  
417  
418  
419  
420  
421  
422  
423  
424  
425  
426  
427  
428  
429  
430  
431  
432  
433  
434  
435  
436  
437  
438  
439  
440  
441  
442  
443  
444  
445  
446  
447  
448  
449  
450  
451  
452  
453  
454  
455  
456  
457  
458  
459  
460  
461  
462  
463  
464  
465  
466  
467  
468  
469  
470  
471  
472  
473  
474  
475  
476  
477  
478  
479  
480  
481  
482  
483  
484  
485  
486  
487  
488  
489  
490  
491  
492  
493  
494  
495  
496  
497  
498  
499  
500  
501  
502  
503  
504  
505  
506  
507  
508  
509  
510  
511  
512  
513  
514  
515  
516  
517  
518  
519  
520  
521  
522  
523  
524  
525  
526  
527  
528  
529  
530  
531  
532  
533  
534  
535  
536  
537  
538  
539  
540  
541  
542  
543  
544  
545  
546  
547  
548  
549  
550  
551  
552  
553  
554  
555  
556  
557  
558  
559  
560  
561  
562  
563  
564  
565  
566  
567  
568  
569  
570  
571  
572  
573  
574  
575  
576  
577  
578  
579  
580  
581  
582  
583  
584  
585  
586  
587  
588  
589  
590  
591  
592  
593  
594  
595  
596  
597  
598  
599  
600  
601  
602  
603  
604  
605  
606  
607  
608  
609  
610  
611  
612  
613  
614  
615  
616  
617  
618  
619  
620  
621  
622  
623  
624  
625  
626  
627  
628  
629  
630  
631  
632  
633  
634  
635  
636  
637  
638  
639  
640  
641  
642  
643  
644  
645  
646  
647  
648  
649  
650  
651  
652  
653  
654  
655  
656  
657  
658  
659  
660  
661  
662  
663  
664  
665  
666  
667  
668  
669  
670  
671  
672  
673  
674  
675  
676  
677  
678  
679  
680  
681  
682  
683  
684  
685  
686  
687  
688  
689  
690  
691  
692  
693  
694  
695  
696  
697  
698  
699  
700  
701  
702  
703  
704  
705  
706  
707  
708  
709  
710  
711  
712  
713  
714  
715  
716  
717  
718  
719  
720  
721  
722  
723  
724  
725  
726  
727  
728  
729  
730  
731  
732  
733  
734  
735  
736  
737  
738  
739  
740  
741  
742  
743  
744  
745  
746  
747  
748  
749  
750  
751  
752  
753  
754  
755  
756  
757  
758  
759  
760  
761  
762  
763  
764  
765  
766  
767  
768  
769  
770  
771  
772  
773  
774  
775  
776  
777  
778  
779  
780  
781  
782  
783  
784  
785  
786  
787  
788  
789  
790  
791  
792  
793  
794  
795  
796  
797  
798  
799  
800  
801  
802  
803  
804  
805  
806  
807  
808  
809  
810  
811  
812  
813  
814  
815  
816  
817  
818  
819  
820  
821  
822  
823  
824  
825  
826  
827  
828  
829  
830  
831  
832  
833  
834  
835  
836  
837  
838  
839  
840  
841  
842  
843  
844  
845  
846  
847  
848  
849  
850  
851  
852  
853  
854  
855  
856  
857  
858  
859  
860  
861  
862  
863  
864  
865  
866  
867  
868  
869  
870  
871  
872  
873  
874  
875  
876  
877  
878  
879  
880  
881  
882  
883  
884  
885  
886  
887  
888  
889  
890  
891  
892  
893  
894  
895  
896  
897  
898  
899  
900  
901  
902  
903  
904  
905  
906  
907  
908  
909  
910  
911  
912  
913  
914  
915  
916  
917  
918  
919  
920  
921  
922  
923  
924  
925  
926  
927  
928  
929  
930  
931  
932  
933  
934  
935  
936  
937  
938  
939  
940  
941  
942  
943  
944  
945  
946  
947  
948  
949  
950  
951  
952  
953  
954  
955  
956  
957  
958  
959  
960  
961  
962  
963  
964  
965  
966  
967  
968  
969  
970  
971  
972  
973  
974  
975  
976  
977  
978  
979  
980  
981  
982  
983  
984  
985  
986  
987  
988  
989  
990  
991  
992  
993  
994  
995  
996  
997  
998  
999  
1000

Page 100 of 100

Page 100 of 100



| Year     | 2010 | 2011 | 2012 | 2013 | 2014 | 2015 | 2016 | 2017 | 2018 | 2019 | 2020 |
|----------|------|------|------|------|------|------|------|------|------|------|------|
| Revenue  | 100  | 105  | 110  | 115  | 120  | 125  | 130  | 135  | 140  | 145  | 150  |
| Expenses | 80   | 85   | 90   | 95   | 100  | 105  | 110  | 115  | 120  | 125  | 130  |
| Profit   | 20   | 20   | 20   | 20   | 20   | 20   | 20   | 20   | 20   | 20   | 20   |

=====





1  
2  
3  
4  
5  
6  
7  
8  
9  
10  
11  
12  
13  
14  
15  
16  
17  
18  
19  
20  
21  
22  
23  
24  
25  
26  
27  
28  
29  
30  
31  
32  
33  
34  
35  
36  
37  
38  
39  
40  
41  
42  
43  
44  
45  
46  
47  
48  
49  
50  
51  
52  
53  
54  
55  
56  
57  
58  
59  
60  
61  
62  
63  
64  
65  
66  
67  
68  
69  
70  
71  
72  
73  
74  
75  
76  
77  
78  
79  
80  
81  
82  
83  
84  
85  
86  
87  
88  
89  
90  
91  
92  
93  
94  
95  
96  
97  
98  
99  
100  
101  
102  
103  
104  
105  
106  
107  
108  
109  
110  
111  
112  
113  
114  
115  
116  
117  
118  
119  
120  
121  
122  
123  
124  
125  
126  
127  
128  
129  
130  
131  
132  
133  
134  
135  
136  
137  
138  
139  
140  
141  
142  
143  
144  
145  
146  
147  
148  
149  
150  
151  
152  
153  
154  
155  
156  
157  
158  
159  
160  
161  
162  
163  
164  
165  
166  
167  
168  
169  
170  
171  
172  
173  
174  
175  
176  
177  
178  
179  
180  
181  
182  
183  
184  
185  
186  
187  
188  
189  
190  
191  
192  
193  
194  
195  
196  
197  
198  
199  
200  
201  
202  
203  
204  
205  
206  
207  
208  
209  
210  
211  
212  
213  
214  
215  
216  
217  
218  
219  
220  
221  
222  
223  
224  
225  
226  
227  
228  
229  
230  
231  
232  
233  
234  
235  
236  
237  
238  
239  
240  
241  
242  
243  
244  
245  
246  
247  
248  
249  
250  
251  
252  
253  
254  
255  
256  
257  
258  
259  
260  
261  
262  
263  
264  
265  
266  
267  
268  
269  
270  
271  
272  
273  
274  
275  
276  
277  
278  
279  
280  
281  
282  
283  
284  
285  
286  
287  
288  
289  
290  
291  
292  
293  
294  
295  
296  
297  
298  
299  
300  
301  
302  
303  
304  
305  
306  
307  
308  
309  
310  
311  
312  
313  
314  
315  
316  
317  
318  
319  
320  
321  
322  
323  
324  
325  
326  
327  
328  
329  
330  
331  
332  
333  
334  
335  
336  
337  
338  
339  
340  
341  
342  
343  
344  
345  
346  
347  
348  
349  
350  
351  
352  
353  
354  
355  
356  
357  
358  
359  
360  
361  
362  
363  
364  
365  
366  
367  
368  
369  
370  
371  
372  
373  
374  
375  
376  
377  
378  
379  
380  
381  
382  
383  
384  
385  
386  
387  
388  
389  
390  
391  
392  
393  
394  
395  
396  
397  
398  
399  
400  
401  
402  
403  
404  
405  
406  
407  
408  
409  
410  
411  
412  
413  
414  
415  
416  
417  
418  
419  
420  
421  
422  
423  
424  
425  
426  
427  
428  
429  
430  
431  
432  
433  
434  
435  
436  
437  
438  
439  
440  
441  
442  
443  
444  
445  
446  
447  
448  
449  
450  
451  
452  
453  
454  
455  
456  
457  
458  
459  
460  
461  
462  
463  
464  
465  
466  
467  
468  
469  
470  
471  
472  
473  
474  
475  
476  
477  
478  
479  
480  
481  
482  
483  
484  
485  
486  
487  
488  
489  
490  
491  
492  
493  
494  
495  
496  
497  
498  
499  
500  
501  
502  
503  
504  
505  
506  
507  
508  
509  
510  
511  
512  
513  
514  
515  
516  
517  
518  
519  
520  
521  
522  
523  
524  
525  
526  
527  
528  
529  
530  
531  
532  
533  
534  
535  
536  
537  
538  
539  
540  
541  
542  
543  
544  
545  
546  
547  
548  
549  
550  
551  
552  
553  
554  
555  
556  
557  
558  
559  
560  
561  
562  
563  
564  
565  
566  
567  
568  
569  
570  
571  
572  
573  
574  
575  
576  
577  
578  
579  
580  
581  
582  
583  
584  
585  
586  
587  
588  
589  
590  
591  
592  
593  
594  
595  
596  
597  
598  
599  
600  
601  
602  
603  
604  
605  
606  
607  
608  
609  
610  
611  
612  
613  
614  
615  
616  
617  
618  
619  
620  
621  
622  
623  
624  
625  
626  
627  
628  
629  
630  
631  
632  
633  
634  
635  
636  
637  
638  
639  
640  
641  
642  
643  
644  
645  
646  
647  
648  
649  
650  
651  
652  
653  
654  
655  
656  
657  
658  
659  
660  
661  
662  
663  
664  
665  
666  
667  
668  
669  
670  
671  
672  
673  
674  
675  
676  
677  
678  
679  
680  
681  
682  
683  
684  
685  
686  
687  
688  
689  
690  
691  
692  
693  
694  
695  
696  
697  
698  
699  
700  
701  
702  
703  
704  
705  
706  
707  
708  
709  
710  
711  
712  
713  
714  
715  
716  
717  
718  
719  
720  
721  
722  
723  
724  
725  
726  
727  
728  
729  
730  
731  
732  
733  
734  
735  
736  
737  
738  
739  
740  
741  
742  
743  
744  
745  
746  
747  
748  
749  
750  
751  
752  
753  
754  
755  
756  
757  
758  
759  
760  
761  
762  
763  
764  
765  
766  
767  
768  
769  
770  
771  
772  
773  
774  
775  
776  
777  
778  
779  
780  
781  
782  
783  
784  
785  
786  
787  
788  
789  
790  
791  
792  
793  
794  
795  
796  
797  
798  
799  
800  
801  
802  
803  
804  
805  
806  
807  
808  
809  
810  
811  
812  
813  
814  
815  
816  
817  
818  
819  
820  
821  
822  
823  
824  
825  
826  
827  
828  
829  
830  
831  
832  
833  
834  
835  
836  
837  
838  
839  
840  
841  
842  
843  
844  
845  
846  
847  
848  
849  
850  
851  
852  
853  
854  
855  
856  
857  
858  
859  
860  
861  
862  
863  
864  
865  
866  
867  
868  
869  
870  
871  
872  
873  
874  
875  
876  
877  
878  
879  
880  
881  
882  
883  
884  
885  
886  
887  
888  
889  
890  
891  
892  
893  
894  
895  
896  
897  
898  
899  
900  
901  
902  
903  
904  
905  
906  
907  
908  
909  
910  
911  
912  
913  
914  
915  
916  
917  
918  
919  
920  
921  
922  
923  
924  
925  
926  
927  
928  
929  
930  
931  
932  
933  
934  
935  
936  
937  
938  
939  
940  
941  
942  
943  
944  
945  
946  
947  
948  
949  
950  
951  
952  
953  
954  
955  
956  
957  
958  
959  
960  
961  
962  
963  
964  
965  
966  
967  
968  
969  
970  
971  
972  
973  
974  
975  
976  
977  
978  
979  
980  
981  
982  
983  
984  
985  
986  
987  
988  
989  
990  
991  
992  
993  
994  
995  
996  
997  
998  
999  
1000

1  
2  
3  
4  
5  
6  
7  
8  
9  
10  
11  
12  
13  
14  
15  
16  
17  
18  
19  
20  
21  
22  
23  
24  
25  
26  
27  
28  
29  
30  
31  
32  
33  
34  
35  
36  
37  
38  
39  
40  
41  
42  
43  
44  
45  
46  
47  
48  
49  
50  
51  
52  
53  
54  
55  
56  
57  
58  
59  
60  
61  
62  
63  
64  
65  
66  
67  
68  
69  
70  
71  
72  
73  
74  
75  
76  
77  
78  
79  
80  
81  
82  
83  
84  
85  
86  
87  
88  
89  
90  
91  
92  
93  
94  
95  
96  
97  
98  
99  
100  
101  
102  
103  
104  
105  
106  
107  
108  
109  
110  
111  
112  
113  
114  
115  
116  
117  
118  
119  
120  
121  
122  
123  
124  
125  
126  
127  
128  
129  
130  
131  
132  
133  
134  
135  
136  
137  
138  
139  
140  
141  
142  
143  
144  
145  
146  
147  
148  
149  
150  
151  
152  
153  
154  
155  
156  
157  
158  
159  
160  
161  
162  
163  
164  
165  
166  
167  
168  
169  
170  
171  
172  
173  
174  
175  
176  
177  
178  
179  
180  
181  
182  
183  
184  
185  
186  
187  
188  
189  
190  
191  
192  
193  
194  
195  
196  
197  
198  
199  
200  
201  
202  
203  
204  
205  
206  
207  
208  
209  
210  
211  
212  
213  
214  
215  
216  
217  
218  
219  
220  
221  
222  
223  
224  
225  
226  
227  
228  
229  
230  
231  
232  
233  
234  
235  
236  
237  
238  
239  
240  
241  
242  
243  
244  
245  
246  
247  
248  
249  
250  
251  
252  
253  
254  
255  
256  
257  
258  
259  
260  
261  
262  
263  
264  
265  
266  
267  
268  
269  
270  
271  
272  
273  
274  
275  
276  
277  
278  
279  
280  
281  
282  
283  
284  
285  
286  
287  
288  
289  
290  
291  
292  
293  
294  
295  
296  
297  
298  
299  
300  
301  
302  
303  
304  
305  
306  
307  
308  
309  
310  
311  
312  
313  
314  
315  
316  
317  
318  
319  
320  
321  
322  
323  
324  
325  
326  
327  
328  
329  
330  
331  
332  
333  
334  
335  
336  
337  
338  
339  
340  
341  
342  
343  
344  
345  
346  
347  
348  
349  
350  
351  
352  
353  
354  
355  
356  
357  
358  
359  
360  
361  
362  
363  
364  
365  
366  
367  
368  
369  
370  
371  
372  
373  
374  
375  
376  
377  
378  
379  
380  
381  
382  
383  
384  
385  
386  
387  
388  
389  
390  
391  
392  
393  
394  
395  
396  
397  
398  
399  
400  
401  
402  
403  
404  
405  
406  
407  
408  
409  
410  
411  
412  
413  
414  
415  
416  
417  
418  
419  
420  
421  
422  
423  
424  
425  
426  
427  
428  
429  
430  
431  
432  
433  
434  
435  
436  
437  
438  
439  
440  
441  
442  
443  
444  
445  
446  
447  
448  
449  
450  
451  
452  
453  
454  
455  
456  
457  
458  
459  
460  
461  
462  
463  
464  
465  
466  
467  
468  
469  
470  
471  
472  
473  
474  
475  
476  
477  
478  
479  
480  
481  
482  
483  
484  
485  
486  
487  
488  
489  
490  
491  
492  
493  
494  
495  
496  
497  
498  
499  
500  
501  
502  
503  
504  
505  
506  
507  
508  
509  
510  
511  
512  
513  
514  
515  
516  
517  
518  
519  
520  
521  
522  
523  
524  
525  
526  
527  
528  
529  
530  
531  
532  
533  
534  
535  
536  
537  
538  
539  
540  
541  
542  
543  
544  
545  
546  
547  
548  
549  
550  
551  
552  
553  
554  
555  
556  
557  
558  
559  
560  
561  
562  
563  
564  
565  
566  
567  
568  
569  
570  
571  
572  
573  
574  
575  
576  
577  
578  
579  
580  
581  
582  
583  
584  
585  
586  
587  
588  
589  
590  
591  
592  
593  
594  
595  
596  
597  
598  
599  
600  
601  
602  
603  
604  
605  
606  
607  
608  
609  
610  
611  
612  
613  
614  
615  
616  
617  
618  
619  
620  
621  
622  
623  
624  
625  
626  
627  
628  
629  
630  
631  
632  
633  
634  
635  
636  
637  
638  
639  
640  
641  
642  
643  
644  
645  
646  
647  
648  
649  
650  
651  
652  
653  
654  
655  
656  
657  
658  
659  
660  
661  
662  
663  
664  
665  
666  
667  
668  
669  
670  
671  
672  
673  
674  
675  
676  
677  
678  
679  
680  
681  
682  
683  
684  
685  
686  
687  
688  
689  
690  
691  
692  
693  
694  
695  
696  
697  
698  
699  
700  
701  
702  
703  
704  
705  
706  
707  
708  
709  
710  
711  
712  
713  
714  
715  
716  
717  
718  
719  
720  
721  
722  
723  
724  
725  
726  
727  
728  
729  
730  
731  
732  
733  
734  
735  
736  
737  
738  
739  
740  
741  
742  
743  
744  
745  
746  
747  
748  
749  
750  
751  
752  
753  
754  
755  
756  
757  
758  
759  
760  
761  
762  
763  
764  
765  
766  
767  
768  
769  
770  
771  
772  
773  
774  
775  
776  
777  
778  
779  
780  
781  
782  
783  
784  
785  
786  
787  
788  
789  
790  
791  
792  
793  
794  
795  
796  
797  
798  
799  
800  
801  
802  
803  
804  
805  
806  
807  
808  
809  
810  
811  
812  
813  
814  
815  
816  
817  
818  
819  
820  
821  
822  
823  
824  
825  
826  
827  
828  
829  
830  
831  
832  
833  
834  
835  
836  
837  
838  
839  
840  
841  
842  
843  
844  
845  
846  
847  
848  
849  
850  
851  
852  
853  
854  
855  
856  
857  
858  
859  
860  
861  
862  
863  
864  
865  
866  
867  
868  
869  
870  
871  
872  
873  
874  
875  
876  
877  
878  
879  
880  
881  
882  
883  
884  
885  
886  
887  
888  
889  
890  
891  
892  
893  
894  
895  
896  
897  
898  
899  
900  
901  
902  
903  
904  
905  
906  
907  
908  
909  
910  
911  
912  
913  
914  
915  
916  
917  
918  
919  
920  
921  
922  
923  
924  
925  
926  
927  
928  
929  
930  
931  
932  
933  
934  
935  
936  
937  
938  
939  
940  
941  
942  
943  
944  
945  
946  
947  
948  
949  
950  
951  
952  
953  
954  
955  
956  
957  
958  
959  
960  
961  
962  
963  
964  
965  
966  
967  
968  
969  
970  
971  
972  
973  
974  
975  
976  
977  
978  
979  
980  
981  
982  
983  
984  
985  
986  
987  
988  
989  
990  
991  
992  
993  
994  
995  
996  
997  
998  
999  
1000















## STORAGE POND 1 COMPARISONS

Month2 Aug

| Max of Depth2<br>Row Labels | Column Labels |      |       |       |       |       | Pond Volume |      |            |            |            |            |
|-----------------------------|---------------|------|-------|-------|-------|-------|-------------|------|------------|------------|------------|------------|
|                             | 2014          | 2015 | 2016  | 2017  | 2018  |       | 2019        | 2014 | 2015       | 2016       | 2017       | 2018       |
| 1                           | 11.45         |      |       |       | 12.24 |       | 30,194,718  |      |            |            |            |            |
| 2                           |               |      | 10.28 | 14.73 | 11.97 | 15.70 |             |      | 26,633,801 | 40,470,058 | 31,705,865 | 43,725,633 |
| 3                           |               |      |       |       | 11.72 |       |             |      |            |            | 31,099,462 |            |
| 4                           |               |      |       |       | 11.67 |       |             |      |            |            | 30,797,233 |            |
| 5                           |               |      |       |       | 11.73 |       |             |      |            |            | 31,099,462 |            |
| 6                           |               |      |       |       | 11.66 | 14.72 |             |      |            |            | 30,797,233 | 40,470,058 |
| 7                           |               |      |       |       | 11.63 |       |             |      |            |            | 30,797,233 |            |
| 8                           |               |      |       |       | 11.30 |       |             |      |            |            | 29,594,789 |            |
| 9                           |               |      |       | 14.10 | 11.07 |       |             |      |            | 38,230,673 | 28,997,443 |            |
| 10                          |               |      |       |       | 10.90 |       |             |      |            |            | 28,699,737 |            |
| 11                          |               |      |       |       | 10.58 |       |             |      |            |            | 27,515,349 |            |
| 12                          |               |      | 9.00  |       | 10.31 |       |             |      |            | 23,165,113 | 26,927,009 |            |
| 13                          |               |      |       |       | 9.94  | 14.00 |             |      |            |            | 25,758,017 | 38,230,673 |
| 14                          |               |      |       |       | 9.59  | 13.75 |             |      |            |            | 24,599,248 | 37,280,848 |
| 15                          |               |      |       |       | 9.27  | 13.41 |             |      |            |            | 23,736,861 | 36,336,949 |
| 16                          |               |      |       |       | 8.98  | 12.90 |             |      |            |            | 22,880,191 | 34,776,916 |
| 17                          |               |      |       |       | 8.67  |       |             |      |            |            | 22,029,226 |            |
| 18                          | 10.65         |      |       | 12.65 | 8.34  |       | 27,810,481  |      |            | 33,848,753 | 21,183,951 |            |
| 19                          |               |      |       |       | 8.11  | 11.93 |             |      |            |            | 20,623,588 | 31,705,865 |
| 20                          |               |      |       |       | 7.95  | 11.70 |             |      |            |            | 20,065,745 | 31,099,462 |
| 21                          |               |      |       |       | 7.83  |       |             |      |            |            | 19,787,766 |            |
| 22                          |               |      |       |       | 7.77  |       |             |      |            |            | 19,510,416 |            |
| 23                          |               |      |       |       | 7.84  | 10.96 |             |      |            |            | 19,787,766 | 28,699,737 |
| 24                          |               |      |       |       | 7.82  |       |             |      |            |            | 19,787,766 |            |
| 25                          |               |      |       |       | 7.70  |       |             |      |            |            | 19,510,416 |            |
| 26                          | 10.50         |      |       |       | 7.75  |       | 27,515,349  |      |            |            | 19,510,416 |            |
| 27                          |               |      |       |       | 7.72  |       |             |      |            |            | 19,510,416 |            |
| 28                          |               |      |       |       | 7.49  |       |             |      |            |            | 18,682,128 |            |
| 29                          |               |      |       |       | 7.32  |       |             |      |            |            | 18,407,285 |            |
| 30                          |               |      |       |       | 7.40  |       |             |      |            |            | 18,682,128 |            |
| 31                          |               |      |       |       | 7.09  |       |             |      |            |            | 17,586,506 |            |







| Station | Parameter         | Value | Unit | Limit |
|---------|-------------------|-------|------|-------|
| 101     | Flow              | 100   | gpm  | 100   |
| 102     | Pressure          | 100   | psi  | 100   |
| 103     | Temperature       | 100   | °F   | 100   |
| 104     | pH                | 100   |      | 100   |
| 105     | DO                | 100   | mg/L | 100   |
| 106     | TSS               | 100   | mg/L | 100   |
| 107     | Ammonia           | 100   | mg/L | 100   |
| 108     | Nitrite           | 100   | mg/L | 100   |
| 109     | Nitrate           | 100   | mg/L | 100   |
| 110     | Chlorine          | 100   | mg/L | 100   |
| 111     | Residual Chlorine | 100   | mg/L | 100   |
| 112     | Calcium           | 100   | mg/L | 100   |
| 113     | Magnesium         | 100   | mg/L | 100   |
| 114     | Total Hardness    | 100   | mg/L | 100   |
| 115     | Alkalinity        | 100   | mg/L | 100   |
| 116     | Iron              | 100   | mg/L | 100   |
| 117     | Copper            | 100   | mg/L | 100   |
| 118     | Zinc              | 100   | mg/L | 100   |
| 119     | Lead              | 100   | mg/L | 100   |
| 120     | Cadmium           | 100   | mg/L | 100   |
| 121     | Mercury           | 100   | mg/L | 100   |
| 122     | Chromium          | 100   | mg/L | 100   |
| 123     | Manganese         | 100   | mg/L | 100   |
| 124     | Sulfate           | 100   | mg/L | 100   |
| 125     | Sulfide           | 100   | mg/L | 100   |
| 126     | Phosphate         | 100   | mg/L | 100   |
| 127     | Fluoride          | 100   | mg/L | 100   |
| 128     | Barium            | 100   | mg/L | 100   |
| 129     | Strontium         | 100   | mg/L | 100   |
| 130     | Selenium          | 100   | mg/L | 100   |
| 131     | Vanadium          | 100   | mg/L | 100   |
| 132     | Chloride          | 100   | mg/L | 100   |
| 133     | Bromide           | 100   | mg/L | 100   |
| 134     | Iodide            | 100   | mg/L | 100   |
| 135     | Fluoride          | 100   | mg/L | 100   |
| 136     | Phosphate         | 100   | mg/L | 100   |
| 137     | Nitrate           | 100   | mg/L | 100   |
| 138     | Nitrite           | 100   | mg/L | 100   |
| 139     | Ammonia           | 100   | mg/L | 100   |
| 140     | Total Nitrogen    | 100   | mg/L | 100   |
| 141     | Total Phosphorus  | 100   | mg/L | 100   |
| 142     | Calcium           | 100   | mg/L | 100   |
| 143     | Magnesium         | 100   | mg/L | 100   |
| 144     | Total Hardness    | 100   | mg/L | 100   |
| 145     | Alkalinity        | 100   | mg/L | 100   |
| 146     | Iron              | 100   | mg/L | 100   |
| 147     | Copper            | 100   | mg/L | 100   |
| 148     | Zinc              | 100   | mg/L | 100   |
| 149     | Lead              | 100   | mg/L | 100   |
| 150     | Cadmium           | 100   | mg/L | 100   |
| 151     | Mercury           | 100   | mg/L | 100   |
| 152     | Chromium          | 100   | mg/L | 100   |
| 153     | Manganese         | 100   | mg/L | 100   |
| 154     | Sulfate           | 100   | mg/L | 100   |
| 155     | Sulfide           | 100   | mg/L | 100   |
| 156     | Phosphate         | 100   | mg/L | 100   |
| 157     | Fluoride          | 100   | mg/L | 100   |
| 158     | Barium            | 100   | mg/L | 100   |
| 159     | Strontium         | 100   | mg/L | 100   |
| 160     | Selenium          | 100   | mg/L | 100   |
| 161     | Vanadium          | 100   | mg/L | 100   |
| 162     | Chloride          | 100   | mg/L | 100   |
| 163     | Bromide           | 100   | mg/L | 100   |
| 164     | Iodide            | 100   | mg/L | 100   |
| 165     | Fluoride          | 100   | mg/L | 100   |
| 166     | Phosphate         | 100   | mg/L | 100   |
| 167     | Nitrate           | 100   | mg/L | 100   |
| 168     | Nitrite           | 100   | mg/L | 100   |
| 169     | Ammonia           | 100   | mg/L | 100   |
| 170     | Total Nitrogen    | 100   | mg/L | 100   |
| 171     | Total Phosphorus  | 100   | mg/L | 100   |
| 172     | Calcium           | 100   | mg/L | 100   |
| 173     | Magnesium         | 100   | mg/L | 100   |
| 174     | Total Hardness    | 100   | mg/L | 100   |
| 175     | Alkalinity        | 100   | mg/L | 100   |
| 176     | Iron              | 100   | mg/L | 100   |
| 177     | Copper            | 100   | mg/L | 100   |
| 178     | Zinc              | 100   | mg/L | 100   |
| 179     | Lead              | 100   | mg/L | 100   |
| 180     | Cadmium           | 100   | mg/L | 100   |
| 181     | Mercury           | 100   | mg/L | 100   |
| 182     | Chromium          | 100   | mg/L | 100   |
| 183     | Manganese         | 100   | mg/L | 100   |
| 184     | Sulfate           | 100   | mg/L | 100   |
| 185     | Sulfide           | 100   | mg/L | 100   |
| 186     | Phosphate         | 100   | mg/L | 100   |
| 187     | Fluoride          | 100   | mg/L | 100   |
| 188     | Barium            | 100   | mg/L | 100   |
| 189     | Strontium         | 100   | mg/L | 100   |
| 190     | Selenium          | 100   | mg/L | 100   |
| 191     | Vanadium          | 100   | mg/L | 100   |
| 192     | Chloride          | 100   | mg/L | 100   |
| 193     | Bromide           | 100   | mg/L | 100   |
| 194     | Iodide            | 100   | mg/L | 100   |
| 195     | Fluoride          | 100   | mg/L | 100   |
| 196     | Phosphate         | 100   | mg/L | 100   |
| 197     | Nitrate           | 100   | mg/L | 100   |
| 198     | Nitrite           | 100   | mg/L | 100   |
| 199     | Ammonia           | 100   | mg/L | 100   |
| 200     | Total Nitrogen    | 100   | mg/L | 100   |
| 201     | Total Phosphorus  | 100   | mg/L | 100   |
| 202     | Calcium           | 100   | mg/L | 100   |
| 203     | Magnesium         | 100   | mg/L | 100   |
| 204     | Total Hardness    | 100   | mg/L | 100   |
| 205     | Alkalinity        | 100   | mg/L | 100   |
| 206     | Iron              | 100   | mg/L | 100   |
| 207     | Copper            | 100   | mg/L | 100   |
| 208     | Zinc              | 100   | mg/L | 100   |
| 209     | Lead              | 100   | mg/L | 100   |
| 210     | Cadmium           | 100   | mg/L | 100   |
| 211     | Mercury           | 100   | mg/L | 100   |
| 212     | Chromium          | 100   | mg/L | 100   |
| 213     | Manganese         | 100   | mg/L | 100   |
| 214     | Sulfate           | 100   | mg/L | 100   |
| 215     | Sulfide           | 100   | mg/L | 100   |
| 216     | Phosphate         | 100   | mg/L | 100   |
| 217     | Fluoride          | 100   | mg/L | 100   |
| 218     | Barium            | 100   | mg/L | 100   |
| 219     | Strontium         | 100   | mg/L | 100   |
| 220     | Selenium          | 100   | mg/L | 100   |
| 221     | Vanadium          | 100   | mg/L | 100   |
| 222     | Chloride          | 100   | mg/L | 100   |
| 223     | Bromide           | 100   | mg/L | 100   |
| 224     | Iodide            | 100   | mg/L | 100   |
| 225     | Fluoride          | 100   | mg/L | 100   |
| 226     | Phosphate         | 100   | mg/L | 100   |
| 227     | Nitrate           | 100   | mg/L | 100   |
| 228     | Nitrite           | 100   | mg/L | 100   |
| 229     | Ammonia           | 100   | mg/L | 100   |
| 230     | Total Nitrogen    | 100   | mg/L | 100   |
| 231     | Total Phosphorus  | 100   | mg/L | 100   |
| 232     | Calcium           | 100   | mg/L | 100   |
| 233     | Magnesium         | 100   | mg/L | 100   |
| 234     | Total Hardness    | 100   | mg/L | 100   |
| 235     | Alkalinity        | 100   | mg/L | 100   |
| 236     | Iron              | 100   | mg/L | 100   |
| 237     | Copper            | 100   | mg/L | 100   |
| 238     | Zinc              | 100   | mg/L | 100   |
| 239     | Lead              | 100   | mg/L | 100   |
| 240     | Cadmium           | 100   | mg/L | 100   |
| 241     | Mercury           | 100   | mg/L | 100   |
| 242     | Chromium          | 100   | mg/L | 100   |
| 243     | Manganese         | 100   | mg/L | 100   |
| 244     | Sulfate           | 100   | mg/L | 100   |
| 245     | Sulfide           | 100   | mg/L | 100   |
| 246     | Phosphate         | 100   | mg/L | 100   |
| 247     | Fluoride          | 100   | mg/L | 100   |
| 248     | Barium            | 100   | mg/L | 100   |
| 249     | Strontium         | 100   | mg/L | 100   |
| 250     | Selenium          | 100   | mg/L | 100   |
| 251     | Vanadium          | 100   | mg/L | 100   |
| 252     | Chloride          | 100   | mg/L | 100   |
| 253     | Bromide           | 100   | mg/L | 100   |
| 254     | Iodide            | 100   | mg/L | 100   |
| 255     | Fluoride          | 100   | mg/L | 100   |
| 256     | Phosphate         | 100   | mg/L | 100   |
| 257     | Nitrate           | 100   | mg/L | 100   |
| 258     | Nitrite           | 100   | mg/L | 100   |
| 259     | Ammonia           | 100   | mg/L | 100   |
| 260     | Total Nitrogen    | 100   | mg/L | 100   |
| 261     | Total Phosphorus  | 100   | mg/L | 100   |
| 262     | Calcium           | 100   | mg/L | 100   |
| 263     | Magnesium         | 100   | mg/L | 100   |
| 264     | Total Hardness    | 100   | mg/L | 100   |
| 265     | Alkalinity        | 100   | mg/L | 100   |
| 266     | Iron              | 100   | mg/L | 100   |
| 267     | Copper            | 100   | mg/L | 100   |
| 268     | Zinc              | 100   | mg/L | 100   |
| 269     | Lead              | 100   | mg/L | 100   |
| 270     | Cadmium           | 100   | mg/L | 100   |
| 271     | Mercury           | 100   | mg/L | 100   |
| 272     | Chromium          | 100   | mg/L | 100   |
| 273     | Manganese         | 100   | mg/L | 100   |
| 274     | Sulfate           | 100   | mg/L | 100   |
| 275     | Sulfide           | 100   | mg/L | 100   |
| 276     | Phosphate         | 100   | mg/L | 100   |
| 277     | Fluoride          | 100   | mg/L | 100   |
| 278     | Barium            | 100   | mg/L | 100   |
| 279     | Strontium         | 100   | mg/L | 100   |
| 280     | Selenium          | 100   | mg/L | 100   |
| 281     | Vanadium          | 100   | mg/L | 100   |
| 282     | Chloride          | 100   | mg/L | 100   |
| 283     | Bromide           | 100   | mg/L | 100   |
| 284     | Iodide            | 100   | mg/L | 100   |
| 285     | Fluoride          | 100   | mg/L | 100   |
| 286     | Phosphate         | 100   | mg/L | 100   |
| 287     | Nitrate           | 100   | mg/L | 100   |
| 288     | Nitrite           | 100   | mg/L | 100   |
| 289     | Ammonia           | 100   | mg/L | 100   |
| 290     | Total Nitrogen    | 100   | mg/L | 100   |
| 291     | Total Phosphorus  | 100   | mg/L | 100   |
| 292     | Calcium           | 100   | mg/L | 100   |
| 293     | Magnesium         | 100   | mg/L | 100   |
| 294     | Total Hardness    | 100   | mg/L | 100   |
| 295     | Alkalinity        | 100   | mg/L | 100   |
| 296     | Iron              | 100   | mg/L | 100   |
| 297     | Copper            | 100   | mg/L | 100   |
| 298     | Zinc              | 100   | mg/L | 100   |
| 299     | Lead              | 100   | mg/L | 100   |
| 300     | Cadmium           | 100   | mg/L | 100   |
| 301     | Mercury           | 100   | mg/L | 100   |
| 302     | Chromium          | 100   | mg/L | 100   |
| 303     | Manganese         | 100   | mg/L | 100   |
| 304     | Sulfate           | 100   | mg/L | 100   |
| 305     | Sulfide           | 100   | mg/L | 100   |
| 306     | Phosphate         | 100   | mg/L | 100   |
| 307     | Fluoride          | 100   | mg/L | 100   |
| 308     | Barium            | 100   | mg/L | 100   |
| 309     | Strontium         | 100   | mg/L | 100   |
| 310     | Selenium          | 100   | mg/L | 100   |
| 311     | Vanadium          | 100   | mg/L | 100   |
| 312     | Chloride          | 100   | mg/L | 100   |
| 313     | Bromide           | 100   | mg/L | 100   |
| 314     | Iodide            | 100   | mg/L | 100   |
| 315     | Fluoride          | 100   | mg/L | 100   |
| 316     | Phosphate         | 100   | mg/L | 100   |
| 317     | Nitrate           | 100   | mg/L | 100   |
| 318     | Nitrite           | 100   | mg/L | 100   |
| 319     | Ammonia           | 100   | mg/L | 100   |
| 320     | Total Nitrogen    | 100   | mg/L | 100   |
| 321     | Total Phosphorus  | 100   | mg/L | 100   |
| 322     | Calcium           | 100   | mg/L | 100   |
| 323     | Magnesium         | 100   | mg/L | 100   |
| 324     | Total Hardness    | 100   | mg/L | 100   |
| 325     | Alkalinity        | 100   | mg/L | 100   |
| 326     | Iron              | 100   | mg/L | 100   |
| 327     | Copper            | 100   | mg/L | 100   |
| 328     | Zinc              | 100   | mg/L | 100   |
| 329     | Lead              | 100   | mg/L | 100   |
| 330     | Cadmium           | 100   | mg/L | 100   |
| 331     | Mercury           | 100   | mg/L | 100   |
| 332     | Chromium          | 100   | mg/L | 100   |
| 333     | Manganese         | 100   | mg/L | 100   |
| 334     | Sulfate           | 100   | mg/L | 100   |
| 335     | Sulfide           | 100   | mg/L | 100   |
| 336     | Phosphate         | 100   | mg/L | 100   |
| 337     | Fluoride          | 100   | mg/L | 100   |
| 338     | Barium            | 100   | mg/L | 100   |
| 339     | Strontium         | 100   | mg/L | 100   |
| 340     | Selenium          | 100   | mg/L | 100   |
| 341     | Vanadium          | 100   | mg/L | 100   |
| 342     | Chloride          | 100   | mg/L | 100   |
| 343     | Bromide           | 100   | mg/L | 100   |
| 344     | Iodide            | 100   | mg/L | 100   |
| 345     | Fluoride          | 100   | mg/L | 100   |
| 346     | Phosphate         | 100   | mg/L | 100   |
| 347     | Nitrate           | 100   | mg/L | 100   |
| 348     | Nitrite           | 100   | mg/L | 100   |
| 349     | Ammonia           | 100   | mg/L | 100   |
| 350     | Total Nitrogen    | 100   | mg/L | 100   |
| 351     | Total Phosphorus  | 100   | mg/L | 100   |
| 352     | Calcium           | 100   | mg/L | 100   |
| 353     | Magnesium         | 100   | mg/L | 100   |
| 354     | Total Hardness    | 100   | mg/L | 100   |
| 355     | Alkalinity        | 100   | mg/L | 100   |
| 356     | Iron              | 100   | mg/L | 100   |
| 357     | Copper            | 100   | mg/L | 100   |
| 358     | Zinc              | 100   | mg/L | 100   |
| 359     | Lead              | 100   | mg/L | 100   |
| 360     | Cadmium           | 100   | mg/L | 100   |
| 361     | Mercury           | 100   | mg/L | 100   |
| 362     | Chromium          | 100   | mg/L | 100   |
| 363     | Manganese         | 100   | mg/L | 100   |
| 364     | Sulfate           | 100   | mg/L | 100   |
| 365     | Sulfide           | 100   | mg/L | 100   |
| 366     | Phosphate         | 100   | mg/L | 100   |
| 367     | Fluoride          | 100   | mg/L | 100   |
| 368     | Barium            | 100   | mg/L | 100   |
| 369     | Strontium         | 100   | mg/L | 100   |
| 370     | Selenium          | 100   | mg/L | 100   |
| 371     | Vanadium          | 100   | mg/L | 100   |
| 372     | Chloride          | 100   | mg/L | 100   |
| 373     | Bromide           | 100   | mg/L | 100   |
| 374     | Iodide            | 100   | mg/L | 100   |
| 375     | Fluoride          | 100   | mg/L | 100   |
| 376     | Phosphate         | 100   | mg/L | 100   |
| 377     | Nitrate           | 100   | mg/L | 100   |
| 378     | Nitrite           | 100   | mg/L | 100   |
| 379     | Ammonia           | 100   | mg/L | 100   |
| 380     | Total Nitrogen    | 100   | mg/L | 100   |
| 381     | Total Phosphorus  | 100   | mg/L | 100   |
| 382     | Calcium           | 100   | mg/L | 100   |
| 383     | Magnesium         | 100   | mg/L | 100   |
| 384     | Total Hardness    | 100   | mg/L | 100   |
| 385     | Alkalinity        | 100   | mg/L | 100   |
| 386     | Iron              | 1     |      |       |



.....

.....

.....

.....



.....

1. The first part of the document discusses the importance of maintaining accurate records of all transactions and activities. It emphasizes that proper record-keeping is essential for transparency and accountability, particularly in the context of public administration and government operations. This section also highlights the role of technology in streamlining record management processes and reducing the risk of errors or data loss.

2. The second part of the document focuses on the implementation of robust internal controls and risk management frameworks. It outlines the need for regular audits and assessments to identify potential vulnerabilities and ensure that organizational policies are effectively enforced. This section also discusses the importance of employee training and awareness programs in fostering a culture of compliance and ethical behavior.

3. The third part of the document addresses the challenges of data security and privacy protection in the digital age. It provides guidance on how to safeguard sensitive information from unauthorized access, theft, or disclosure. Key strategies mentioned include implementing strong encryption protocols, conducting regular security updates, and establishing clear data retention and disposal policies.


4. The final part of the document concludes by summarizing the key findings and recommendations. It reiterates the importance of a proactive and holistic approach to governance, one that integrates financial integrity, operational efficiency, and ethical leadership. The document serves as a valuable resource for organizations seeking to enhance their overall performance and public trust.

1. The first part of the document discusses the importance of maintaining accurate records of all transactions and activities. It emphasizes that proper record-keeping is essential for transparency and accountability, particularly in the context of public administration and government operations. This section also highlights the role of technology in streamlining record management processes and reducing the risk of errors or data loss.

2. The second part of the document focuses on the implementation of robust internal controls and risk management frameworks. It outlines the need for regular audits and assessments to identify potential vulnerabilities and ensure that organizational policies are effectively enforced. This section also discusses the importance of employee training and awareness programs in fostering a culture of compliance and ethical behavior.

3. The third part of the document addresses the challenges of data security and privacy protection in the digital age. It provides guidance on how to safeguard sensitive information from unauthorized access, theft, or disclosure. Key strategies mentioned include implementing strong encryption protocols, conducting regular security updates, and establishing clear data retention and disposal policies.


4. The final part of the document concludes by summarizing the key findings and recommendations. It reiterates the importance of a proactive and holistic approach to governance, one that integrates financial integrity, operational efficiency, and ethical leadership. The document serves as a valuable resource for organizations seeking to enhance their overall performance and public trust.







| Year | 2010 | 2011 | 2012 | 2013 | 2014 | 2015 | 2016 | 2017 | 2018 | 2019 | 2020 | 2021 | 2022 | 2023 | 2024 | 2025 | 2026 | 2027 | 2028 | 2029 | 2030 |     |
|------|------|------|------|------|------|------|------|------|------|------|------|------|------|------|------|------|------|------|------|------|------|-----|
| ...  | ...  | ...  | ...  | ...  | ...  | ...  | ...  | ...  | ...  | ...  | ...  | ...  | ...  | ...  | ...  | ...  | ...  | ...  | ...  | ...  | ...  | ... |



| Year | 2010 | 2011 | 2012 | 2013 | 2014 | 2015 | 2016 | 2017 | 2018 | 2019 | 2020 | 2021 | 2022 | 2023 | 2024 | 2025 | 2026 | 2027 | 2028 | 2029 | 2030 |     |
|------|------|------|------|------|------|------|------|------|------|------|------|------|------|------|------|------|------|------|------|------|------|-----|
| ...  | ...  | ...  | ...  | ...  | ...  | ...  | ...  | ...  | ...  | ...  | ...  | ...  | ...  | ...  | ...  | ...  | ...  | ...  | ...  | ...  | ...  | ... |

| Year | 2010 | 2011 | 2012 | 2013 | 2014 | 2015 | 2016 | 2017 | 2018 | 2019 | 2020 | 2021 | 2022 | 2023 | 2024 | 2025 | 2026 | 2027 | 2028 | 2029 | 2030 |     |
|------|------|------|------|------|------|------|------|------|------|------|------|------|------|------|------|------|------|------|------|------|------|-----|
| ...  | ...  | ...  | ...  | ...  | ...  | ...  | ...  | ...  | ...  | ...  | ...  | ...  | ...  | ...  | ...  | ...  | ...  | ...  | ...  | ...  | ...  | ... |

| Year | 2010 | 2011 | 2012 | 2013 | 2014 | 2015 | 2016 | 2017 | 2018 | 2019 | 2020 | 2021 | 2022 | 2023 | 2024 | 2025 | 2026 | 2027 | 2028 | 2029 | 2030 |     |
|------|------|------|------|------|------|------|------|------|------|------|------|------|------|------|------|------|------|------|------|------|------|-----|
| ...  | ...  | ...  | ...  | ...  | ...  | ...  | ...  | ...  | ...  | ...  | ...  | ...  | ...  | ...  | ...  | ...  | ...  | ...  | ...  | ...  | ...  | ... |


| Year | 2010 | 2011 | 2012 | 2013 | 2014 | 2015 | 2016 | 2017 | 2018 | 2019 | 2020 | 2021 | 2022 | 2023 | 2024 | 2025 | 2026 | 2027 | 2028 | 2029 | 2030 |     |
|------|------|------|------|------|------|------|------|------|------|------|------|------|------|------|------|------|------|------|------|------|------|-----|
| ...  | ...  | ...  | ...  | ...  | ...  | ...  | ...  | ...  | ...  | ...  | ...  | ...  | ...  | ...  | ...  | ...  | ...  | ...  | ...  | ...  | ...  | ... |











| Time  | Value 1 | Value 2 | Value 3 | Value 4 |
|-------|---------|---------|---------|---------|
| 00:00 | 10      | 5       | 15      | 10      |
| 00:05 | 12      | 8       | 18      | 12      |
| 00:10 | 15      | 10      | 20      | 15      |
| 00:15 | 18      | 12      | 22      | 18      |
| 00:20 | 20      | 15      | 25      | 20      |
| 00:25 | 22      | 18      | 28      | 22      |
| 00:30 | 25      | 20      | 30      | 25      |
| 00:35 | 28      | 22      | 32      | 28      |
| 00:40 | 30      | 25      | 35      | 30      |
| 00:45 | 32      | 28      | 38      | 32      |
| 00:50 | 35      | 30      | 40      | 35      |
| 00:55 | 38      | 32      | 42      | 38      |
| 01:00 | 40      | 35      | 45      | 40      |
| 01:05 | 42      | 38      | 48      | 42      |
| 01:10 | 45      | 40      | 50      | 45      |
| 01:15 | 48      | 42      | 52      | 48      |
| 01:20 | 50      | 45      | 55      | 50      |
| 01:25 | 52      | 48      | 58      | 52      |
| 01:30 | 55      | 50      | 60      | 55      |
| 01:35 | 58      | 52      | 62      | 58      |
| 01:40 | 60      | 55      | 65      | 60      |
| 01:45 | 62      | 58      | 68      | 62      |
| 01:50 | 65      | 60      | 70      | 65      |
| 01:55 | 68      | 62      | 72      | 68      |
| 02:00 | 70      | 65      | 75      | 70      |
| 02:05 | 72      | 68      | 78      | 72      |
| 02:10 | 75      | 70      | 80      | 75      |
| 02:15 | 78      | 72      | 82      | 78      |
| 02:20 | 80      | 75      | 85      | 80      |
| 02:25 | 82      | 78      | 88      | 82      |
| 02:30 | 85      | 80      | 90      | 85      |
| 02:35 | 88      | 82      | 92      | 88      |
| 02:40 | 90      | 85      | 95      | 90      |
| 02:45 | 92      | 88      | 98      | 92      |
| 02:50 | 95      | 90      | 100     | 95      |
| 02:55 | 98      | 92      | 102     | 98      |
| 03:00 | 100     | 95      | 105     | 100     |
| 03:05 | 102     | 98      | 108     | 102     |
| 03:10 | 105     | 100     | 110     | 105     |
| 03:15 | 108     | 102     | 112     | 108     |
| 03:20 | 110     | 105     | 115     | 110     |
| 03:25 | 112     | 108     | 118     | 112     |
| 03:30 | 115     | 110     | 120     | 115     |
| 03:35 | 118     | 112     | 122     | 118     |
| 03:40 | 120     | 115     | 125     | 120     |
| 03:45 | 122     | 118     | 128     | 122     |
| 03:50 | 125     | 120     | 130     | 125     |
| 03:55 | 128     | 122     | 132     | 128     |
| 04:00 | 130     | 125     | 135     | 130     |
| 04:05 | 132     | 128     | 138     | 132     |
| 04:10 | 135     | 130     | 140     | 135     |
| 04:15 | 138     | 132     | 142     | 138     |
| 04:20 | 140     | 135     | 145     | 140     |
| 04:25 | 142     | 138     | 148     | 142     |
| 04:30 | 145     | 140     | 150     | 145     |
| 04:35 | 148     | 142     | 152     | 148     |
| 04:40 | 150     | 145     | 155     | 150     |
| 04:45 | 152     | 148     | 158     | 152     |
| 04:50 | 155     | 150     | 160     | 155     |
| 04:55 | 158     | 152     | 162     | 158     |
| 05:00 | 160     | 155     | 165     | 160     |
| 05:05 | 162     | 158     | 168     | 162     |
| 05:10 | 165     | 160     | 170     | 165     |
| 05:15 | 168     | 162     | 172     | 168     |
| 05:20 | 170     | 165     | 175     | 170     |
| 05:25 | 172     | 168     | 178     | 172     |
| 05:30 | 175     | 170     | 180     | 175     |
| 05:35 | 178     | 172     | 182     | 178     |
| 05:40 | 180     | 175     | 185     | 180     |
| 05:45 | 182     | 178     | 188     | 182     |
| 05:50 | 185     | 180     | 190     | 185     |
| 05:55 | 188     | 182     | 192     | 188     |
| 06:00 | 190     | 185     | 195     | 190     |
| 06:05 | 192     | 188     | 198     | 192     |
| 06:10 | 195     | 190     | 200     | 195     |
| 06:15 | 198     | 192     | 202     | 198     |
| 06:20 | 200     | 195     | 205     | 200     |
| 06:25 | 202     | 198     | 208     | 202     |
| 06:30 | 205     | 200     | 210     | 205     |
| 06:35 | 208     | 202     | 212     | 208     |
| 06:40 | 210     | 205     | 215     | 210     |
| 06:45 | 212     | 208     | 218     | 212     |
| 06:50 | 215     | 210     | 220     | 215     |
| 06:55 | 218     | 212     | 222     | 218     |
| 07:00 | 220     | 215     | 225     | 220     |
| 07:05 | 222     | 218     | 228     | 222     |
| 07:10 | 225     | 220     | 230     | 225     |
| 07:15 | 228     | 222     | 232     | 228     |
| 07:20 | 230     | 225     | 235     | 230     |
| 07:25 | 232     | 228     | 238     | 232     |
| 07:30 | 235     | 230     | 240     | 235     |
| 07:35 | 238     | 232     | 242     | 238     |
| 07:40 | 240     | 235     | 245     | 240     |
| 07:45 | 242     | 238     | 248     | 242     |
| 07:50 | 245     | 240     | 250     | 245     |
| 07:55 | 248     | 242     | 252     | 248     |
| 08:00 | 250     | 245     | 255     | 250     |
| 08:05 | 252     | 248     | 258     | 252     |
| 08:10 | 255     | 250     | 260     | 255     |
| 08:15 | 258     | 252     | 262     | 258     |
| 08:20 | 260     | 255     | 265     | 260     |
| 08:25 | 262     | 258     | 268     | 262     |
| 08:30 | 265     | 260     | 270     | 265     |
| 08:35 | 268     | 262     | 272     | 268     |
| 08:40 | 270     | 265     | 275     | 270     |
| 08:45 | 272     | 268     | 278     | 272     |
| 08:50 | 275     | 270     | 280     | 275     |
| 08:55 | 278     | 272     | 282     | 278     |
| 09:00 | 280     | 275     | 285     | 280     |
| 09:05 | 282     | 278     | 288     | 282     |
| 09:10 | 285     | 280     | 290     | 285     |
| 09:15 | 288     | 282     | 292     | 288     |
| 09:20 | 290     | 285     | 295     | 290     |
| 09:25 | 292     | 288     | 298     | 292     |
| 09:30 | 295     | 290     | 300     | 295     |
| 09:35 | 298     | 292     | 302     | 298     |
| 09:40 | 300     | 295     | 305     | 300     |
| 09:45 | 302     | 298     | 308     | 302     |
| 09:50 | 305     | 300     | 310     | 305     |
| 09:55 | 308     | 302     | 312     | 308     |
| 10:00 | 310     | 305     | 315     | 310     |
| 10:05 | 312     | 308     | 318     | 312     |
| 10:10 | 315     | 310     | 320     | 315     |
| 10:15 | 318     | 312     | 322     | 318     |
| 10:20 | 320     | 315     | 325     | 320     |
| 10:25 | 322     | 318     | 328     | 322     |
| 10:30 | 325     | 320     | 330     | 325     |
| 10:35 | 328     | 322     | 332     | 328     |
| 10:40 | 330     | 325     | 335     | 330     |
| 10:45 | 332     | 328     | 338     | 332     |
| 10:50 | 335     | 330     | 340     | 335     |
| 10:55 | 338     | 332     | 342     | 338     |
| 11:00 | 340     | 335     | 345     | 340     |
| 11:05 | 342     | 338     | 348     | 342     |
| 11:10 | 345     | 340     | 350     | 345     |
| 11:15 | 348     | 342     | 352     | 348     |
| 11:20 | 350     | 345     | 355     | 350     |
| 11:25 | 352     | 348     | 358     | 352     |
| 11:30 | 355     | 350     | 360     | 355     |
| 11:35 | 358     | 352     | 362     | 358     |
| 11:40 | 360     | 355     | 365     | 360     |
| 11:45 | 362     | 358     | 368     | 362     |
| 11:50 | 365     | 360     | 370     | 365     |
| 11:55 | 368     | 362     | 372     | 368     |
| 12:00 | 370     | 365     | 375     | 370     |
| 12:05 | 372     | 368     | 378     | 372     |
| 12:10 | 375     | 370     | 380     | 375     |
| 12:15 | 378     | 372     | 382     | 378     |
| 12:20 | 380     | 375     | 385     | 380     |
| 12:25 | 382     | 378     | 388     | 382     |
| 12:30 | 385     | 380     | 390     | 385     |
| 12:35 | 388     | 382     | 392     | 388     |
| 12:40 | 390     | 385     | 395     | 390     |
| 12:45 | 392     | 388     | 398     | 392     |
| 12:50 | 395     | 390     | 400     | 395     |
| 12:55 | 398     | 392     | 402     | 398     |
| 13:00 | 400     | 395     | 405     | 400     |
| 13:05 | 402     | 398     | 408     | 402     |
| 13:10 | 405     | 400     | 410     | 405     |
| 13:15 | 408     | 402     | 412     | 408     |
| 13:20 | 410     | 405     | 415     | 410     |
| 13:25 | 412     | 408     | 418     | 412     |
| 13:30 | 415     | 410     | 420     | 415     |
| 13:35 | 418     | 412     | 422     | 418     |
| 13:40 | 420     | 415     | 425     | 420     |
| 13:45 | 422     | 418     | 428     | 422     |
| 13:50 | 425     | 420     | 430     | 425     |
| 13:55 | 428     | 422     | 432     | 428     |
| 14:00 | 430     | 425     | 435     | 430     |
| 14:05 | 432     | 428     | 438     | 432     |
| 14:10 | 435     | 430     | 440     | 435     |
| 14:15 | 438     | 432     | 442     | 438     |
| 14:20 | 440     | 435     | 445     | 440     |
| 14:25 | 442     | 438     | 448     | 442     |
| 14:30 | 445     | 440     | 450     | 445     |
| 14:35 | 448     | 442     | 452     | 448     |
| 14:40 | 450     | 445     | 455     | 450     |
| 14:45 | 452     | 448     | 458     | 452     |
| 14:50 | 455     | 450     | 460     | 455     |
| 14:55 | 458     | 452     | 462     | 458     |
| 15:00 | 460     | 455     | 465     | 460     |
| 15:05 | 462     | 458     | 468     | 462     |
| 15:10 | 465     | 460     | 470     | 465     |
| 15:15 | 468     | 462     | 472     | 468     |
| 15:20 | 470     | 465     | 475     | 470     |
| 15:25 | 472     | 468     | 478     | 472     |
| 15:30 | 475     | 470     | 480     | 475     |
| 15:35 | 478     | 472     | 482     | 478     |
| 15:40 | 480     | 475     | 485     | 480     |
| 15:45 | 482     | 478     | 488     | 482     |
| 15:50 | 485     | 480     | 490     | 485     |
| 15:55 | 488     | 482     | 492     | 488     |
| 16:00 | 490     | 485     | 495     | 490     |
| 16:05 | 492     | 488     | 498     | 492     |
| 16:10 | 495     | 490     | 500     | 495     |
| 16:15 | 498     | 492     | 502     | 498     |
| 16:20 | 500     | 495     | 505     | 500     |
| 16:25 | 502     | 498     | 508     | 502     |
| 16:30 | 505     | 500     | 510     | 505     |
| 16:35 | 508     | 502     | 512     | 508     |
| 16:40 | 510     | 505     | 515     | 510     |
| 16:45 | 512     | 508     | 518     | 512     |
| 16:50 | 515     | 510     | 520     | 515     |
| 16:55 | 518     | 512     | 522     | 518     |
| 17:00 | 520     | 515     | 525     | 520     |
| 17:05 | 522     | 518     | 528     | 522     |
| 17:10 | 525     | 520     | 530     | 525     |
| 17:15 | 528     | 522     | 532     | 528     |
| 17:20 | 530     | 525     | 535     | 530     |
| 17:25 | 532     | 528     | 538     | 532     |
| 17:30 | 535     | 530     | 540     | 535     |
| 17:35 | 538     | 532     | 542     | 538     |
| 17:40 | 540     | 535     | 545     | 540     |
| 17:45 | 542     | 538     | 548     | 542     |
| 17:50 | 545     | 540     | 550     | 545     |
| 17:55 | 548     | 542     | 552     | 548     |
| 18:00 | 550     | 545     | 555     | 550     |
| 18:05 | 552     | 548     | 558     | 552     |
| 18:10 | 555     | 550     | 560     | 555     |
| 18:15 | 558     | 552     | 562     | 558     |
| 18:20 | 560     | 555     | 565     | 560     |
| 18:25 | 562     | 558     | 568     | 562     |
| 18:30 | 565     | 560     | 570     | 565     |
| 18:35 | 568     | 562     | 572     | 568     |
| 18:40 | 570     | 565     | 575     | 570     |
| 18:45 | 572     | 568     | 578     | 572     |
| 18:50 | 575     | 570     | 580     | 575     |
| 18:55 | 578     | 572     | 582     | 578     |
| 19:00 | 580     | 575     | 585     | 580     |
| 19:05 | 582     | 578     | 588     | 582     |
| 19:10 | 585     | 580     | 590     | 585     |
| 19:15 | 588     | 582     | 592     | 588     |
| 19:20 | 590     | 585     | 595     | 590     |
| 19:25 | 592     | 588     | 598     | 592     |
| 19:30 | 595     | 590     | 600     | 595     |
| 19:35 | 598     | 592     | 602     | 598     |
| 19:40 | 600     | 595     | 605     | 600     |
| 19:45 | 602     | 598     | 608     | 602     |
| 19:50 | 605     | 600     | 610     | 605     |
| 19:55 | 608     | 602     | 612     | 608     |
| 20:00 | 610     | 605     | 615     | 610     |
| 20:05 | 612     | 608     | 618     | 612     |
| 20:10 | 615     | 610     | 620     | 615     |
| 20:15 | 618     | 612     | 622     | 618     |
| 20:20 | 620     | 615     | 625     | 620     |
| 20:25 | 622     | 618     | 628     | 622     |
| 20:30 | 625     | 620     | 630     | 625     |
| 20:35 | 628     | 622     | 632     | 628     |
| 20:40 | 630     | 625     | 635     | 630     |
| 20:45 | 632     | 628     | 638     | 632     |
| 20:50 | 635     | 630     | 640     | 635     |
| 20:55 | 638     | 632     | 642     | 638     |
| 21:00 | 640     | 635     | 645     | 640     |
| 21:05 | 642     | 638     | 648     | 642     |
| 21:10 | 645     | 640     | 650     | 645     |
| 21:15 | 648     | 642     | 652     | 648     |
| 21:20 | 650     | 645     | 655     | 650     |
| 21:25 | 652     | 648     | 658     | 652     |
| 21:30 | 655     | 650     | 660     | 655     |
| 21:35 | 658     | 652     | 662     | 658     |
| 21:40 | 660     | 655     | 665     | 660     |
| 21:45 | 662     | 658     | 668     | 662     |
| 21:50 | 665     | 660     | 670     | 665     |
| 21:55 | 668     |         |         |         |

.....

.....

.....

.....

.....

.....

.....







| Item | Value |
|------|-------|
| ...  | ...   |

| Category | Sub-Category | Value |
|----------|--------------|-------|
| ...      | ...          | ...   |

| Item | Value |
|------|-------|
| ...  | ...   |

| Row Labels         | Count of MEADOW FLOWS | Sum of MEADOW FLOWS2 | Average of MEADOW FLOWS2 | Max of MEADOW FLOWS2 |
|--------------------|-----------------------|----------------------|--------------------------|----------------------|
| 1993               | 30-Dec-1900           | #####                | 320,788                  | 877,360.0            |
| 1994               | 30-Dec-1900           | #####                | 220,779                  | 486,800.0            |
| 1995               | 30-Dec-1900           | #####                | 247,653                  | 719,375.0            |
| 1996               | 31-Dec-1900           | #####                | 217,375                  | 673,730.0            |
| 1997               | 30-Dec-1900           | #####                | 301,750                  | 904,312.7            |
| 1998               | 30-Dec-1900           | #####                | 274,227                  | 715,912.5            |
| 1999               | 30-Dec-1900           | #####                | 232,920                  | 420,050.2            |
| 2000               | 31-Dec-1900           | #####                | 233,939                  | 422,286.0            |
| 2001               | 30-Dec-1900           | #####                | 234,157                  | 426,676.7            |
| 2002               | 30-Dec-1900           | #####                | 237,739                  | 416,722.6            |
| 2003               | 30-Dec-1900           | #####                | 239,610                  | 487,111.3            |
| 2004               | 31-Dec-1900           | #####                | 225,417                  | 463,762.1            |
| 2005               | 30-Dec-1900           | #####                | 263,126                  | 674,000.0            |
| 2006               | 30-Dec-1900           | #####                | 344,944                  | 715,000.0            |
| 2007               | 30-Dec-1900           | #####                | 304,552                  | 585,000.0            |
| 2008               | 31-Dec-1900           | #####                | 326,374                  | 724,000.0            |
| 2009               | 30-Dec-1900           | #####                | 296,132                  | 567,000.0            |
| 2010               | 30-Dec-1900           | #####                | 293,479                  | 953,000.0            |
| 2011               | 30-Dec-1900           | #####                | 361,145                  | 1,075,000.0          |
| 2012               | 31-Dec-1900           | #####                | 298,653                  | 638,000.0            |
| 2013               | 30-Dec-1900           | #####                | 312,096                  | 684,000.0            |
| 2014               | 30-Dec-1900           | #####                | 364,570                  | 656,000.0            |
| 2015               | 30-Dec-1900           | #####                | 336,966                  | 671,000.0            |
| 2016               | 31-Dec-1900           | #####                | 380,555                  | 718,000.0            |
| 2017               | 30-Dec-1900           | #####                | 425,773                  | 728,000.0            |
| 2018               | 30-Dec-1900           | #####                | 463,910                  | 892,000.0            |
| 2019               | 30-Dec-1900           | #####                | 436,408                  | 889,000.0            |
| 2020               | 31-Dec-1900           | #####                | 504,988                  | 890,000.0            |
| <b>Grand Total</b> | <b>31-Dec-1927</b>    | <b>#####</b>         | <b>308,571</b>           | <b>1,075,000.0</b>   |

.....

.....

.....

.....

.....

.....

.....

.....

.....

.....

.....

.....

.....

.....

.....

.....

.....

.....

.....

.....

.....

.....

.....

.....

.....

.....

.....

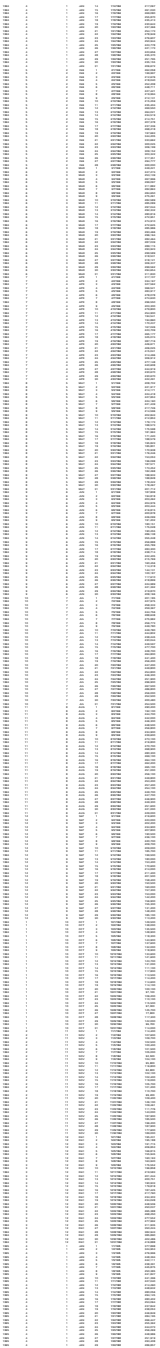
.....

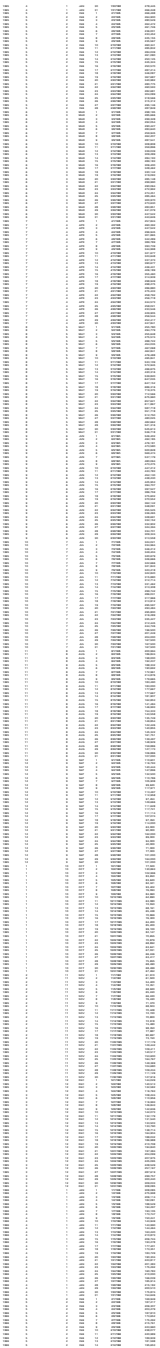
.....

.....

.....



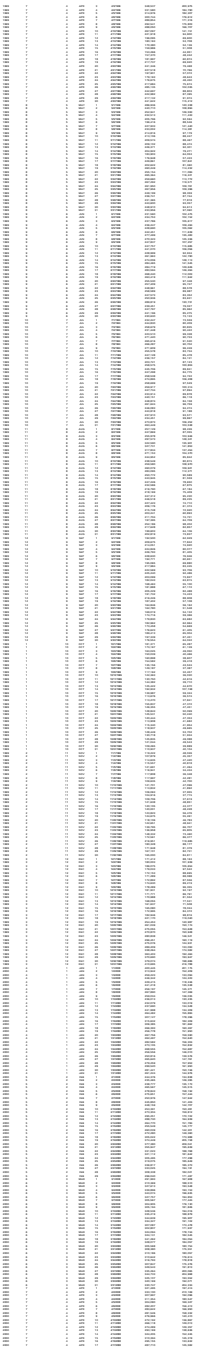


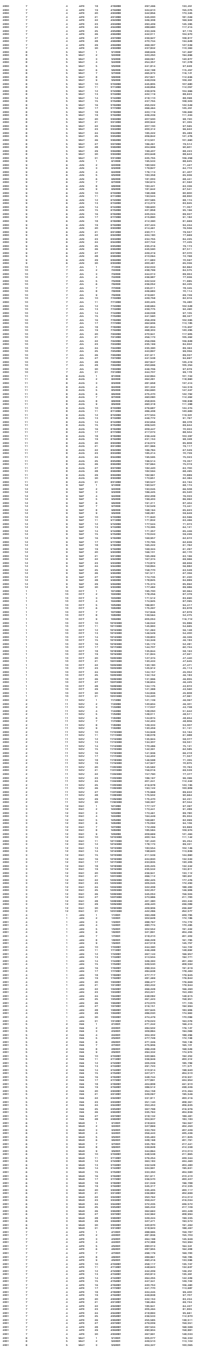


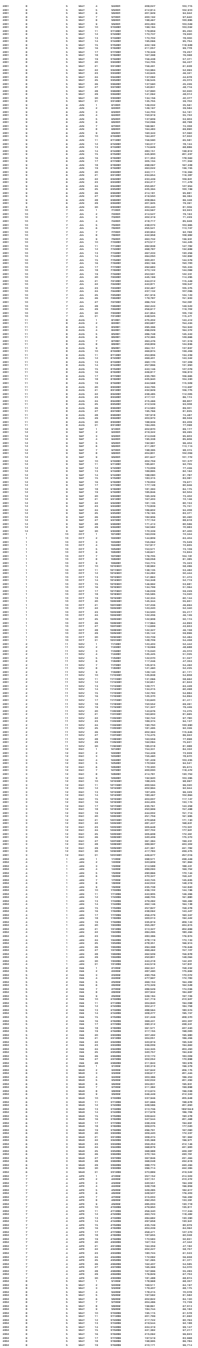




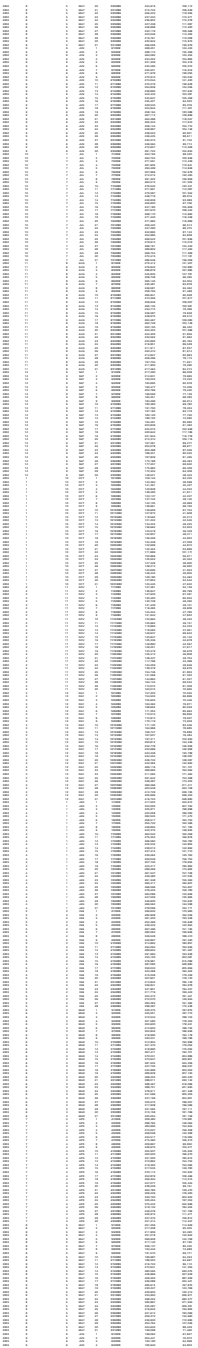




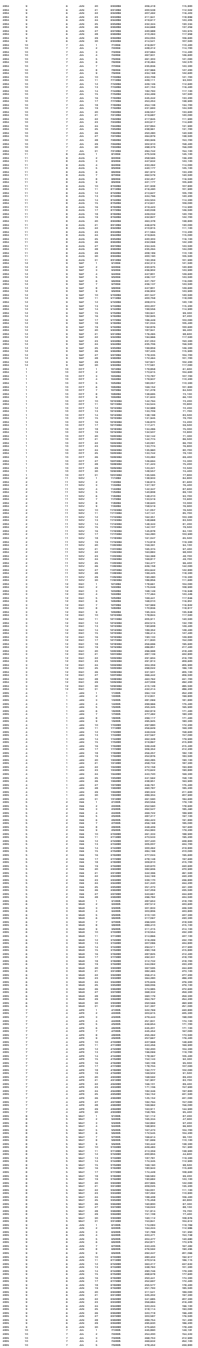






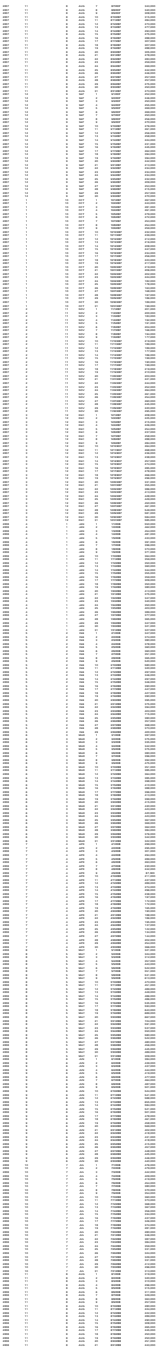


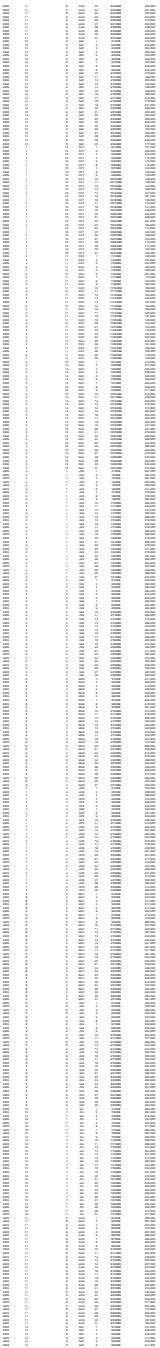


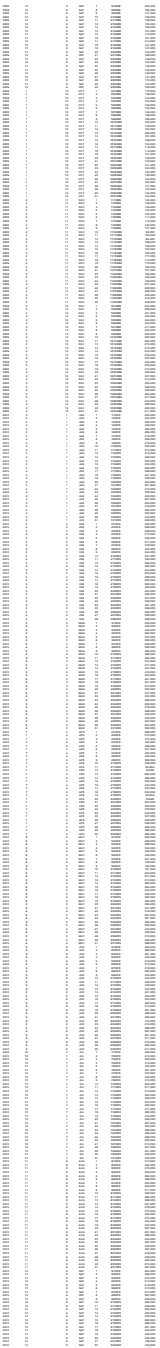




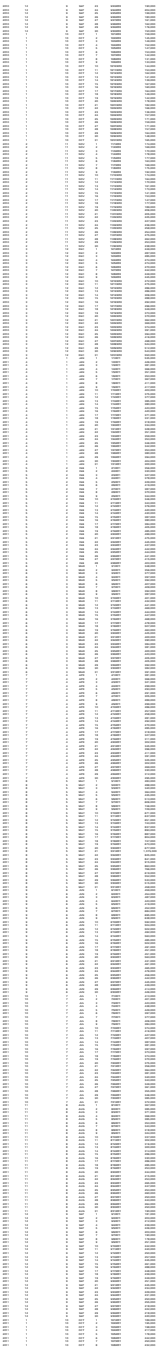


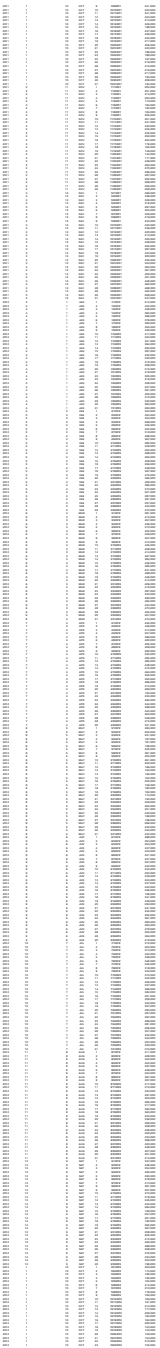


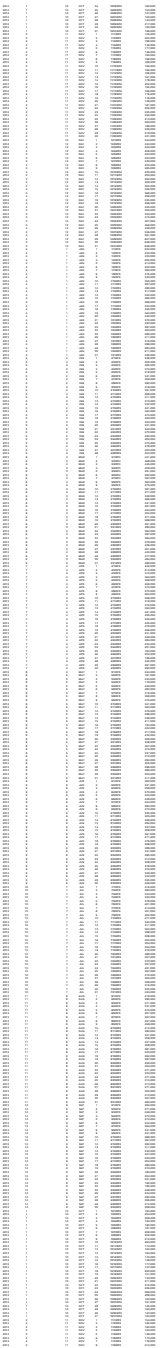






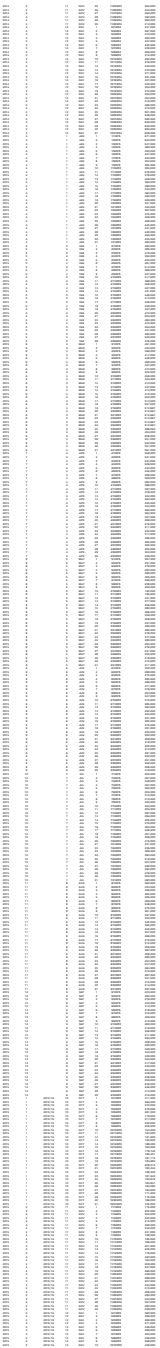


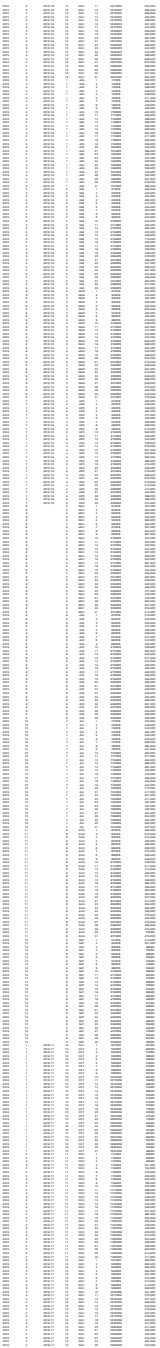




.....

.....



















BIG SKY WATER AND SEWER DISTRICT #363

FLOW COMPARISON IN GALLONS PER DAY: 2011-2020

DECEMBER

| DAY          | 2011         | 2012         | 2013         | 2014         | 2015         | 2016         | 2017         | 2018         | % Difference<br>2017 to 2018 | 2019         | % Difference<br>2018 to 2019 | 2020         | % Difference<br>2019 to 2020 |
|--------------|--------------|--------------|--------------|--------------|--------------|--------------|--------------|--------------|------------------------------|--------------|------------------------------|--------------|------------------------------|
| 1            | 299,000      | 244,000      | 324,000      | 241,000      | 260,000      | 284,000      | 330,000      | 238,000      | -27.9%                       | 295,000      | 23.9%                        | 336,000      | 13.9%                        |
| 2            | 338,000      | 243,000      | 310,000      | 267,000      | 296,000      | 260,000      | 322,000      | 239,000      | -25.8%                       | 305,000      | 27.6%                        | 364,000      | 19.3%                        |
| 3            | 326,000      | 224,000      | 246,000      | 272,000      | 289,000      | 264,000      | 352,000      | 226,000      | -35.8%                       | 283,000      | 25.2%                        | 369,000      | 30.4%                        |
| 4            | 318,000      | 209,000      | 256,000      | 283,000      | 371,000      | 265,000      | 321,000      | 232,000      | -27.7%                       | 306,000      | 31.9%                        | 418,000      | 36.6%                        |
| 5            | 297,000      | 223,000      | 234,000      | 247,000      | 336,000      | 267,000      | 326,000      | 228,000      | -30.1%                       | 308,000      | 35.1%                        | 421,000      | 36.7%                        |
| 6            | 304,000      | 234,000      | 276,000      | 240,000      | 299,000      | 275,000      | 329,000      | 261,000      | -20.7%                       | 380,000      | 45.6%                        | 452,000      | 18.9%                        |
| 7            | 329,000      | 230,000      | 278,000      | 239,000      | 303,000      | 314,000      | 329,000      | 324,000      | -1.5%                        | 384,000      | 18.5%                        | 413,000      | 7.6%                         |
| 8            | 219,000      | 223,000      | 282,000      | 269,000      | 326,000      | 313,000      | 349,000      | 328,000      | -6.0%                        | 349,000      | 6.4%                         | 363,000      | 4.0%                         |
| 9            | 234,000      | 265,000      | 271,000      | 315,000      | 268,000      | 395,000      | 375,000      | 334,000      | -10.9%                       | 303,000      | -9.3%                        | 366,000      | 20.8%                        |
| 10           | 240,000      | 225,000      | 254,000      | 292,000      | 238,000      | 351,000      | 368,000      | 297,000      | -19.3%                       | 285,000      | -4.0%                        | 376,000      | 31.9%                        |
| 11           | 236,000      | 250,000      | 297,000      | 276,000      | 253,000      | 375,000      | 365,000      | 258,000      | -29.3%                       | 396,000      | 53.5%                        | 399,000      | 0.8%                         |
| 12           | 220,000      | 264,000      | 334,000      | 232,000      | 280,000      | 341,000      | 331,000      | 313,000      | -5.4%                        | 350,000      | 11.8%                        | 413,000      | 18.0%                        |
| 13           | 213,000      | 300,000      | 384,000      | 270,000      | 289,000      | 356,000      | 300,000      | 315,000      | 5.0%                         | 321,000      | 1.9%                         | 427,000      | 33.0%                        |
| 14           | 220,000      | 302,000      | 363,000      | 271,000      | 293,000      | 352,000      | 356,000      | 336,000      | -5.6%                        | 385,000      | 14.6%                        | 428,000      | 11.2%                        |
| 15           | 228,000      | 335,000      | 385,000      | 291,000      | 328,000      | 316,000      | 349,000      | 371,000      | 6.3%                         | 345,000      | -7.0%                        | 478,000      | 38.6%                        |
| 16           | 255,000      | 366,000      | 351,000      | 327,000      | 331,000      | 327,000      | 387,000      | 395,000      | 2.1%                         | 373,000      | -5.6%                        | 480,000      | 28.7%                        |
| 17           | 287,000      | 356,000      | 353,000      | 340,000      | 334,000      | 379,000      | 422,000      | 367,000      | -13.0%                       | 405,000      | 10.4%                        | 489,000      | 20.7%                        |
| 18           | 322,000      | 335,000      | 345,000      | 304,000      | 358,000      | 402,000      | 417,000      | 297,000      | -28.8%                       | 436,000      | 46.8%                        | 497,000      | 14.0%                        |
| 19           | 300,000      | 296,000      | 358,000      | 273,000      | 363,000      | 377,000      | 402,000      | 338,000      | -15.9%                       | 418,000      | 23.7%                        | 503,000      | 20.3%                        |
| 20           | 335,000      | 325,000      | 340,000      | 304,000      | 381,000      | 417,000      | 433,000      | 341,000      | -21.2%                       | 393,000      | 15.2%                        | 525,000      | 33.6%                        |
| 21           | 343,000      | 355,000      | 335,000      | 353,000      | 421,000      | 425,000      | 451,000      | 375,000      | -16.9%                       | 398,000      | 6.1%                         | 538,000      | 35.2%                        |
| 22           | 363,000      | 324,000      | 380,000      | 416,000      | 436,000      | 423,000      | 447,000      | 417,000      | -6.7%                        | 512,000      | 22.8%                        | 554,000      | 8.2%                         |
| 23           | 401,000      | 415,000      | 415,000      | 486,000      | 443,000      | 444,000      | 509,000      | 493,000      | -3.1%                        | 510,000      | 3.4%                         | 555,000      | 8.8%                         |
| 24           | 400,000      | 407,000      | 501,000      | 472,000      | 475,000      | 482,000      | 439,000      | 495,000      | 12.8%                        | 567,000      | 14.5%                        | 558,000      | -1.6%                        |
| 25           | 401,000      | 456,000      | 508,000      | 501,000      | 488,000      | 502,000      | 609,000      | 499,000      | -18.1%                       | 558,000      | 11.8%                        | 529,000      | -5.2%                        |
| 26           | 426,000      | 439,000      | 528,000      | 528,000      | 506,000      | 555,000      | 579,000      | 523,000      | -9.7%                        | 588,000      | 12.4%                        | 545,000      | -7.3%                        |
| 27           | 460,000      | 536,000      | 575,000      | 590,000      | 553,000      | 540,000      | 610,000      | 590,000      | -3.3%                        | 590,000      | 0.0%                         | 564,000      | -4.4%                        |
| 28           | 468,000      | 561,000      | 609,000      | 626,000      | 598,000      | 606,000      | 651,000      | 629,000      | -3.4%                        | 625,000      | -0.6%                        | 581,000      | -7.0%                        |
| 29           | 492,000      | 627,000      | 684,000      | 630,000      | 547,000      | 642,000      | 673,000      | 633,000      | -5.9%                        | 667,000      | 5.4%                         | 576,000      | -13.6%                       |
| 30           | 508,000      | 636,000      | 629,000      | 584,000      | 577,000      | 612,000      | 684,000      | 641,000      | -6.3%                        | 681,000      | 6.2%                         | 580,000      | -14.8%                       |
| 31           | 537,000      | 638,000      | 634,000      | 608,000      | 622,000      | 644,000      | 688,000      | 650,000      | -5.5%                        | 698,000      | 0.07                         | 637,000      | -8.7%                        |
| <b>TOTAL</b> | <b>10.32</b> | <b>10.84</b> | <b>12.04</b> | <b>11.35</b> | <b>11.86</b> | <b>12.51</b> | <b>13.50</b> | <b>11.98</b> | <b>-12.2%</b>                | <b>13.41</b> |                              | <b>14.73</b> | <b>13.8%</b>                 |
| AVERAGE      | 332,871      | 349,774      | 388,355      | 366,032      | 382,645      | 403,387      | 435,581      | 386,548      |                              | 432,710      |                              | 475,290      | 0                            |
| MAXIMUM      | 537,000      | 638,000      | 684,000      | 630,000      | 622,000      | 644,000      | 688,000      | 650,000      |                              | 698,000      |                              | 637,000      |                              |
| MINIMUM      | 213,000      | 209,000      | 234,000      | 232,000      | 238,000      | 260,000      | 300,000      | 226,000      |                              | 283,000      |                              | 336,000      |                              |

BIG SKY WATER AND SEWER DISTRICT #363

FLOW COMPARISON IN GALLONS PER DAY: 2011-2020

NOVEMBER

| DAY          | 2011        | 2012        | 2013        | 2014        | 2015        | 2016        | 2017        | 2018        | % Difference<br>2017 to 2018 | 2019        | % Difference<br>2018 to 2019 | 2020        | % Difference<br>2019 to 2020 |
|--------------|-------------|-------------|-------------|-------------|-------------|-------------|-------------|-------------|------------------------------|-------------|------------------------------|-------------|------------------------------|
| 1            | 202,000     | 145,000     | 154,000     | 140,000     | 175,000     | 290,000     | 237,000     | 269,000     | 13.5%                        | 271,000     | 0.7%                         | 262,000     | -3.3%                        |
| 2            | 201,000     | 202,000     | 165,000     | 147,000     | 205,000     | 294,000     | 250,000     | 260,000     | 4.0%                         | 296,000     | 13.8%                        | 276,000     | -6.8%                        |
| 3            | 213,000     | 188,000     | 162,000     | 141,000     | 202,000     | 288,000     | 297,000     | 261,000     | -12.1%                       | 276,000     | 5.7%                         | 264,000     | -4.3%                        |
| 4            | 203,000     | 149,000     | 150,000     | 147,000     | 240,000     | 301,000     | 277,000     | 279,000     | 0.7%                         | 296,000     | 6.1%                         | 261,000     | -11.8%                       |
| 5            | 173,000     | 177,000     | 136,000     | 190,000     | 215,000     | 193,000     | 258,000     | 279,000     | 8.1%                         | 261,000     | -6.5%                        | 264,000     | 1.1%                         |
| 6            | 184,000     | 136,000     | 173,000     | 183,000     | 269,000     | 216,000     | 263,000     | 281,000     | 6.8%                         | 224,000     | -20.3%                       | 253,000     | 12.9%                        |
| 7            | 195,000     | 195,000     | 178,000     | 150,000     | 232,000     | 206,000     | 263,000     | 204,000     | -22.4%                       | 277,000     | 35.8%                        | 288,000     | 4.0%                         |
| 8            | 184,000     | 196,000     | 214,000     | 141,000     | 231,000     | 225,000     | 227,000     | 255,000     | 12.3%                        | 242,000     | -5.1%                        | 256,000     | 5.8%                         |
| 9            | 205,000     | 189,000     | 218,000     | 153,000     | 198,000     | 185,000     | 233,000     | 228,000     | -2.1%                        | 226,000     | -0.9%                        | 278,000     | 23.0%                        |
| 10           | 201,000     | 182,000     | 209,000     | 160,000     | 185,000     | 275,000     | 232,000     | 225,000     | -3.0%                        | 235,000     | 4.4%                         | 263,000     | 11.9%                        |
| 11           | 241,000     | 165,000     | 223,000     | 175,000     | 186,000     | 288,000     | 223,000     | 225,000     | 0.9%                         | 224,000     | -0.4%                        | 275,000     | 22.8%                        |
| 12           | 230,000     | 166,000     | 178,000     | 272,000     | 201,000     | 199,000     | 255,000     | 225,000     | -11.8%                       | 250,000     | 11.1%                        | 305,000     | 22.0%                        |
| 13           | 245,000     | 161,000     | 132,000     | 260,000     | 225,000     | 228,000     | 260,000     | 235,000     | -16.5%                       | 272,000     | 15.7%                        | 322,000     | 18.4%                        |
| 14           | 235,000     | 178,000     | 181,000     | 293,000     | 176,000     | 300,000     | 294,000     | 217,000     | 6.8%                         | 287,000     | 32.3%                        | 289,000     | 0.7%                         |
| 15           | 250,000     | 202,000     | 170,000     | 264,000     | 220,000     | 270,000     | 290,000     | 314,000     | -7.6%                        | 335,000     | 6.7%                         | 263,000     | -21.5%                       |
| 16           | 252,000     | 195,000     | 160,000     | 246,000     | 162,000     | 306,000     | 300,000     | 268,000     | -29.0%                       | 236,000     | -11.9%                       | 253,000     | 7.2%                         |
| 17           | 176,000     | 168,000     | 149,000     | 272,000     | 209,000     | 221,000     | 295,000     | 213,000     | -27.5%                       | 277,000     | 30.0%                        | 266,000     | -4.0%                        |
| 18           | 165,000     | 176,000     | 203,000     | 298,000     | 227,000     | 285,000     | 267,000     | 214,000     | -26.6%                       | 239,000     | 11.7%                        | 267,000     | 11.7%                        |
| 19           | 149,000     | 176,000     | 156,000     | 309,000     | 266,000     | 303,000     | 268,000     | 196,000     | -20.9%                       | 295,000     | 50.5%                        | 290,000     | -1.7%                        |
| 20           | 142,000     | 128,000     | 182,000     | 322,000     | 229,000     | 305,000     | 278,000     | 212,000     | -13.7%                       | 287,000     | 35.4%                        | 318,000     | 10.8%                        |
| 21           | 171,000     | 181,000     | 186,000     | 307,000     | 289,000     | 276,000     | 276,000     | 240,000     | -13.0%                       | 263,000     | 9.6%                         | 314,000     | 19.4%                        |
| 22           | 248,000     | 205,000     | 222,000     | 200,000     | 257,000     | 236,000     | 247,000     | 306,000     | 23.9%                        | 334,000     | 9.2%                         | 345,000     | 3.3%                         |
| 23           | 264,000     | 235,000     | 220,000     | 215,000     | 244,000     | 233,000     | 289,000     | 306,000     | 5.9%                         | 289,000     | -5.6%                        | 344,000     | 19.0%                        |
| 24           | 270,000     | 240,000     | 221,000     | 251,000     | 315,000     | 273,000     | 336,000     | 306,000     | -8.9%                        | 354,000     | 15.7%                        | 395,000     | 11.6%                        |
| 25           | 296,000     | 213,000     | 195,000     | 264,000     | 208,000     | 254,000     | 333,000     | 306,000     | -8.1%                        | 337,000     | 10.1%                        | 417,000     | 23.7%                        |
| 26           | 297,000     | 200,000     | 284,000     | 242,000     | 290,000     | 300,000     | 290,000     | 306,000     | 5.5%                         | 285,000     | -6.9%                        | 461,000     | 61.8%                        |
| 27           | 292,000     | 189,000     | 291,000     | 264,000     | 244,000     | 239,000     | 343,000     | 288,000     | -16.0%                       | 346,000     | 20.1%                        | 487,000     | 40.8%                        |
| 28           | 268,000     | 229,000     | 319,000     | 292,000     | 257,000     | 263,000     | 360,000     | 288,000     | -20.0%                       | 392,000     | 36.1%                        | 479,000     | 22.2%                        |
| 29           | 256,000     | 219,000     | 373,000     | 260,000     | 260,000     | 314,000     | 330,000     | 244,000     | -26.1%                       | 333,000     | 36.5%                        | 461,000     | 38.4%                        |
| 30           | 259,000     | 231,000     | 309,000     | 214,000     | 248,000     | 311,000     | 330,000     | 228,000     | -30.9%                       | 324,000     | 42.1%                        | 394,000     | 21.6%                        |
| <b>TOTAL</b> | <b>6.67</b> | <b>5.62</b> | <b>6.11</b> | <b>6.77</b> | <b>6.87</b> | <b>7.88</b> | <b>8.40</b> | <b>7.68</b> |                              | <b>8.56</b> |                              | <b>9.61</b> |                              |
| AVERAGE      | 222,233     | 187,200     | 203,767     | 225,733     | 228,833     | 262,567     | 280,033     | 255,933     |                              | 285,433     |                              |             |                              |
| MAXIMUM      | 297,000     | 240,000     | 373,000     | 322,000     | 315,000     | 314,000     | 360,000     | 314,000     |                              | 392,000     |                              |             |                              |
| MINIMUM      | 142,000     | 128,000     | 132,000     | 140,000     | 162,000     | 185,000     | 223,000     | 196,000     |                              | 224,000     |                              |             |                              |

BIG SKY WATER AND SEWER DISTRICT #363

FLOW COMPARISON IN GALLONS PER DAY: 2011-2020

OCTOBER

| DAY          | 2011        | 2012        | 2013        | 2014        | 2015        | 2016        | 2017        | 2018        | % Difference<br>2017 to 2018 | 2019        | % Difference<br>2018 to 2019 | 2020        | % Difference<br>2019 to 2020 |
|--------------|-------------|-------------|-------------|-------------|-------------|-------------|-------------|-------------|------------------------------|-------------|------------------------------|-------------|------------------------------|
| 1            | 189,000     | 203,000     | 194,000     | 283,000     | 311,000     | 301,000     | 301,000     | 337,000     | 12.0%                        | 327,000     | -3.0%                        | 406,000     | 24.2%                        |
| 2            | 195,000     | 174,000     | 254,000     | 243,000     | 294,000     | 293,000     | 297,000     | 266,000     | -10.4%                       | 298,000     | 12.0%                        | 401,000     | 34.6%                        |
| 3            | 198,000     | 180,000     | 209,000     | 218,000     | 270,000     | 312,000     | 293,000     | 237,000     | -19.1%                       | 316,000     | 33.3%                        | 377,000     | 19.3%                        |
| 4            | 217,000     | 195,000     | 194,000     | 160,000     | 279,000     | 308,000     | 302,000     | 253,000     | -16.2%                       | 307,000     | 21.3%                        | 382,000     | 24.4%                        |
| 5            | 178,000     | 162,000     | 182,000     | 160,000     | 281,000     | 208,000     | 359,000     | 282,000     | -21.4%                       | 314,000     | 11.3%                        | 354,000     | 12.7%                        |
| 6            | 242,000     | 214,000     | 181,000     | 152,000     | 179,000     | 219,000     | 349,000     | 238,000     | -31.8%                       | 302,000     | 26.9%                        | 302,000     | 0.0%                         |
| 7            | 250,000     | 210,000     | 208,000     | 151,000     | 217,000     | 215,000     | 353,000     | 244,000     | -30.9%                       | 321,000     | 31.6%                        | 288,000     | -10.3%                       |
| 8            | 232,000     | 178,000     | 250,000     | 155,000     | 220,000     | 205,000     | 350,000     | 249,000     | -28.9%                       | 318,000     | 27.7%                        | 306,000     | -3.8%                        |
| 9            | 221,000     | 183,000     | 212,000     | 188,000     | 205,000     | 251,000     | 355,000     | 291,000     | -18.0%                       | 304,000     | 4.5%                         | 341,000     | 12.2%                        |
| 10           | 223,000     | 169,000     | 250,000     | 179,000     | 153,000     | 297,000     | 262,000     | 299,000     | 14.1%                        | 294,000     | -1.7%                        | 264,000     | -10.2%                       |
| 11           | 241,000     | 191,000     | 174,000     | 199,000     | 197,000     | 332,000     | 276,000     | 287,000     | 4.0%                         | 261,000     | -9.1%                        | 306,000     | 17.2%                        |
| 12           | 223,000     | 212,000     | 162,000     | 255,000     | 191,000     | 289,000     | 327,000     | 311,000     | -4.9%                        | 297,000     | -4.5%                        | 293,000     | -1.3%                        |
| 13           | 213,000     | 177,000     | 164,000     | 211,000     | 193,000     | 219,000     | 321,000     | 285,000     | -11.2%                       | 213,000     | -25.3%                       | 284,000     | 33.3%                        |
| 14           | 226,000     | 209,000     | 170,000     | 174,000     | 188,000     | 288,000     | 264,000     | 304,000     | 15.2%                        | 250,000     | -17.8%                       | 298,000     | 19.2%                        |
| 15           | 198,000     | 183,000     | 138,000     | 158,000     | 183,000     | 272,000     | 247,000     | 297,000     | 20.2%                        | 237,000     | -20.2%                       | 299,000     | 26.2%                        |
| 16           | 237,000     | 162,000     | 177,000     | 158,000     | 178,745     | 219,000     | 256,000     | 304,000     | 18.8%                        | 212,000     | -30.3%                       | 287,000     | 35.4%                        |
| 17           | 226,000     | 200,000     | 147,000     | 155,000     | 186,401     | 213,000     | 263,000     | 285,000     | 8.4%                         | 292,000     | 2.5%                         | 288,000     | -1.4%                        |
| 18           | 234,000     | 153,000     | 200,000     | 144,000     | 181,115     | 210,000     | 238,000     | 285,000     | 19.7%                        | 264,000     | -7.4%                        | 282,000     | 6.8%                         |
| 19           | 217,000     | 122,000     | 151,000     | 143,000     | 183,983     | 178,000     | 242,000     | 284,000     | 17.4%                        | 289,000     | 1.8%                         | 292,000     | 1.0%                         |
| 20           | 206,000     | 159,000     | 133,000     | 141,000     | 208,015     | 273,000     | 281,000     | 232,000     | -17.4%                       | 247,000     | 6.5%                         | 275,000     | 11.3%                        |
| 21           | 223,000     | 154,000     | 211,000     | 190,000     | 185,334     | 275,000     | 326,000     | 232,000     | -28.8%                       | 297,000     | 28.0%                        | 285,000     | -4.0%                        |
| 22           | 188,000     | 210,000     | 215,000     | 211,000     | 188,320     | 175,000     | 325,000     | 232,000     | -28.6%                       | 228,000     | -1.7%                        | 301,000     | 32.0%                        |
| 23           | 188,000     | 155,000     | 226,000     | 200,000     | 181,542     | 222,000     | 301,000     | 239,000     | -20.6%                       | 263,000     | 10.0%                        | 307,000     | 16.7%                        |
| 24           | 197,000     | 160,000     | 269,000     | 231,000     | 183,675     | 188,000     | 237,000     | 237,000     | 0.0%                         | 200,000     | -15.6%                       | 273,000     | 36.5%                        |
| 25           | 219,000     | 153,000     | 208,000     | 140,000     | 183,841     | 347,000     | 252,000     | 213,000     | -15.5%                       | 250,000     | 17.4%                        | 333,000     | 33.2%                        |
| 26           | 210,000     | 127,000     | 162,000     | 172,000     | 183,580     | 267,000     | 327,000     | 233,000     | -28.7%                       | 191,000     | -18.0%                       | 306,000     | 60.2%                        |
| 27           | 219,000     | 159,000     | 161,000     | 151,000     | 184,000     | 265,000     | 317,000     | 211,000     | -33.4%                       | 222,000     | 5.2%                         | 257,000     | 15.8%                        |
| 28           | 217,000     | 143,000     | 125,000     | 168,000     | 171,000     | 261,000     | 239,000     | 215,000     | -10.0%                       | 252,000     | 17.2%                        | 260,000     | 3.2%                         |
| 29           | 193,000     | 217,000     | 163,000     | 210,000     | 175,000     | 235,000     | 259,000     | 258,000     | -0.4%                        | 248,000     | -3.9%                        | 274,000     | 10.5%                        |
| 30           | 208,000     | 155,000     | 133,000     | 206,000     | 186,000     | 223,000     | 236,000     | 258,000     | 9.3%                         | 283,000     | 9.7%                         | 289,000     | 2.1%                         |
| 31           | 194,000     | 196,000     | 163,000     | 199,000     | 155,000     | 380,000     | 229,000     | 273,000     | 19.2%                        | 238,000     | 0                            | 270,000     | 13.4%                        |
| <b>TOTAL</b> | <b>6.62</b> | <b>5.47</b> | <b>5.79</b> | <b>5.71</b> | <b>6.28</b> | <b>7.94</b> | <b>8.98</b> | <b>8.17</b> | <b>-0.07</b>                 | <b>8.34</b> | <b>1.92</b>                  | <b>9.48</b> |                              |
| AVERAGE      | 213,613     | 176,290     | 186,645     | 184,032     | 202,469     | 256,129     | 289,806     | 263,581     |                              | 268,871     |                              | 305,806     |                              |
| MAXIMUM      | 250,000     | 217,000     | 269,000     | 283,000     | 311,000     | 380,000     | 359,000     | 337,000     |                              | 327,000     |                              | 406,000     |                              |
| MINIUMUM     | 178,000     | 122,000     | 125,000     | 140,000     | 153,000     | 175,000     | 229,000     | 211,000     |                              | 191,000     |                              | 257,000     |                              |

BIG SKY WATER AND SEWER DISTRICT #363

FLOW COMPARISON IN GALLONS PER DAY: 2009-2020

SEPTEMBER

| DAY          | 2011        | 2012        | 2013        | 2014        | 2015        | 2016        | 2017         | 2018        | % Difference<br>2017 to 2018 | 2019         | % Difference<br>2018 to 2019 | 2020         | % Difference<br>2019 to 2020 |
|--------------|-------------|-------------|-------------|-------------|-------------|-------------|--------------|-------------|------------------------------|--------------|------------------------------|--------------|------------------------------|
| 1            | 181,000     | 337,000     | 294,000     | 274,000     | 223,000     | 319,000     | 401,000      | 397,000     | -1.0%                        | 472,000      | 18.9%                        | 465,000      | -1.5%                        |
| 2            | 203,000     | 436,000     | 271,000     | 212,000     | 282,000     | 351,000     | 435,000      | 419,000     | -3.7%                        | 431,000      | 2.9%                         | 457,000      | 6.0%                         |
| 3            | 212,000     | 352,000     | 246,000     | 202,000     | 276,000     | 380,000     | 479,000      | 423,000     | -11.7%                       | 424,000      | 0.2%                         | 442,000      | 4.2%                         |
| 4            | 239,000     | 290,000     | 272,000     | 216,000     | 324,000     | 376,000     | 465,000      | 358,000     | -23.0%                       | 314,000      | -12.3%                       | 495,000      | 57.6%                        |
| 5            | 226,000     | 293,000     | 273,000     | 224,000     | 312,000     | 388,000     | 429,000      | 288,000     | -32.9%                       | 321,000      | 11.5%                        | 506,000      | 57.6%                        |
| 6            | 203,000     | 278,000     | 244,000     | 173,000     | 318,000     | 339,000     | 383,000      | 277,000     | -27.7%                       | 362,000      | 30.7%                        | 507,000      | 40.1%                        |
| 7            | 190,000     | 213,000     | 264,000     | 180,000     | 316,000     | 316,000     | 350,000      | 378,000     | 8.0%                         | 348,000      | -7.9%                        | 451,000      | 29.6%                        |
| 8            | 178,000     | 281,000     | 231,000     | 178,000     | 406,000     | 319,000     | 349,000      | 346,000     | -0.9%                        | 321,000      | -7.2%                        | 430,000      | 34.0%                        |
| 9            | 251,000     | 207,000     | 241,000     | 221,000     | 219,000     | 363,000     | 298,000      | 349,000     | 17.1%                        | 292,000      | -16.3%                       | 439,000      | 50.3%                        |
| 10           | 242,000     | 273,000     | 286,000     | 261,000     | 260,000     | 269,000     | 301,000      | 317,000     | 5.3%                         | 387,000      | 22.1%                        | 428,000      | 10.6%                        |
| 11           | 240,000     | 218,000     | 267,000     | 266,000     | 319,000     | 287,000     | 315,000      | 339,000     | 7.6%                         | 279,000      | -17.7%                       | 451,000      | 61.6%                        |
| 12           | 250,000     | 245,000     | 282,000     | 268,000     | 326,000     | 319,000     | 318,000      | 336,000     | 5.7%                         | 310,000      | -7.7%                        | 505,000      | 62.9%                        |
| 13           | 257,000     | 242,000     | 311,000     | 215,000     | 311,000     | 408,000     | 358,000      | 311,000     | -13.1%                       | 361,000      | 16.1%                        | 509,000      | 41.0%                        |
| 14           | 245,000     | 264,000     | 232,000     | 195,000     | 294,000     | 375,000     | 398,000      | 271,000     | -31.9%                       | 363,000      | 33.9%                        | 523,000      | 44.1%                        |
| 15           | 261,000     | 199,000     | 227,000     | 207,000     | 308,000     | 379,000     | 408,000      | 300,333     | -26.4%                       | 329,000      | 9.5%                         | 508,000      | 54.4%                        |
| 16           | 288,000     | 257,000     | 220,000     | 239,000     | 290,000     | 360,000     | 388,000      | 300,333     | -22.6%                       | 374,000      | 24.5%                        | 679,000      | 81.6%                        |
| 17           | 248,000     | 201,000     | 304,000     | 253,000     | 329,000     | 285,000     | 395,000      | 300,333     | -24.0%                       | 398,000      | 32.5%                        | 528,000      | 32.7%                        |
| 18           | 239,000     | 190,000     | 280,000     | 253,000     | 343,000     | 249,000     | 362,000      | 283,000     | -17.0%                       | 354,000      | 25.1%                        | 429,000      | 21.2%                        |
| 19           | 249,000     | 265,000     | 274,000     | 202,000     | 329,000     | 271,000     | 396,000      | 362,000     | -28.5%                       | 373,000      | 3.0%                         | 408,000      | 9.4%                         |
| 20           | 251,000     | 267,000     | 180,000     | 180,000     | 324,000     | 285,000     | 350,000      | 331,000     | 3.4%                         | 378,000      | 14.2%                        | 393,000      | 4.0%                         |
| 21           | 245,000     | 258,000     | 254,000     | 183,000     | 317,000     | 270,000     | 356,000      | 291,000     | -7.0%                        | 355,000      | 22.0%                        | 556,000      | 56.6%                        |
| 22           | 234,000     | 205,000     | 221,000     | 180,000     | 230,000     | 229,000     | 356,000      | 292,000     | -18.3%                       | 395,000      | 35.3%                        | 379,000      | -4.1%                        |
| 23           | 229,000     | 215,000     | 192,000     | 175,000     | 254,000     | 296,000     | 362,000      | 303,000     | -19.3%                       | 357,000      | 17.8%                        | 437,000      | 22.4%                        |
| 24           | 231,000     | 294,000     | 185,000     | 210,000     | 249,000     | 256,000     | 395,000      | 288,000     | -23.3%                       | 354,000      | 22.9%                        | 459,000      | 29.7%                        |
| 25           | 250,000     | 288,000     | 249,000     | 249,000     | 248,000     | 252,000     | 378,000      | 337,000     | -23.8%                       | 292,000      | -13.4%                       | 426,000      | 45.9%                        |
| 26           | 255,000     | 258,000     | 244,000     | 275,000     | 259,000     | 205,000     | 416,000      | 336,000     | -19.0%                       | 287,000      | -14.6%                       | 406,000      | 41.5%                        |
| 27           | 218,000     | 270,000     | 292,000     | 243,000     | 249,000     | 218,000     | 377,000      | 345,000     | -10.9%                       | 236,000      | -31.6%                       | 407,000      | 72.5%                        |
| 28           | 222,000     | 233,000     | 306,000     | 214,000     | 246,000     | 232,000     | 360,000      | 306,000     | -4.2%                        | 280,000      | -8.5%                        | 434,000      | 55.0%                        |
| 29           | 218,000     | 223,000     | 312,000     | 229,000     | 313,000     | 241,000     | 278,000      | 324,000     | 10.1%                        | 217,000      | -33.0%                       | 392,000      | 80.6%                        |
| 30           | 220,000     | 198,000     | 308,000     | 291,000     | 319,000     | 233,000     | 291,000      | 317,000     | 11.3%                        | 268,000      | -15.5%                       | 401,000      | 49.6%                        |
| <b>TOTAL</b> | <b>6.98</b> | <b>7.75</b> | <b>7.76</b> | <b>6.67</b> | <b>8.79</b> | <b>9.07</b> | <b>11.15</b> | <b>9.82</b> |                              | <b>10.23</b> |                              | <b>13.85</b> |                              |
| AVERAGE      | 232,500     | 258,333     | 258,733     | 222,267     | 293,100     | 302,333     | 371,567      | 327,500     |                              | 341,067      |                              | 461,667      |                              |
| MAXIMUM      | 288,000     | 436,000     | 312,000     | 291,000     | 406,000     | 408,000     | 479,000      | 423,000     |                              | 472,000      |                              | 679,000      |                              |
| MINIUMUM     | 178,000     | 190,000     | 180,000     | 173,000     | 219,000     | 205,000     | 278,000      | 271,000     |                              | 217,000      |                              | 379,000      |                              |



## FLOW COMPARISON IN GALLONS PER DAY: 2009-2020

AUGUST

| DAY          | 2011        | 2012        | 2013         | 2014        | 2015        | 2016         | 2017         | 2018         | % Difference 2017<br>to 2018 | 2019         | 2019<br>Mountain | % Difference 2018<br>to 2019 | 2020         | 2020<br>Mountain | % Difference 2019<br>to 2020 |
|--------------|-------------|-------------|--------------|-------------|-------------|--------------|--------------|--------------|------------------------------|--------------|------------------|------------------------------|--------------|------------------|------------------------------|
| 1            | 367,000     | 411,000     | 419,000      | 377,000     | 360,000     | 465,000      | 464,000      | 447,000      | -3.7%                        | 454,000      |                  | 1.6%                         | 503,000      |                  | 10.8%                        |
| 2            | 385,000     | 408,000     | 395,000      | 346,000     | 333,000     | 570,000      | 462,000      | 457,000      | -1.1%                        | 486,000      |                  | 6.3%                         | 552,000      |                  | 13.6%                        |
| 3            | 371,000     | 342,000     | 371,000      | 323,000     | 346,000     | 472,000      | 449,000      | 446,000      | -0.7%                        | 446,000      |                  | 0.0%                         | 518,000      |                  | 16.1%                        |
| 4            | 366,000     | 403,000     | 331,000      | 338,000     | 363,000     | 465,000      | 477,000      | 452,000      | -5.2%                        | 459,000      |                  | 1.5%                         | 627,000      |                  | 36.6%                        |
| 5            | 385,000     | 397,000     | 374,000      | 367,000     | 405,000     | 466,000      | 456,000      | 455,000      | -0.2%                        | 437,000      |                  | -4.0%                        | 527,000      |                  | 20.6%                        |
| 6            | 353,000     | 428,000     | 301,000      | 379,000     | 369,000     | 396,000      | 454,000      | 451,000      | -0.7%                        | 439,000      |                  | -2.7%                        | 610,000      |                  | 39.0%                        |
| 7            | 343,000     | 333,000     | 367,000      | 354,000     | 348,000     | 372,000      | 450,000      | 450,000      | 0.0%                         | 441,000      |                  | -2.0%                        | 533,000      |                  | 20.9%                        |
| 8            | 318,000     | 367,000     | 357,000      | 328,000     | 375,000     | 399,000      | 408,000      | 444,000      | 8.8%                         | 443,000      |                  | -0.2%                        | 524,000      |                  | 18.3%                        |
| 9            | 324,000     | 297,000     | 459,000      | 388,000     | 361,000     | 449,000      | 405,000      | 409,000      | 1.0%                         | 480,000      |                  | 17.4%                        | 515,000      |                  | 7.3%                         |
| 10           | 337,000     | 317,000     | 412,000      | 371,000     | 327,000     | 446,000      | 458,000      | 393,000      | -14.2%                       | 446,000      |                  | 13.5%                        | 563,000      |                  | 26.2%                        |
| 11           | 302,000     | 315,000     | 390,000      | 420,000     | 325,000     | 411,000      | 456,000      | 406,000      | -11.0%                       | 453,000      |                  | 11.6%                        | 458,000      |                  | 1.1%                         |
| 12           | 316,000     | 333,000     | 341,000      | 283,000     | 345,000     | 414,000      | 446,000      | 431,000      | -3.4%                        | 430,000      |                  | -0.2%                        | 481,000      |                  | 11.9%                        |
| 13           | 300,000     | 297,000     | 358,000      | 314,000     | 365,000     | 369,000      | 458,000      | 421,000      | -8.1%                        | 428,000      |                  | 1.7%                         | 521,000      |                  | 21.7%                        |
| 14           | 314,000     | 304,000     | 331,000      | 352,000     | 345,000     | 341,000      | 423,000      | 394,000      | -6.9%                        | 433,000      |                  | 9.9%                         | 542,000      |                  | 25.2%                        |
| 15           | 286,000     | 285,000     | 358,000      | 357,000     | 257,000     | 348,000      | 431,000      | 375,000      | -13.0%                       | 440,000      |                  | 17.3%                        | 543,000      |                  | 23.4%                        |
| 16           | 330,000     | 317,000     | 281,000      | 324,000     | 266,000     | 364,000      | 409,000      | 363,000      | -11.2%                       | 465,000      |                  | 28.1%                        | 516,000      |                  | 11.0%                        |
| 17           | 286,000     | 392,000     | 323,000      | 264,000     | 316,000     | 399,000      | 414,000      | 411,000      | -0.7%                        | 439,000      |                  | 6.8%                         | 555,000      |                  | 26.4%                        |
| 18           | 285,000     | 363,000     | 262,000      | 292,000     | 315,000     | 364,000      | 365,000      | 387,000      | 6.0%                         | 427,000      |                  | 10.3%                        | 424,000      |                  | -0.7%                        |
| 19           | 253,000     | 323,000     | 287,000      | 277,000     | 306,000     | 367,000      | 349,000      | 410,000      | 17.5%                        | 399,000      |                  | -2.7%                        | 456,000      |                  | 14.3%                        |
| 20           | 244,000     | 339,000     | 259,000      | 317,000     | 287,000     | 327,000      | 368,000      | 380,000      | 3.3%                         | 381,000      |                  | 0.3%                         | 453,000      |                  | 18.9%                        |
| 21           | 215,000     | 299,000     | 254,000      | 286,000     | 306,000     | 312,000      | 363,000      | 373,000      | 2.8%                         | 346,000      |                  | -7.2%                        | 430,000      |                  | 24.3%                        |
| 22           | 253,000     | 258,000     | 271,000      | 278,000     | 280,000     | 294,000      | 415,000      | 379,000      | -8.7%                        | 350,000      |                  | -7.7%                        | 469,000      |                  | 34.0%                        |
| 23           | 265,000     | 238,000     | 333,000      | 252,000     | 254,000     | 360,000      | 419,000      | 375,000      | -10.5%                       | 441,000      |                  | 17.6%                        | 508,000      |                  | 15.2%                        |
| 24           | 247,000     | 250,000     | 371,000      | 236,000     | 227,000     | 358,000      | 402,000      | 378,000      | -6.0%                        | 353,000      |                  | -6.6%                        | 555,000      |                  | 57.2%                        |
| 25           | 253,000     | 233,000     | 314,000      | 217,000     | 264,000     | 370,000      | 372,000      | 365,000      | -1.9%                        | 421,000      |                  | 15.3%                        | 420,000      |                  | -0.2%                        |
| 26           | 260,000     | 268,000     | 313,000      | 196,000     | 275,000     | 352,000      | 370,000      | 378,000      | 2.2%                         | 374,000      |                  | -1.1%                        | 422,000      |                  | 12.8%                        |
| 27           | 250,000     | 220,000     | 271,000      | 249,000     | 287,000     | 276,000      | 358,000      | 405,000      | 13.1%                        | 391,000      |                  | -3.5%                        | 580,000      |                  | 48.3%                        |
| 28           | 243,000     | 248,000     | 302,000      | 262,000     | 341,000     | 269,000      | 373,000      | 358,000      | -4.0%                        | 386,000      |                  | 7.8%                         | 554,000      |                  | 43.5%                        |
| 29           | 264,000     | 207,000     | 313,000      | 272,000     | 315,000     | 274,000      | 310,000      | 327,000      | 5.5%                         | 419,000      |                  | 28.1%                        | 471,000      |                  | 12.4%                        |
| 30           | 250,000     | 301,000     | 307,000      | 320,000     | 314,000     | 276,000      | 300,000      | 287,000      | -4.3%                        | 368,000      |                  | 28.2%                        | 429,000      |                  | 16.6%                        |
| 31           | 190,000     | 313,000     | 283,000      | 370,000     | 297,000     | 275,000      | 326,000      | 362,000      | 11.0%                        | 504,000      |                  | 39.2%                        | 422,000      |                  | -16.3%                       |
| <b>TOTAL</b> | <b>9.16</b> | <b>9.81</b> | <b>10.31</b> | <b>9.71</b> | <b>9.87</b> | <b>11.62</b> | <b>12.61</b> | <b>12.37</b> | <b>-1.9%</b>                 | <b>13.18</b> | <b>0.00</b>      |                              | <b>15.68</b> |                  |                              |
| AVERAGE      | 295,323     | 316,323     | 332,516      | 313,194     | 318,516     | 374,839      | 406,774      | 399,000      |                              | 425,129      | #DIV/0!          |                              | 505,839      |                  |                              |
| MAXIMUM      | 385,000     | 428,000     | 459,000      | 420,000     | 405,000     | 570,000      | 477,000      | 457,000      |                              | 504,000      | 0                |                              | 627,000      |                  |                              |
| MINIUMUM     | 190,000     | 207,000     | 254,000      | 196,000     | 227,000     | 269,000      | 300,000      | 287,000      |                              | 346,000      | 0                |                              | 420,000      |                  |                              |

## FLOW COMPARISON IN GALLONS PER DAY: 2011-2020

JULY

| DAY          | 2011         | 2012         | 2013         | 2014         | 2015         | 2016         | 2017         | 2018         | % Difference<br>2017 to 2018 | 2019         | 2019<br>Mountain | % Difference<br>2018 to 2019 | 2020         | 2020<br>Mountain | % Difference<br>2019 to 2020 |
|--------------|--------------|--------------|--------------|--------------|--------------|--------------|--------------|--------------|------------------------------|--------------|------------------|------------------------------|--------------|------------------|------------------------------|
| 1            | 413,000      | 315,000      | 416,000      | 357,000      | 302,000      | 435,000      | 489,000      | 560,000      | 14.5%                        | 452,000      |                  | -19.3%                       | 590,000      |                  | 30.5%                        |
| 2            | 401,000      | 304,000      | 360,000      | 341,000      | 357,000      | 439,000      | 497,000      | 550,000      | 10.7%                        | 467,000      |                  | -15.1%                       | 571,000      |                  | 22.3%                        |
| 3            | 423,000      | 313,000      | 343,000      | 364,000      | 348,000      | 474,000      | 546,000      | 563,000      | 3.1%                         | 523,000      |                  | -7.1%                        | 568,000      |                  | 8.6%                         |
| 4            | 438,000      | 332,000      | 332,000      | 390,000      | 367,000      | 484,000      | 518,000      | 581,000      | 12.2%                        | 494,000      |                  | -15.0%                       | 552,000      |                  | 11.7%                        |
| 5            | 429,000      | 336,000      | 378,000      | 328,000      | 365,000      | 445,000      | 524,000      | 575,000      | 9.7%                         | 589,000      |                  | 2.4%                         | 566,000      |                  | -3.9%                        |
| 6            | 397,000      | 346,000      | 401,000      | 303,000      | 304,000      | 420,000      | 453,000      | 573,000      | 26.5%                        | 528,000      |                  | -7.9%                        | 553,000      |                  | 4.7%                         |
| 7            | 377,000      | 345,000      | 413,000      | 384,000      | 310,000      | 406,000      | 490,000      | 557,000      | 13.7%                        | 578,000      |                  | 3.8%                         | 584,000      |                  | 1.0%                         |
| 8            | 406,000      | 318,000      | 351,000      | 334,000      | 312,000      | 482,000      | 470,000      | 535,000      | 13.8%                        | 499,000      |                  | -6.7%                        | 563,000      |                  | 12.8%                        |
| 9            | 384,000      | 334,000      | 402,000      | 318,000      | 320,000      | 441,000      | 445,000      | 506,000      | 13.7%                        | 425,000      |                  | -16.0%                       | 550,000      |                  | 29.4%                        |
| 10           | 374,000      | 374,000      | 471,000      | 319,000      | 354,000      | 393,000      | 452,000      | 494,000      | 9.3%                         | 481,000      |                  | -2.6%                        | 563,000      |                  | 17.0%                        |
| 11           | 416,000      | 342,000      | 344,000      | 323,000      | 304,000      | 417,000      | 468,000      | 498,000      | 6.4%                         | 501,000      |                  | 0.6%                         | 548,000      |                  | 9.4%                         |
| 12           | 427,000      | 426,000      | 311,000      | 299,000      | 287,000      | 450,000      | 462,000      | 494,000      | 6.9%                         | 506,000      |                  | 2.4%                         | 576,000      |                  | 13.8%                        |
| 13           | 407,000      | 337,000      | 304,000      | 287,000      | 284,000      | 469,000      | 469,000      | 489,000      | 4.3%                         | 452,000      |                  | -7.6%                        | 528,000      |                  | 16.8%                        |
| 14           | 387,000      | 366,000      | 298,000      | 325,000      | 305,000      | 491,000      | 462,000      | 465,000      | 0.6%                         | 404,000      |                  | -13.1%                       | 503,000      |                  | 24.5%                        |
| 15           | 381,000      | 392,000      | 306,000      | 365,000      | 379,000      | 432,000      | 464,000      | 449,000      | -3.2%                        | 407,000      |                  | -9.4%                        | 502,000      |                  | 23.3%                        |
| 16           | 397,000      | 301,000      | 303,000      | 340,000      | 363,000      | 418,000      | 466,000      | 442,000      | -5.2%                        | 482,000      |                  | 9.0%                         | 527,000      |                  | 9.3%                         |
| 17           | 373,000      | 359,000      | 354,000      | 280,000      | 346,000      | 399,000      | 451,000      | 450,000      | -0.2%                        | 465,000      |                  | 3.3%                         | 587,000      |                  | 26.2%                        |
| 18           | 374,000      | 332,000      | 324,000      | 296,000      | 301,000      | 443,000      | 438,000      | 389,000      | -11.2%                       | 495,000      |                  | 27.2%                        | 547,000      |                  | 10.5%                        |
| 19           | 370,000      | 307,000      | 370,000      | 343,000      | 306,000      | 424,000      | 449,000      | 428,000      | -4.7%                        | 497,000      |                  | 16.1%                        | 551,000      |                  | 10.9%                        |
| 20           | 375,000      | 293,000      | 389,000      | 315,000      | 316,000      | 410,000      | 458,000      | 489,000      | 6.8%                         | 493,000      |                  | 0.8%                         | 524,000      |                  | 6.3%                         |
| 21           | 356,000      | 297,000      | 357,000      | 357,000      | 331,000      | 417,000      | 479,000      | 505,000      | 5.4%                         | 479,000      |                  | -5.1%                        | 541,000      |                  | 12.9%                        |
| 22           | 364,000      | 297,000      | 370,000      | 359,000      | 336,000      | 421,000      | 487,000      | 510,000      | 4.7%                         | 445,000      |                  | -12.7%                       | 525,000      |                  | 18.0%                        |
| 23           | 381,000      | 289,000      | 357,000      | 362,000      | 368,000      | 411,000      | 488,000      | 471,000      | -3.5%                        | 462,000      |                  | -1.9%                        | 536,000      |                  | 16.0%                        |
| 24           | 340,000      | 281,000      | 401,000      | 359,000      | 384,000      | 387,000      | 473,000      | 467,000      | -1.3%                        | 483,000      |                  | 3.4%                         | 592,000      |                  | 22.6%                        |
| 25           | 343,000      | 306,000      | 367,000      | 331,000      | 316,000      | 437,000      | 448,000      | 463,000      | 3.3%                         | 489,000      |                  | 5.6%                         | 535,000      |                  | 9.4%                         |
| 26           | 349,000      | 357,000      | 310,000      | 250,000      | 307,000      | 435,000      | 455,000      | 492,000      | 8.1%                         | 514,000      |                  | 4.5%                         | 566,000      |                  | 10.1%                        |
| 27           | 361,000      | 342,000      | 305,000      | 267,000      | 396,000      | 453,000      | 509,000      | 494,000      | -2.9%                        | 503,000      |                  | 1.8%                         | 581,000      |                  | 15.5%                        |
| 28           | 355,000      | 342,000      | 306,000      | 269,000      | 394,000      | 453,000      | 500,000      | 486,000      | -2.8%                        | 495,000      |                  | 1.9%                         | 539,000      |                  | 8.9%                         |
| 29           | 346,000      | 353,000      | 316,000      | 322,000      | 376,000      | 464,000      | 512,000      | 497,000      | -2.9%                        | 445,000      |                  | -10.5%                       | 524,000      |                  | 17.8%                        |
| 30           | 385,000      | 330,000      | 325,000      | 356,000      | 350,000      | 482,000      | 503,000      | 477,000      | -5.2%                        | 451,000      |                  | -5.5%                        | 544,000      |                  | 20.6%                        |
| 31           | 372,000      | 374,000      | 433,000      | 363,000      | 360,000      | 447,000      | 488,000      | 459,000      | -5.9%                        | 459,000      |                  | 0                            | 592,000      |                  | 0                            |
| <b>TOTAL</b> | <b>11.90</b> | <b>10.34</b> | <b>11.02</b> | <b>10.21</b> | <b>10.45</b> | <b>13.58</b> | <b>14.81</b> | <b>15.41</b> | <b>4.02%</b>                 | <b>14.96</b> | <b>0.00</b>      |                              | <b>17.13</b> |                  |                              |
| AVERAGE      | 383,903      | 333,548      | 355,387      | 329,226      | 337,032      | 438,032      | 477,839      | 497,032      |                              | 482,677      | #DIV/0!          |                              | 552,516      |                  | 15.0%                        |
| MAXIMUM      | 438,000      | 426,000      | 471,000      | 390,000      | 396,000      | 491,000      | 546,000      | 581,000      |                              | 589,000      | 0                |                              | 592,000      |                  |                              |
| MINIMUM      | 340,000      | 281,000      | 298,000      | 250,000      | 284,000      | 387,000      | 438,000      | 389,000      |                              | 404,000      | 0                |                              | 502,000      |                  |                              |

BIG SKY WATER AND SEWER DISTRICT #363

FLOW COMPARISON IN GALLONS PER DAY: 2011-2020

JUNE

| DAY          | 2011         | 2012        | 2013        | 2014        | 2015        | 2016         | 2017         | 2018         | % Difference<br>2017 to 2018 | 2019         | 2019<br>Mountain | % Difference 2018 to<br>2019 | 2020         | 2020<br>Mountain | % Difference 2019 to<br>2020 |
|--------------|--------------|-------------|-------------|-------------|-------------|--------------|--------------|--------------|------------------------------|--------------|------------------|------------------------------|--------------|------------------|------------------------------|
| 1            | 459,000      | 288,000     | 262,000     | 368,000     | 302,000     | 316,000      | 399,000      | 607,000      | 52.1%                        | 386,000      |                  | -36.4%                       | 488,000      |                  | 26.4%                        |
| 2            | 454,000      | 253,000     | 221,000     | 347,000     | 288,000     | 320,000      | 396,000      | 584,000      | 47.5%                        | 406,000      |                  | -30.5%                       | 543,000      |                  | 33.7%                        |
| 3            | 487,000      | 253,000     | 258,000     | 311,000     | 275,000     | 322,000      | 370,000      | 550,000      | 48.6%                        | 420,000      |                  | -23.6%                       | 568,000      |                  | 35.2%                        |
| 4            | 423,000      | 247,000     | 270,000     | 301,000     | 280,000     | 315,000      | 340,000      | 523,000      | 53.8%                        | 371,000      |                  | -29.1%                       | 541,000      |                  | 45.8%                        |
| 5            | 419,000      | 224,000     | 223,000     | 284,000     | 296,000     | 348,000      | 386,000      | 531,000      | 37.6%                        | 450,000      |                  | -15.3%                       | 526,000      |                  | 16.9%                        |
| 6            | 452,000      | 221,000     | 248,000     | 280,000     | 271,000     | 398,000      | 424,000      | 527,000      | 24.3%                        | 482,000      |                  | -8.5%                        | 521,000      |                  | 8.1%                         |
| 7            | 684,000      | 227,000     | 244,000     | 240,000     | 276,000     | 377,000      | 419,000      | 517,000      | 23.4%                        | 413,000      |                  | -20.1%                       | 498,000      |                  | 20.6%                        |
| 8            | 695,000      | 207,000     | 282,000     | 239,000     | 253,000     | 410,000      | 421,000      | 521,000      | 23.8%                        | 516,000      |                  | -1.0%                        | 552,000      |                  | 7.0%                         |
| 9            | 638,000      | 242,000     | 272,000     | 299,000     | 247,000     | 400,000      | 400,000      | 532,000      | 33.0%                        | 516,000      |                  | -3.0%                        | 555,000      |                  | 7.6%                         |
| 10           | 592,000      | 234,000     | 325,000     | 261,000     | 272,000     | 429,000      | 429,000      | 526,000      | 22.6%                        | 516,000      |                  | -1.9%                        | 564,000      |                  | 9.3%                         |
| 11           | 504,000      | 250,000     | 325,000     | 257,000     | 285,000     | 363,000      | 427,000      | 554,000      | 29.7%                        | 503,000      |                  | -9.2%                        | 524,000      |                  | 4.2%                         |
| 12           | 502,000      | 239,000     | 328,000     | 318,000     | 293,000     | 345,000      | 445,000      | 536,000      | 20.4%                        | 476,000      |                  | -11.2%                       | 514,000      |                  | 8.0%                         |
| 13           | 492,000      | 243,000     | 292,000     | 336,000     | 292,000     | 377,000      | 509,000      | 524,000      | 2.9%                         | 472,000      |                  | -9.9%                        | 508,000      |                  | 7.6%                         |
| 14           | 563,000      | 237,000     | 337,000     | 269,000     | 304,000     | 432,000      | 538,000      | 532,000      | -1.1%                        | 470,000      |                  | -11.7%                       | 528,000      |                  | 12.3%                        |
| 15           | 485,000      | 242,000     | 308,000     | 353,000     | 321,000     | 406,000      | 506,000      | 542,000      | 7.1%                         | 466,000      |                  | -14.0%                       | 522,000      |                  | 12.0%                        |
| 16           | 502,000      | 226,000     | 261,000     | 413,000     | 282,000     | 455,000      | 479,000      | 508,000      | 6.1%                         | 467,000      |                  | -8.1%                        | 540,000      |                  | 15.6%                        |
| 17           | 491,000      | 199,000     | 271,000     | 438,000     | 275,000     | 446,000      | 478,000      | 521,000      | 9.0%                         | 450,000      |                  | -13.6%                       | 539,000      |                  | 19.8%                        |
| 18           | 451,000      | 241,000     | 276,000     | 370,000     | 291,000     | 348,000      | 453,000      | 565,000      | 24.7%                        | 433,000      |                  | -23.4%                       | 622,000      |                  | 43.6%                        |
| 19           | 451,000      | 249,000     | 268,000     | 354,000     | 322,000     | 356,000      | 449,000      | 575,000      | 28.1%                        | 419,000      |                  | -27.1%                       | 580,000      |                  | 38.4%                        |
| 20           | 563,000      | 250,000     | 288,000     | 259,000     | 300,000     | 382,000      | 465,000      | 538,000      | 15.7%                        | 419,000      |                  | -22.1%                       | 552,000      |                  | 31.7%                        |
| 21           | 431,000      | 241,000     | 331,000     | 248,000     | 308,000     | 429,000      | 476,000      | 575,000      | 20.8%                        | 432,000      |                  | -24.9%                       | 547,000      |                  | 26.6%                        |
| 22           | 461,000      | 245,000     | 295,000     | 236,000     | 318,000     | 409,000      | 478,000      | 544,000      | 13.8%                        | 442,000      |                  | -18.8%                       | 561,000      |                  | 26.9%                        |
| 23           | 465,000      | 255,000     | 314,000     | 322,000     | 300,000     | 428,000      | 491,000      | 569,000      | 15.9%                        | 437,000      |                  | -23.2%                       | 543,000      |                  | 24.3%                        |
| 24           | 476,000      | 261,000     | 328,000     | 315,000     | 312,000     | 383,000      | 457,000      | 565,000      | 23.6%                        | 394,000      |                  | -30.3%                       | 523,000      |                  | 32.7%                        |
| 25           | 456,000      | 260,000     | 278,000     | 466,000     | 281,000     | 369,000      | 456,000      | 516,000      | 13.2%                        | 459,000      |                  | -11.0%                       | 520,000      |                  | 13.3%                        |
| 26           | 442,000      | 263,000     | 374,000     | 453,000     | 292,000     | 361,000      | 454,000      | 513,000      | 13.0%                        | 426,000      |                  | -17.0%                       | 554,000      |                  | 30.0%                        |
| 27           | 445,000      | 279,000     | 339,000     | 477,000     | 251,000     | 369,000      | 413,000      | 486,000      | 17.7%                        | 426,000      |                  | -12.3%                       | 548,000      |                  | 28.6%                        |
| 28           | 439,000      | 255,000     | 344,000     | 362,000     | 256,000     | 345,000      | 414,000      | 448,000      | 8.2%                         | 438,000      |                  | -2.2%                        | 571,000      |                  | 30.4%                        |
| 29           | 414,000      | 264,000     | 335,000     | 415,000     | 306,000     | 406,000      | 471,000      | 516,000      | 9.6%                         | 443,000      |                  | -14.1%                       | 602,000      |                  | 35.9%                        |
| 30           | 426,000      | 219,000     | 348,000     | 354,000     | 318,000     | 422,000      | 469,000      | 511,000      | 9.0%                         | 433,000      |                  | -15.3%                       | 563,000      |                  | 30.0%                        |
| <b>TOTAL</b> | <b>14.76</b> | <b>7.31</b> | <b>8.85</b> | <b>9.95</b> | <b>8.67</b> | <b>11.47</b> | <b>13.31</b> | <b>16.06</b> | <b>20.6%</b>                 | <b>13.38</b> | <b>0.00</b>      | <b>-16.66%</b>               | <b>16.32</b> |                  | <b>21.94%</b>                |
| AVERAGE      | 492,067      | 243,800     | 294,833     | 331,500     | 288,900     | 382,200      | 443,733      | 535,200      |                              | 446,033      |                  |                              | 543,900      |                  |                              |
| MAXIMUM      | 695,000      | 288,000     | 374,000     | 477,000     | 322,000     | 455,000      | 538,000      | 607,000      |                              | 516,000      |                  |                              | 622,000      |                  |                              |
| MINIMUM      | 414,000      | 199,000     | 221,000     | 236,000     | 247,000     | 315,000      | 340,000      | 448,000      |                              | 371,000      |                  |                              | 488,000      |                  |                              |

BIG SKY WATER AND SEWER DISTRICT #363

FLOW COMPARISON IN GALLONS PER DAY: 20011-2020

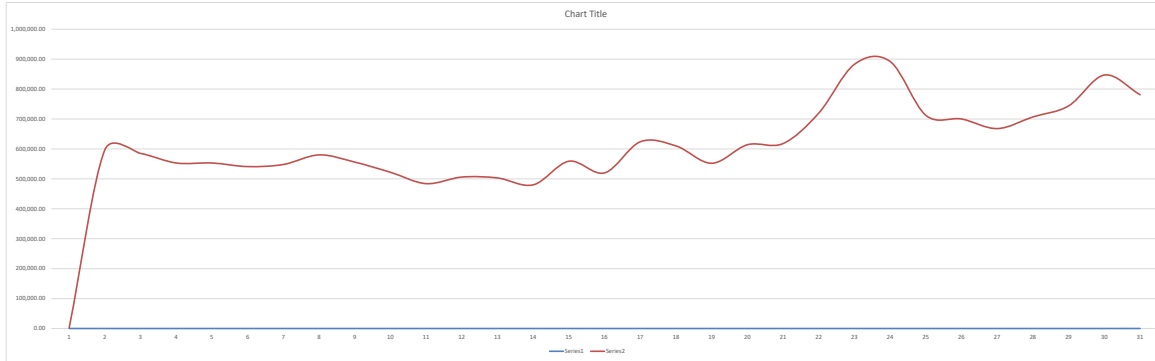
MAY

| DAY          | 2011         | 2012        | 2013        | 2014         | 2015        | 2016         | 2017         | 2018         | % Difference 2017 to |              | 2019 Mountain | % Difference 2018 to |              | 2020 Mountain | % Difference 2019 to 2020 |
|--------------|--------------|-------------|-------------|--------------|-------------|--------------|--------------|--------------|----------------------|--------------|---------------|----------------------|--------------|---------------|---------------------------|
|              |              |             |             |              |             |              |              |              | 2018                 | 2019         |               | 2019                 | 2020         |               |                           |
| 1            | 283,000      | 284,000     | 244,000     | 411,000      | 297,000     | 357,000      | 361,000      | 748,000      | 107.2%               | 520,000      | 126,150       | -30.5%               | 890,000      | 204,140       | 71.2%                     |
| 2            | 288,000      | 202,000     | 181,000     | 462,000      | 291,000     | 354,000      | 408,000      | 695,000      | 70.3%                | 454,000      | 131,660       | -34.7%               | 778,000      | 213,280       | 71.4%                     |
| 3            | 340,000      | 241,000     | 233,000     | 424,000      | 278,000     | 284,000      | 418,000      | 688,000      | 64.6%                | 454,000      | 131,660       | -34.0%               | 746,000      | 200,070       | 64.3%                     |
| 4            | 364,000      | 187,000     | 179,000     | 479,000      | 282,000     | 330,000      | 416,000      | 699,000      | 68.0%                | 469,000      | 136,010       | -32.9%               | 697,000      | 171,140       | 48.6%                     |
| 5            | 435,000      | 181,000     | 249,000     | 554,000      | 289,000     | 382,000      | 461,000      | 724,000      | 57.0%                | 467,000      | 135,430       | -35.5%               | 680,000      | 165,410       | 45.6%                     |
| 6            | 513,000      | 198,000     | 282,000     | 570,000      | 305,000     | 393,000      | 420,000      | 731,000      | 74.0%                | 471,000      | 136,590       | -35.6%               | 674,000      | 168,300       | 43.1%                     |
| 7            | 606,000      | 225,000     | 319,000     | 586,000      | 299,000     | 357,000      | 434,000      | 756,000      | 74.2%                | 454,000      | 131,660       | -39.9%               | 630,000      | 154,290       | 38.8%                     |
| 8            | 746,000      | 281,000     | 358,000     | 540,000      | 238,000     | 352,000      | 466,000      | 816,000      | 75.1%                | 453,000      | 131,370       | -44.5%               | 560,000      | 151,200       | 23.6%                     |
| 9            | 729,000      | 255,000     | 275,000     | 453,000      | 200,000     | 361,000      | 478,000      | 753,000      | 57.5%                | 539,000      | 156,310       | -28.4%               | 520,000      | 140,400       | -3.5%                     |
| 10           | 671,000      | 261,000     | 341,000     | 525,000      | 192,000     | 327,000      | 474,000      | 747,000      | 57.6%                | 476,000      | 131,800       | -36.3%               | 509,000      | 137,430       | 6.9%                      |
| 11           | 637,000      | 250,000     | 263,000     | 504,000      | 186,000     | 303,000      | 446,000      | 761,000      | 70.6%                | 454,000      | 141,290       | -40.3%               | 584,000      | 157,680       | 28.6%                     |
| 12           | 651,000      | 166,000     | 276,000     | 454,000      | 241,000     | 332,000      | 449,000      | 615,000      | 37.0%                | 478,000      | 139,670       | -22.3%               | 635,000      | 178,460       | 32.8%                     |
| 13           | 743,000      | 164,000     | 298,000     | 361,000      | 277,000     | 333,000      | 441,000      | 576,000      | 30.6%                | 484,000      | 143,680       | -16.0%               | 677,000      | 173,310       | 39.9%                     |
| 14           | 837,000      | 195,000     | 238,000     | 374,000      | 258,000     | 307,000      | 427,000      | 530,000      | 24.1%                | 496,000      | 158,640       | -6.4%                | 652,000      | 161,480       | 31.5%                     |
| 15           | 893,000      | 162,000     | 211,000     | 415,000      | 280,000     | 308,000      | 407,000      | 501,000      | 23.1%                | 513,000      | 147,370       | 2.4%                 | 662,000      | 169,310       | 29.0%                     |
| 16           | 887,000      | 205,000     | 193,000     | 474,000      | 366,000     | 403,000      | 404,000      | 494,000      | 22.3%                | 480,000      | 139,070       | -2.8%                | 648,000      | 151,280       | 35.0%                     |
| 17           | 804,000      | 156,000     | 222,000     | 511,000      | 329,000     | 361,000      | 418,000      | 530,000      | 26.8%                | 545,000      | 212,550       | 2.8%                 | 641,000      | 146,500       | 17.6%                     |
| 18           | 747,000      | 180,000     | 217,000     | 577,000      | 308,000     | 343,000      | 412,000      | 566,000      | 37.4%                | 542,000      | 211,380       | -4.2%                | 611,000      | 142,940       | 12.7%                     |
| 19           | 673,000      | 182,000     | 232,000     | 567,000      | 337,000     | 345,000      | 359,000      | 483,000      | 34.5%                | 467,000      | 182,130       | -3.3%                | 613,000      | 165,420       | 31.3%                     |
| 20           | 677,000      | 174,000     | 408,000     | 543,000      | 295,000     | 353,000      | 337,000      | 455,000      | 35.0%                | 526,000      | 205,140       | 15.6%                | 616,000      | 185,090       | 17.1%                     |
| 21           | 750,000      | 192,000     | 338,000     | 515,000      | 282,000     | 387,000      | 382,000      | 449,000      | 17.5%                | 456,000      | 173,010       | 1.6%                 | 612,000      | 187,510       | 34.2%                     |
| 22           | 825,000      | 259,000     | 307,000     | 516,000      | 278,000     | 339,000      | 425,000      | 457,000      | 7.5%                 | 458,000      | 163,060       | 0.2%                 | 576,000      | 163,060       | 25.8%                     |
| 23           | 841,000      | 264,000     | 315,000     | 539,000      | 277,000     | 422,000      | 410,000      | 560,000      | 36.6%                | 452,000      | 161,790       | -19.3%               | 526,000      | 164,000       | 16.4%                     |
| 24           | 915,000      | 251,000     | 337,000     | 547,000      | 280,000     | 405,000      | 414,000      | 596,000      | 44.0%                | 446,000      | 176,240       | -25.2%               | 513,000      | 153,000       | 15.0%                     |
| 25           | 863,000      | 240,000     | 310,000     | 479,000      | 293,000     | 377,000      | 398,000      | 537,000      | 34.9%                | 431,000      | 153,390       | -19.7%               | 463,000      | 146,000       | 7.4%                      |
| 26           | 766,000      | 168,000     | 284,000     | 486,000      | 276,000     | 376,000      | 345,000      | 515,000      | 49.3%                | 426,000      | 164,800       | -17.3%               | 505,000      | 153,000       | 18.5%                     |
| 27           | 619,000      | 198,000     | 305,000     | 435,000      | 231,000     | 379,000      | 339,000      | 505,000      | 49.0%                | 429,000      | 169,840       | -15.0%               | 533,000      | 153,000       | 24.2%                     |
| 28           | 552,000      | 266,000     | 296,000     | 397,000      | 255,000     | 384,000      | 322,000      | 539,000      | 67.4%                | 436,000      | 170,040       | -19.1%               | 524,000      | 153,000       | 20.2%                     |
| 29           | 533,000      | 240,000     | 286,000     | 366,000      | 218,000     | 357,000      | 368,000      | 540,000      | 46.7%                | 406,000      | 158,340       | -24.8%               | 518,000      | 153,000       | 27.6%                     |
| 30           | 515,000      | 244,000     | 253,000     | 353,000      | 215,000     | 324,000      | 405,000      | 527,000      | 30.1%                | 360,000      | 140,400       | -31.7%               | 537,000      | 140,400       | 49.2%                     |
| 31           | 458,000      | 232,000     | 311,000     | 341,000      | 211,000     | 315,000      | 415,000      | 514,000      | 23.9%                | 350,000      | 146,120       | -31.9%               | 502,000      | 146,120       | 43.4%                     |
| <b>TOTAL</b> | <b>20.16</b> | <b>6.70</b> | <b>8.56</b> | <b>14.76</b> | <b>8.36</b> | <b>10.95</b> | <b>12.66</b> | <b>18.61</b> | <b>47.0%</b>         | <b>14.39</b> | <b>4.81</b>   | <b>-0.23</b>         | <b>18.83</b> |               |                           |
| AVERAGE      | 650,355      | 216,226     | 276,161     | 476,065      | 269,806     | 353,226      | 408,355      | 600,226      |                      | 464,258      | 155,051       |                      | 607,484      |               |                           |
| MAXIMUM      | 915,000      | 284,000     | 408,000     | 586,000      | 366,000     | 422,000      | 478,000      | 816,000      |                      | 545,000      | 212,550       |                      | 890,000      |               |                           |
| MINIMUM      | 283,000      | 156,000     | 179,000     | 341,000      | 186,000     | 284,000      | 322,000      | 449,000      |                      | 350,000      | 126,150       |                      | 463,000      |               |                           |

APRIL

FLOW COMPARISON IN GALLONS PER DAY: 2009-2020

| DAY     | 2017    |         |         |         |         |         |         |         | % Difference 2017 to 2018 | 2019     |         | % Difference 2019 to 2018 | 2020     |         | % Difference 2020 to 2019 | Mountain<br>2020 | % Difference 2019 to 2020 | Mountain, Meadow<br>2020 | % Difference 2020 |
|---------|---------|---------|---------|---------|---------|---------|---------|---------|---------------------------|----------|---------|---------------------------|----------|---------|---------------------------|------------------|---------------------------|--------------------------|-------------------|
|         | 2011    | 2012    | 2013    | 2014    | 2015    | 2016    | 2017    | 2018    |                           | Mountain | 2019    |                           | Mountain | 2020    |                           |                  |                           |                          |                   |
| 1       | 381,000 | 435,000 | 442,000 | 476,000 | 558,000 | 560,000 | 655,000 | 597,000 | 5.7%                      | 421,000  | 209,670 | -29.5%                    | 283,000  | 126,500 | -52.8%                    |                  |                           | -39.7%                   |                   |
| 2       | 366,000 | 436,000 | 413,000 | 480,000 | 531,000 | 336,000 | 342,000 | 586,000 | 7.9%                      | 396,000  | 198,310 | -32.2%                    | 230,000  | 113,400 | -36.7%                    |                  |                           | -54.6%                   |                   |
| 3       | 321,000 | 413,000 | 410,000 | 467,000 | 533,000 | 336,000 | 354,000 | 593,000 | -0.2%                     | 398,000  | 204,660 | -28.0%                    | 244,000  | 111,800 | -38.7%                    |                  |                           | -54.2%                   |                   |
| 4       | 299,000 | 357,000 | 404,000 | 494,000 | 508,000 | 362,000 | 507,000 | 503,000 | 9.1%                      | 423,000  | 208,700 | -23.5%                    | 233,000  | 104,210 | -40.2%                    |                  |                           | -58.8%                   |                   |
| 5       | 293,000 | 396,000 | 409,000 | 413,000 | 443,000 | 377,000 | 510,000 | 541,000 | 6.1%                      | 463,000  | 228,960 | -14.4%                    | 279,000  | 115,110 | -39.7%                    |                  |                           | -58.7%                   |                   |
| 6       | 291,000 | 400,000 | 458,000 | 371,000 | 445,000 | 403,000 | 475,000 | 548,000 | 15.4%                     | 469,000  | 230,120 | -14.4%                    | 282,000  | 121,400 | -44.1%                    |                  |                           | -57.2%                   |                   |
| 7       | 305,000 | 405,000 | 373,000 | 365,000 | 399,000 | 420,000 | 493,000 | 580,000 | 17.6%                     | 457,000  | 126,200 | -21.2%                    | 283,000  | 130,420 | -38.1%                    |                  |                           | -53.9%                   |                   |
| 8       | 289,000 | 409,000 | 372,000 | 413,000 | 369,000 | 468,000 | 556,000 | 556,000 | 0.7%                      | 498,000  | 246,690 | -10.4%                    | 289,000  | 128,890 | -42.0%                    |                  |                           | -55.4%                   |                   |
| 9       | 299,000 | 396,000 | 363,000 | 447,000 | 382,000 | 519,000 | 547,000 | 522,000 | -4.6%                     | 783,000  | 274,280 | 90.0%                     | 300,000  | 127,000 | -61.7%                    |                  |                           | -57.7%                   |                   |
| 10      | 286,000 | 345,000 | 206,000 | 446,000 | 388,000 | 563,000 | 515,000 | 484,000 | -6.0%                     | 779,000  | 224,450 | 61.0%                     | 324,000  | 112,380 | -58.4%                    |                  |                           | -65.3%                   |                   |
| 11      | 257,000 | 395,000 | 316,000 | 453,000 | 397,000 | 539,000 | 495,000 | 508,000 | 2.2%                      | 675,000  | 204,520 | 33.4%                     | 314,000  | 98,570  | -53.5%                    |                  |                           | -68.6%                   |                   |
| 12      | 258,000 | 385,000 | 316,000 | 413,000 | 378,000 | 544,000 | 486,000 | 503,000 | 3.5%                      | 619,000  | 203,610 | 23.1%                     | 263,000  | 87,410  | -57.5%                    |                  |                           | -66.8%                   |                   |
| 13      | 281,000 | 428,000 | 393,000 | 318,000 | 322,000 | 708,000 | 468,000 | 480,000 | 2.6%                      | 532,000  | 225,010 | 10.8%                     | 285,000  | 96,570  | -46.4%                    |                  |                           | -67.1%                   |                   |
| 14      | 292,000 | 472,000 | 421,000 | 348,000 | 294,000 | 678,000 | 501,000 | 559,000 | 11.8%                     | 530,000  | 218,940 | -5.2%                     | 279,000  | 99,570  | -47.4%                    |                  |                           | -54.7%                   |                   |
| 15      | 270,000 | 464,000 | 345,000 | 306,000 | 325,000 | 561,000 | 546,000 | 520,000 | -5.1%                     | 500,000  | 198,200 | -3.8%                     | 282,000  | 87,960  | -43.6%                    |                  |                           | -68.8%                   |                   |
| 16      | 285,000 | 355,000 | 245,000 | 324,000 | 343,000 | 523,000 | 543,000 | 624,000 | 14.9%                     | 483,000  | 201,430 | -22.6%                    | 269,000  | 89,620  | -44.3%                    |                  |                           | -66.4%                   |                   |
| 17      | 318,000 | 350,000 | 245,000 | 377,000 | 392,000 | 582,000 | 453,000 | 610,000 | 34.7%                     | 487,000  | 227,270 | -26.2%                    | 289,000  | 96,310  | -38.1%                    |                  |                           | -67.6%                   |                   |
| 18      | 327,000 | 286,000 | 276,000 | 484,000 | 364,000 | 486,000 | 431,000 | 552,000 | 28.1%                     | 497,000  | 259,230 | -18.5%                    | 278,000  | 87,730  | -44.1%                    |                  |                           | -68.2%                   |                   |
| 19      | 311,000 | 312,000 | 256,000 | 533,000 | 357,000 | 415,000 | 400,000 | 614,000 | 53.5%                     | 616,000  | 301,440 | 11.6%                     | 297,000  | 84,600  | -51.8%                    |                  |                           | -71.5%                   |                   |
| 20      | 302,000 | 269,000 | 241,000 | 545,000 | 268,000 | 456,000 | 397,000 | 618,000 | 55.7%                     | 742,000  | 370,450 | 20.8%                     | 310,000  | 93,050  | -58.2%                    |                  |                           | -74.9%                   |                   |
| 21      | 345,000 | 192,000 | 249,000 | 487,000 | 276,000 | 478,000 | 375,000 | 720,000 | 92.9%                     | 689,000  | 340,640 | 43.9%                     | 359,000  | 109,120 | -59.6%                    |                  |                           | -68.0%                   |                   |
| 22      | 396,000 | 233,000 | 284,000 | 552,000 | 311,000 | 489,000 | 365,000 | 683,000 | 123.5%                    | 736,000  | 296,270 | 2.2%                      | 430,000  | 119,040 | -41.6%                    |                  |                           | -72.3%                   |                   |
| 23      | 411,000 | 292,000 | 233,000 | 656,000 | 332,000 | 430,000 | 403,000 | 892,000 | 121.3%                    | 716,000  | 237,690 | -18.9%                    | 460,000  | 124,070 | -35.8%                    |                  |                           | -47.8%                   |                   |
| 24      | 391,000 | 344,000 | 201,000 | 508,000 | 317,000 | 416,000 | 423,000 | 712,000 | 68.3%                     | 718,000  | 281,690 | -19.5%                    | 480,000  | 126,760 | -33.1%                    |                  |                           | -55.0%                   |                   |
| 25      | 325,000 | 398,000 | 183,000 | 477,000 | 286,000 | 410,000 | 421,000 | 700,000 | 66.3%                     | 698,000  | 234,630 | -2.0%                     | 508,000  | 131,920 | -27.7%                    |                  |                           | -43.8%                   |                   |
| 26      | 302,000 | 443,000 | 203,000 | 496,000 | 265,000 | 413,000 | 439,000 | 668,000 | 52.2%                     | 681,000  | 238,100 | -2.7%                     | 628,000  | 151,590 | -7.8%                     |                  |                           | -36.3%                   |                   |
| 27      | 269,000 | 383,000 | 196,000 | 504,000 | 265,000 | 443,000 | 432,000 | 707,000 | 63.7%                     | 703,000  | 241,140 | 5.2%                      | 623,000  | 138,450 | -11.4%                    |                  |                           | -42.6%                   |                   |
| 28      | 330,000 | 348,000 | 245,000 | 494,000 | 303,000 | 396,000 | 417,000 | 744,000 | 78.4%                     | 623,000  | 221,770 | -11.9%                    | 589,000  | 145,260 | -5.5%                     |                  |                           | -34.5%                   |                   |
| 29      | 312,000 | 315,000 | 261,000 | 420,000 | 302,000 | 366,000 | 381,000 | 847,000 | 134.6%                    | 645,000  | 203,330 | -26.7%                    | 648,000  | 162,740 | 18.9%                     |                  |                           | -74.8%                   |                   |
| 30      | 295,000 | 321,000 | 260,000 | 374,000 | 326,000 | 374,000 | 349,000 | 781,000 | 123.8%                    | 535,000  | 185,270 | -38.8%                    | 695,000  | 205,290 | 29.9%                     |                  |                           | -70.5%                   |                   |
| TOTAL   | 841     | 16,96   | 822     | 13,42   | 16,98   | 13,83   | 14,80   | 16,74   | 6.34                      | 17,89    | 7,80    | -11.95                    | 11,95    | 3,83    | -6.89                     |                  |                           |                          |                   |
| AVERAGE | 313,567 | 364,967 | 307,300 | 447,367 | 365,967 | 461,100 | 466,567 | 625,382 |                           | 586,587  | 233,382 |                           | 368,333  |         |                           |                  |                           |                          |                   |
| MAXIMUM | 411,000 | 472,000 | 458,000 | 656,000 | 558,000 | 708,000 | 565,000 | 892,000 |                           | 889,000  | 370,450 |                           | 695,000  |         |                           |                  |                           |                          |                   |
| MINIMUM | 257,000 | 192,000 | 183,000 | 306,000 | 265,000 | 336,000 | 349,000 | 480,000 |                           | 395,000  | 126,200 |                           | 244,000  |         |                           |                  |                           |                          |                   |



MARCH

FLOW COMPARISON IN GALLONS PER DAY: 2009-2020

| DAY          | 2019         |              |              |              |              |              |              |              | 2020        |              |             |              |              |              |          |              |
|--------------|--------------|--------------|--------------|--------------|--------------|--------------|--------------|--------------|-------------|--------------|-------------|--------------|--------------|--------------|----------|--------------|
|              | 2011         | 2012         | 2013         | 2014         | 2015         | 2016         | 2017         | 2018         | 2019        | Mountain     | 2019to 2019 | 2020         | Mountain     | 2019to 2020  | Mountain | 2019 to 2020 |
| 1            | 348,000      | 381,000      | 441,000      | 519,000      | 431,000      | 424,000      | 472,000      | 570,000      | 519,000     | 273,200      | -4.8%       | 534,000      | 276,240      | 12.3%        | 514,000  | -1.4%        |
| 2            | 356,000      | 410,000      | 468,000      | 515,000      | 422,000      | 416,000      | 456,000      | 577,000      | 500,000     | 297,720      | -4.7%       | 545,000      | 286,050      | -0.9%        | 510,000  | -10.6%       |
| 3            | 377,000      | 457,000      | 446,000      | 501,000      | 386,000      | 367,000      | 522,000      | 607,000      | 548,000     | 287,960      | -9.7%       | 533,000      | 283,470      | -2.7%        | 510,000  | -8.5%        |
| 4            | 397,000      | 426,000      | 498,000      | 499,000      | 417,000      | 420,000      | 512,000      | 615,000      | 504,000     | 267,680      | -18.0%      | 540,000      | 264,500      | 7.1%         | 510,000  | -1.2%        |
| 5            | 392,000      | 373,000      | 391,000      | 485,000      | 446,000      | 420,000      | 528,000      | 581,000      | 489,000     | 267,500      | -15.8%      | 518,000      | 294,520      | 5.9%         | 510,000  | -43.1%       |
| 6            | 407,000      | 395,000      | 392,000      | 480,000      | 468,000      | 500,000      | 501,000      | 572,000      | 471,000     | 264,820      | -17.7%      | 564,000      | 279,920      | 26.1%        | 510,000  | -52.9%       |
| 7            | 409,000      | 389,000      | 397,000      | 508,000      | 447,000      | 492,000      | 501,000      | 521,000      | 466,000     | 272,360      | -10.6%      | 581,000      | 288,440      | 24.7%        | 510,000  | -50.4%       |
| 8            | 392,000      | 407,000      | 384,000      | 487,000      | 434,000      | 494,000      | 456,000      | 527,000      | 496,000     | 286,170      | -6.9%       | 563,000      | 293,770      | 17.0%        | 510,000  | -49.6%       |
| 9            | 387,000      | 412,000      | 375,000      | 489,000      | 452,000      | 479,000      | 472,000      | 533,000      | 534,000     | 299,730      | 0.2%        | 536,000      | 276,640      | 0.4%         | 510,000  | -8.0%        |
| 10           | 401,000      | 433,000      | 391,000      | 484,000      | 456,000      | 459,000      | 526,000      | 592,000      | 551,000     | 317,080      | -6.9%       | 591,000      | 288,050      | 0.0%         | 510,000  | -15.5%       |
| 11           | 432,000      | 468,000      | 371,000      | 539,000      | 443,000      | 497,000      | 497,000      | 647,000      | 534,000     | 292,930      | -17.5%      | 539,000      | 285,580      | 0.9%         | 510,000  | -50.7%       |
| 12           | 441,000      | 414,000      | 346,000      | 532,000      | 410,000      | 477,000      | 510,000      | 632,000      | 499,000     | 242,020      | -21.0%      | 536,000      | 280,110      | 8.6%         | 510,000  | -51.7%       |
| 13           | 469,000      | 467,000      | 366,000      | 528,000      | 427,000      | 524,000      | 544,000      | 689,000      | 545,000     | 236,790      | -20.9%      | 552,000      | 254,470      | 1.3%         | 510,000  | -53.9%       |
| 14           | 444,000      | 384,000      | 431,000      | 559,000      | 415,000      | 474,000      | 533,000      | 633,000      | 515,000     | 244,360      | -18.6%      | 554,000      | 254,840      | 7.6%         | 510,000  | -54.6%       |
| 15           | 447,000      | 436,000      | 491,000      | 579,000      | 419,000      | 526,000      | 631,000      | 643,000      | 526,000     | 264,710      | -18.4%      | 535,000      | 237,760      | 1.9%         | 510,000  | -10.2%       |
| 16           | 468,000      | 485,000      | 424,000      | 579,000      | 502,000      | 488,000      | 610,000      | 643,000      | 523,000     | 266,770      | -18.7%      | 525,000      | 226,510      | 0.4%         | 510,000  | -15.7%       |
| 17           | 478,000      | 531,000      | 452,000      | 549,000      | 513,000      | 504,000      | 597,000      | 638,000      | 546,000     | 237,130      | -14.4%      | 465,000      | 189,720      | -14.4%       | 510,000  | -20.0%       |
| 18           | 507,000      | 498,000      | 371,000      | 514,000      | 557,000      | 538,000      | 579,000      | 605,000      | 528,000     | 266,010      | -12.7%      | 387,000      | 164,420      | -26.7%       | 510,000  | -57.9%       |
| 19           | 483,000      | 446,000      | 389,000      | 538,000      | 512,667      | 499,000      | 614,000      | 575,000      | 517,000     | 228,600      | -10.1%      | 346,000      | 145,860      | -33.1%       | 510,000  | -57.8%       |
| 20           | 425,000      | 413,000      | 351,000      | 544,000      | 512,667      | 554,000      | 584,000      | 549,000      | 527,000     | 284,430      | -4.0%       | 431,000      | 145,330      | -18.2%       | 510,000  | -66.3%       |
| 21           | 400,000      | 406,000      | 390,000      | 591,000      | 512,667      | 516,000      | 672,000      | 532,000      | 521,000     | 251,240      | -2.1%       | 277,000      | 139,660      | -46.8%       | 510,000  | -49.6%       |
| 22           | 390,000      | 419,000      | 384,000      | 489,000      | 512,667      | 549,000      | 729,000      | 554,000      | 548,000     | 252,430      | -1.1%       | 351,000      | 126,550      | -35.9%       | 510,000  | -64.2%       |
| 23           | 384,000      | 387,000      | 387,000      | 491,000      | 512,667      | 491,000      | 634,000      | 604,000      | 542,000     | 280,970      | -10.3%      | 295,000      | 120,120      | -53.0%       | 510,000  | -57.2%       |
| 24           | 381,000      | 333,000      | 303,000      | 459,000      | 512,667      | 515,000      | 664,000      | 635,000      | 633,000     | 254,310      | -16.1%      | 343,000      | 113,360      | -36.6%       | 510,000  | -66.9%       |
| 25           | 400,000      | 390,000      | 379,000      | 513,000      | 488,000      | 545,000      | 638,000      | 625,000      | 514,000     | 272,810      | -17.8%      | 317,000      | 113,530      | -38.3%       | 510,000  | -64.2%       |
| 26           | 423,000      | 465,000      | 438,000      | 517,000      | 454,000      | 585,000      | 638,000      | 618,000      | 482,000     | 278,700      | -22.0%      | 279,000      | 115,510      | -42.7%       | 510,000  | -58.1%       |
| 27           | 405,000      | 433,000      | 401,000      | 511,000      | 504,000      | 538,000      | 611,000      | 627,000      | 523,000     | 259,870      | -16.8%      | 283,000      | 130,180      | -45.9%       | 510,000  | -49.9%       |
| 28           | 458,000      | 473,000      | 422,000      | 530,000      | 551,000      | 473,000      | 572,000      | 624,000      | 499,000     | 266,890      | -20.0%      | 272,000      | 122,400      | -45.5%       | 510,000  | -56.0%       |
| 29           | 392,000      | 455,000      | 477,000      | 506,000      | 542,000      | 452,000      | 600,000      | 599,000      | 509,000     | 260,960      | -15.0%      | 255,000      | 119,850      | -49.9%       | 510,000  | -54.1%       |
| 30           | 382,000      | 457,000      | 484,000      | 510,000      | 551,000      | 430,000      | 673,000      | 673,000      | 493,000     | 257,330      | -9.9%       | 296,000      | 93,730       | -58.2%       | 510,000  | -43.6%       |
| 31           | 381,000      | 474,000      | 439,000      | 504,000      | 501,000      | 379,000      | 596,000      | 653,000      | 654,000     | 244,650      | -36.0%      | 283,000      | 136,160      | -39.6%       | 510,000  | -41.3%       |
| <b>TOTAL</b> | <b>12,79</b> | <b>13,23</b> | <b>12,68</b> | <b>15,91</b> | <b>11,65</b> | <b>16,08</b> | <b>17,68</b> | <b>16,79</b> | <b>8,45</b> | <b>16,02</b> | <b>8,27</b> | <b>14,48</b> | <b>13,86</b> | <b>15,45</b> |          |              |
| AVERAGE      | 412,677      | 426,742      | 408,968      | 513,200      | 479,032      | 486,548      | 567,129      | 603,355      | 516,613     | 266,923      |             | 437,290      |              |              |          |              |
| MAXIMUM      | 507,000      | 531,000      | 491,000      | 579,000      | 561,000      | 586,000      | 729,000      | 699,000      | 651,000     | 317,080      |             | 584,000      |              |              |          |              |
| MINIMUM      | 348,000      | 333,000      | 348,000      | 458,000      | 398,000      | 367,000      | 455,000      | 521,000      | 464,000     | 226,600      |             | 206,000      |              |              |          |              |

BIG SKY WATER AND SEWER DISTRICT #363

FEBRUARY

| DAY          | 2012         | 2013         | 2014         | 2015         | 2016         | 2017         | 2018         | % Difference 2017 to 2018 | 2019         | 2019 Mountain | % Difference 2018 to 2019 | 2020         | % Difference 2019 to 2020 | 2021    | % Difference 2020 to 2021 |
|--------------|--------------|--------------|--------------|--------------|--------------|--------------|--------------|---------------------------|--------------|---------------|---------------------------|--------------|---------------------------|---------|---------------------------|
| 1            | 342,000      | 336,000      | 439,000      | 382,000      | 346,000      | 472,000      | 526,000      | 11.4%                     | 499,000      | 276,170       | -5.1%                     | 541,000      | 8.4%                      | 578,000 | 6.8%                      |
| 2            | 354,000      | 400,000      | 426,000      | 385,000      | 340,000      | 468,000      | 535,000      | 14.3%                     | 520,000      | 293,190       | -2.8%                     | 549,000      | 5.6%                      | 598,000 | 8.9%                      |
| 3            | 354,000      | 395,000      | 413,000      | 379,000      | 403,000      | 514,000      | 566,000      | 10.1%                     | 527,000      | 298,630       | -6.9%                     | 532,000      | 0.9%                      | 610,000 | 14.7%                     |
| 4            | 299,000      | 374,000      | 462,000      | 392,000      | 385,000      | 490,000      | 582,000      | 18.8%                     | 505,000      | 282,800       | -13.2%                    | 542,000      | 7.3%                      | 622,000 | 14.8%                     |
| 5            | 335,000      | 318,000      | 464,000      | 452,000      | 410,000      | 494,000      | 566,000      | 14.6%                     | 511,000      | 277,270       | -9.7%                     | 488,000      | -4.5%                     | 552,000 | 13.1%                     |
| 6            | 322,000      | 341,000      | 464,000      | 481,000      | 435,000      | 478,000      | 537,000      | 12.3%                     | 482,000      | 275,730       | -10.2%                    | 519,000      | 7.7%                      | 569,000 | 9.6%                      |
| 7            | 319,000      | 409,000      | 520,000      | 514,000      | 453,000      | 471,000      | 477,000      | 1.3%                      | 465,000      | 279,730       | -2.5%                     | 560,000      | 20.4%                     | 569,000 | 1.6%                      |
| 8            | 298,000      | 382,000      | 530,000      | 466,000      | 407,000      | 466,000      | 483,000      | 3.6%                      | 520,000      |               | 7.7%                      | 565,000      | 8.7%                      | 572,000 | 1.2%                      |
| 9            | 367,000      | 418,000      | 526,000      | 427,000      | 344,000      | 477,000      | 428,000      | -10.3%                    | 524,000      |               | 22.4%                     | 576,000      | 9.9%                      | 585,000 | 1.6%                      |
| 10           | 385,000      | 391,000      | 490,000      | 417,000      | 343,000      | 496,000      | 618,000      | 24.6%                     | 549,000      |               | -11.2%                    | 520,000      | -5.3%                     | 615,000 | 18.3%                     |
| 11           | 329,000      | 289,000      | 406,000      | 498,000      | 359,000      | 501,000      | 604,000      | 20.6%                     | 496,000      |               | -17.9%                    | 503,000      | 1.4%                      | 626,000 | 24.5%                     |
| 12           | 302,000      | 311,000      | 380,000      | 458,000      | 385,000      | 574,000      | 570,000      | -0.7%                     | 437,000      |               | -23.3%                    | 503,000      | 15.1%                     | 598,000 | 18.9%                     |
| 13           | 298,000      | 310,000      | 407,000      | 427,000      | 433,000      | 472,000      | 517,000      | 9.5%                      | 486,000      |               | -6.0%                     | 491,000      | 1.0%                      | 589,000 | 20.0%                     |
| 14           | 262,000      | 332,000      | 428,000      | 421,000      | 458,000      | 464,000      | 507,000      | 9.3%                      | 438,000      |               | -13.6%                    | 522,000      | 19.2%                     | 569,000 | 9.0%                      |
| 15           | 358,000      | 421,000      | 562,000      | 448,000      | 449,000      | 446,000      | 518,000      | 16.1%                     | 486,000      |               | -6.2%                     | 574,000      | 18.1%                     | 600,000 | 4.5%                      |
| 16           | 356,000      | 462,000      | 591,000      | 412,000      | 440,000      | 440,000      | 485,000      | 584,000                   | 20.4%        | 517,000       |                           | -11.5%       | 567,000                   | 9.7%    |                           |
| 17           | 348,000      | 473,000      | 550,000      | 426,000      | 440,000      | 498,000      | 571,000      | 14.7%                     | 545,000      |               | -4.6%                     | 574,000      | 5.3%                      |         |                           |
| 18           | 397,000      | 450,000      | 530,000      | 439,000      | 458,000      | 598,000      | 620,000      | 22.0%                     | 548,000      |               | -11.6%                    | 529,000      | -3.5%                     |         |                           |
| 19           | 475,000      | 343,000      | 494,000      | 447,000      | 439,000      | 439,000      | 584,000      | 621,000                   | 6.3%         | 522,000       |                           | -15.9%       | 529,000                   | 1.3%    |                           |
| 20           | 495,000      | 341,000      | 470,000      | 473,000      | 479,000      | 517,000      | 573,000      | 10.8%                     | 496,000      |               | -13.4%                    | 537,000      | 8.3%                      |         |                           |
| 21           | 406,000      | 343,000      | 477,000      | 504,000      | 488,000      | 495,000      | 574,000      | 16.0%                     | 511,000      |               | -11.0%                    | 538,000      | 5.3%                      |         |                           |
| 22           | 385,000      | 370,000      | 555,000      | 482,000      | 431,000      | 495,000      | 595,000      | 20.2%                     | 507,000      |               | -14.8%                    | 539,000      | 6.3%                      |         |                           |
| 23           | 373,000      | 430,000      | 590,000      | 472,000      | 399,000      | 470,000      | 593,000      | 26.2%                     | 547,000      |               | -7.8%                     | 565,000      | 3.3%                      |         |                           |
| 24           | 401,000      | 402,000      | 533,000      | 454,000      | 421,000      | 502,000      | 627,000      | 24.9%                     | 522,000      |               | -16.7%                    | 557,000      | 6.7%                      |         |                           |
| 25           | 387,000      | 373,000      | 521,000      | 441,000      | 443,000      | 521,000      | 622,000      | 19.4%                     | 476,000      |               | -23.5%                    | 531,000      | 11.6%                     |         |                           |
| 26           | 391,000      | 379,000      | 524,000      | 483,000      | 456,000      | 531,000      | 600,000      | 13.0%                     | 485,000      |               | -19.2%                    | 528,000      | 8.9%                      |         |                           |
| 27           | 357,000      | 353,000      | 517,000      | 520,000      | 484,000      | 598,000      | 582,000      | 14.6%                     | 493,000      |               | -15.3%                    | 526,000      | 8.7%                      |         |                           |
| 28           | 432,000      | 453,000      | 539,000      | 476,000      | 473,000      | 483,000      | 573,000      | 18.6%                     | 508,000      |               | -11.3%                    | 552,000      | 8.7%                      |         |                           |
| 29           | 372,000      |              |              | 453,000      |              |              |              |                           |              |               |                           | 613,000      |                           |         |                           |
| <b>TOTAL</b> | <b>10.50</b> | <b>10.60</b> | <b>13.81</b> | <b>12.58</b> | <b>12.23</b> | <b>13.88</b> | <b>15.77</b> | <b>13.6%</b>              | <b>14.12</b> |               | <b>-10.4%</b>             | <b>15.67</b> | <b>0.11</b>               |         |                           |
| AVERAGE      | 362,034      | 378,536      | 493,214      | 449,143      | 421,862      | 495,714      | 563,179      |                           | 504,357      |               |                           | 540,345      |                           |         |                           |
| MAXIMUM      | 495,000      | 473,000      | 591,000      | 520,000      | 484,000      | 584,000      | 627,000      |                           | 549,000      |               |                           | 613,000      |                           |         |                           |
| MINIMUM      | 262,000      | 289,000      | 380,000      | 379,000      | 340,000      | 446,000      | 428,000      |                           | 437,000      |               |                           | 488,000      |                           |         |                           |

FLOW COMPARISON IN GALLONS PER DAY: 2012-2021

JANUARY

| DAY          | 2012         | 2013         | 2014         | 2015         | 2016         | 2017         | 2018         | % Difference<br>2017 to 2018 | 2019         | % Difference<br>2018 to 2019 | 2020         | % Difference<br>2019 to 2020 | 2021         | % Difference<br>2020 to 2021 |
|--------------|--------------|--------------|--------------|--------------|--------------|--------------|--------------|------------------------------|--------------|------------------------------|--------------|------------------------------|--------------|------------------------------|
| 1            | 512,000      | 522,000      | 639,000      | 671,000      | 633,000      | 670,000      | 682,000      | 1.8%                         | 649,000      | -4.8%                        | 669,000      | 3.1%                         | 633,000      | -5.4%                        |
| 2            | 432,000      | 434,000      | 639,000      | 622,000      | 583,000      | 564,000      | 590,000      | -4.6%                        | 606,000      | 2.7%                         | 652,000      | 7.6%                         | 599,000      | -8.1%                        |
| 3            | 428,000      | 333,000      | 612,000      | 527,000      | 498,000      | 500,000      | 580,000      | 16.0%                        | 609,000      | 5.0%                         | 629,000      | 3.3%                         | 596,000      | -5.2%                        |
| 4            | 382,000      | 502,000      | 592,000      | 480,000      | 446,000      | 491,000      | 593,000      | 20.8%                        | 572,000      | -3.5%                        | 538,000      | -5.9%                        | 499,000      | -7.2%                        |
| 5            | 396,000      | 413,000      | 539,000      | 450,000      | 446,000      | 482,000      | 608,000      | 26.1%                        | 551,000      | -9.4%                        | 549,000      | -0.4%                        | 554,000      | 0.9%                         |
| 6            | 376,000      | 422,000      | 499,000      | 437,000      | 411,000      | 453,000      | 553,000      | 22.1%                        | 519,000      | -6.1%                        | 442,000      | -14.8%                       | 531,000      | 20.1%                        |
| 7            | 390,000      | 383,000      | 498,000      | 422,000      | 426,000      | 461,000      | 501,000      | 8.7%                         | 476,000      | -5.0%                        | 487,000      | 2.3%                         | 504,000      | 3.5%                         |
| 8            | 355,000      | 375,000      | 487,000      | 353,000      | 448,000      | 447,000      | 429,000      | -4.0%                        | 425,000      | -0.9%                        | 533,000      | 25.4%                        | 498,000      | -6.6%                        |
| 9            | 330,000      | 334,000      | 480,000      | 365,000      | 456,000      | 427,000      | 456,000      | 6.8%                         | 428,000      | -6.1%                        | 463,000      | 8.2%                         | 484,000      | 4.5%                         |
| 10           | 317,000      | 355,000      | 480,000      | 383,000      | 442,000      | 415,000      | 463,000      | 11.6%                        | 446,000      | -3.7%                        | 506,000      | 13.5%                        | 529,000      | 4.5%                         |
| 11           | 324,000      | 287,000      | 457,000      | 376,000      | 408,000      | 403,000      | 474,000      | 17.6%                        | 445,000      | -6.1%                        | 532,000      | 19.6%                        | 458,000      | -13.9%                       |
| 12           | 341,000      | 280,000      | 437,000      | 378,000      | 389,000      | 410,000      | 490,000      | 17.1%                        | 467,000      | -2.7%                        | 491,000      | 5.1%                         | 486,000      | -1.0%                        |
| 13           | 364,000      | 317,000      | 387,000      | 408,000      | 389,000      | 414,000      | 528,000      | 27.5%                        | 478,000      | -9.5%                        | 463,000      | -3.1%                        | 508,000      | 9.7%                         |
| 14           | 393,000      | 322,000      | 413,000      | 384,000      | 394,000      | 445,000      | 562,000      | 26.3%                        | 453,000      | -19.4%                       | 390,000      | -13.9%                       | 456,000      | 16.9%                        |
| 15           | 387,000      | 285,000      | 416,000      | 399,000      | 368,000      | 496,000      | 522,000      | 5.2%                         | 425,000      | -18.6%                       | 482,000      | 13.4%                        | 493,000      | 2.3%                         |
| 16           | 335,000      | 266,000      | 420,000      | 434,000      | 394,000      | 488,000      | 490,000      | 0.4%                         | 422,000      | -13.9%                       | 398,000      | -5.7%                        | 489,000      | 22.9%                        |
| 17           | 320,000      | 334,000      | 472,000      | 462,000      | 411,000      | 445,000      | 446,000      | 0.2%                         | 428,000      | -4.0%                        | 481,000      | 12.4%                        | 537,000      | 11.6%                        |
| 18           | 315,000      | 345,000      | 465,000      | 496,000      | 382,000      | 447,000      | 436,000      | -2.5%                        | 460,000      | 5.5%                         | 470,000      | 2.2%                         | 549,000      | 16.8%                        |
| 19           | 308,000      | 424,000      | 475,000      | 429,000      | 359,000      | 447,000      | 451,000      | 0.9%                         | 515,000      | 14.2%                        | 523,000      | 1.6%                         | 508,000      | -2.9%                        |
| 20           | 315,000      | 420,000      | 452,000      | 351,000      | 343,000      | 457,000      | 469,000      | 2.6%                         | 535,000      | 14.1%                        | 463,000      | -13.5%                       | 475,000      | 2.6%                         |
| 21           | 318,000      | 370,000      | 407,000      | 342,000      | 386,000      | 480,000      | 488,000      | 1.7%                         | 498,000      | 2.0%                         | 448,000      | -10.0%                       | 497,000      | 10.9%                        |
| 22           | 305,000      | 330,000      | 437,000      | 367,000      | 362,000      | 490,000      | 488,000      | -0.4%                        | 462,000      | -5.3%                        | 470,000      | 1.7%                         | 522,000      | 11.1%                        |
| 23           | 316,000      | 287,000      | 479,000      | 375,000      | 437,000      | 454,000      | 516,000      | 13.7%                        | 459,000      | -11.0%                       | 463,000      | 0.9%                         | 535,000      | 15.6%                        |
| 24           | 328,000      | 303,000      | 459,000      | 458,000      | 438,000      | 449,000      | 476,000      | 6.0%                         | 452,000      | -5.0%                        | 506,000      | 11.9%                        | 543,000      | 7.3%                         |
| 25           | 327,000      | 290,000      | 459,000      | 468,000      | 392,000      | 430,000      | 499,000      | 16.0%                        | 475,000      | -4.8%                        | 509,000      | 7.2%                         | 535,000      | 5.1%                         |
| 26           | 361,000      | 311,000      | 495,000      | 445,000      | 358,000      | 445,000      | 524,000      | 17.8%                        | 492,000      | -6.1%                        | 538,000      | 9.3%                         | 480,000      | -10.8%                       |
| 27           | 305,000      | 316,000      | 451,000      | 431,000      | 379,000      | 462,000      | 567,000      | 22.7%                        | 501,000      | -11.6%                       | 513,000      | 2.4%                         | 500,000      | -2.5%                        |
| 28           | 310,000      | 298,000      | 479,000      | 440,000      | 362,000      | 479,000      | 581,000      | 21.3%                        | 466,000      | -19.8%                       | 467,000      | 0.2%                         | 578,000      | 23.8%                        |
| 29           | 330,000      | 283,000      | 487,000      | 450,000      | 357,000      | 505,000      | 552,000      | 9.3%                         | 466,000      | -15.6%                       | 432,000      | -7.3%                        | 598,000      | 38.4%                        |
| 30           | 284,000      | 511,000      | 487,000      | 435,000      | 376,000      | 479,000      | 515,000      | 7.5%                         | 464,000      | -9.9%                        | 423,000      | -8.8%                        | 610,000      | 44.2%                        |
| 31           | 293,000      | 336,000      | 336,000      | 383,000      | 385,000      | 485,000      | 496,000      | 2.3%                         | 458,000      | -7.7%                        | 483,000      | 5.5%                         | 622,000      | 28.8%                        |
| <b>TOTAL</b> | <b>10.79</b> | <b>10.99</b> | <b>14.82</b> | <b>13.44</b> | <b>12.89</b> | <b>14.52</b> | <b>16.02</b> | <b>10.3%</b>                 | <b>15.10</b> | <b>-5.7%</b>                 | <b>15.41</b> | <b>0.02</b>                  | <b>16.41</b> | <b>7.7%</b>                  |
| AVERAGE      | 348,161      | 354,452      | 477,903      | 433,484      | 415,742      | 468,387      | 516,613      |                              | 487,161      |                              | 497,194      |                              | 529,226      |                              |
| MAXIMUM      | 512,000      | 522,000      | 639,000      | 671,000      | 633,000      | 670,000      | 682,000      |                              | 649,000      |                              | 669,000      |                              | 633,000      |                              |
| MINIMUM      | 284,000      | 286,000      | 336,000      | 342,000      | 343,000      | 403,000      | 429,000      |                              | 422,000      |                              | 390,000      |                              | 456,000      |                              |





| Date        | Volume (MG) |
|-------------|-------------|
| 28-Jun-2019 | 50.20       |
| 22-Jul-2019 | 48.10       |
| 29-Jul-2019 | 41.67       |
| 05-Aug-2019 | 32.40       |
| 19-Aug-2019 | 18.70       |
| 26-Aug-2019 | 13.78       |
| 03-Sep-2019 | 12.80       |
| 09-Sep-2019 | 11.40       |
| 16-Sep-2019 | 6.20        |
| 23-Sep-2019 | 8.10        |
| 01-Oct-2019 | 6.50        |

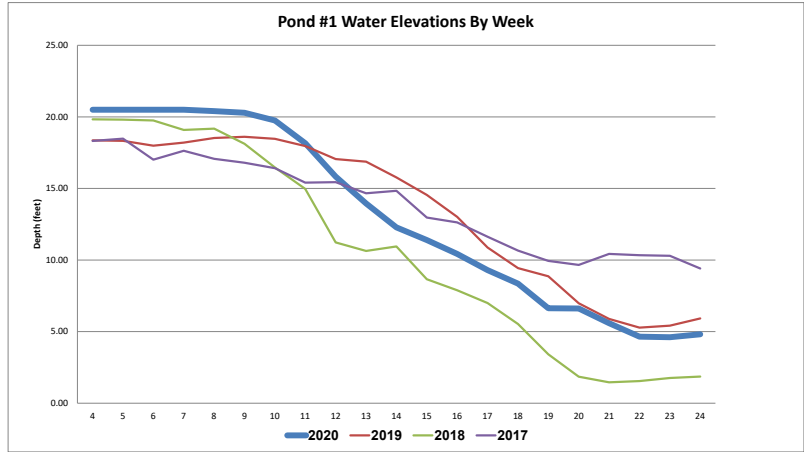
| 2017        |        | 2018        |        | 2019        |        | 2020        |        |
|-------------|--------|-------------|--------|-------------|--------|-------------|--------|
| 01-Mar-2017 | 0.156  | 01-Mar-2018 | 0.254  | 01-Mar-2019 | 0.206  | 01-Mar-2020 | 0.221  |
| 02-Mar-2017 | 0.223  | 02-Mar-2018 | 0.191  | 02-Mar-2019 | 0.215  | 02-Mar-2020 | 0.212  |
| 03-Mar-2017 | 0.161  | 03-Mar-2018 | 0.149  | 03-Mar-2019 | 0.210  | 03-Mar-2020 | 0.198  |
| 04-Mar-2017 | 0.184  | 04-Mar-2018 | 0.267  | 04-Mar-2019 | 0.209  | 04-Mar-2020 | 0.210  |
| 05-Mar-2017 | 0.203  | 05-Mar-2018 | 0.102  | 05-Mar-2019 | 0.195  | 05-Mar-2020 | 0.208  |
| 06-Mar-2017 | 0.149  | 06-Mar-2018 | 0.251  | 06-Mar-2019 | 0.205  | 06-Mar-2020 | 0.238  |
| 07-Mar-2017 | 0.223  | 07-Mar-2018 | 0.131  | 07-Mar-2019 | 0.204  | 07-Mar-2020 | 0.223  |
| 08-Mar-2017 | 0.153  | 08-Mar-2018 | 0.201  | 08-Mar-2019 | 0.207  | 08-Mar-2020 | 0.216  |
| 09-Mar-2017 | 0.203  | 09-Mar-2018 | 0.246  | 09-Mar-2019 | 0.217  | 09-Mar-2020 | 0.224  |
| 10-Mar-2017 | 0.189  | 10-Mar-2018 | 0.116  | 10-Mar-2019 | 0.201  | 10-Mar-2020 | 0.203  |
| 11-Mar-2017 | 0.167  | 11-Mar-2018 | 0.248  | 11-Mar-2019 | 0.204  | 11-Mar-2020 | 0.211  |
| 12-Mar-2017 | 0.221  | 12-Mar-2018 | 0.141  | 12-Mar-2019 | 0.204  | 12-Mar-2020 | 0.207  |
| 13-Mar-2017 | 0.167  | 13-Mar-2018 | 0.227  | 13-Mar-2019 | 0.206  | 13-Mar-2020 | 0.213  |
| 14-Mar-2017 | 0.174  | 14-Mar-2018 | 0.232  | 14-Mar-2019 | 0.201  | 14-Mar-2020 | 0.216  |
| 15-Mar-2017 | 0.219  | 15-Mar-2018 | 0.126  | 15-Mar-2019 | 0.204  | 15-Mar-2020 | 0.209  |
| 16-Mar-2017 | 0.173  | 16-Mar-2018 | 0.253  | 16-Mar-2019 | 0.200  | 16-Mar-2020 | 0.227  |
| 17-Mar-2017 | 0.216  | 17-Mar-2018 | 0.101  | 17-Mar-2019 | 0.202  | 17-Mar-2020 | 0.205  |
| 18-Mar-2017 | 0.189  | 18-Mar-2018 | 0.244  | 18-Mar-2019 | 0.203  | 18-Mar-2020 | 0.163  |
| 19-Mar-2017 | 0.161  | 19-Mar-2018 | 0.158  | 19-Mar-2019 | 0.206  | 19-Mar-2020 | 0.168  |
| 20-Mar-2017 | 0.197  | 20-Mar-2018 | 0.163  | 20-Mar-2019 | 0.202  | 20-Mar-2020 | 0.167  |
| 21-Mar-2017 | 0.161  | 21-Mar-2018 | 0.239  | 21-Mar-2019 | 0.199  | 21-Mar-2020 | 0.158  |
| 22-Mar-2017 | 0.149  | 22-Mar-2018 | 0.094  | 22-Mar-2019 | 0.204  | 22-Mar-2020 | 0.176  |
| 23-Mar-2017 | 0.202  | 23-Mar-2018 | 0.239  | 23-Mar-2019 | 0.211  | 23-Mar-2020 | 0.173  |
| 24-Mar-2017 | 0.138  | 24-Mar-2018 | 0.123  | 24-Mar-2019 | 0.211  | 24-Mar-2020 | 0.168  |
| 25-Mar-2017 | 0.212  | 25-Mar-2018 | 0.216  | 25-Mar-2019 | 0.213  | 25-Mar-2020 | 0.193  |
| 26-Mar-2017 | 0.162  | 26-Mar-2018 | 0.242  | 26-Mar-2019 | 0.210  | 26-Mar-2020 | 0.199  |
| 27-Mar-2017 | 0.149  | 27-Mar-2018 | 0.101  | 27-Mar-2019 | 0.205  | 27-Mar-2020 | 0.075  |
| 28-Mar-2017 | 0.207  | 28-Mar-2018 | 0.242  | 28-Mar-2019 | 0.204  | 28-Mar-2020 | 0.086  |
| 29-Mar-2017 | 0.150  | 29-Mar-2018 | 0.157  | 29-Mar-2019 | 0.196  | 29-Mar-2020 | 0.173  |
| 30-Mar-2017 | 0.191  | 30-Mar-2018 | 0.192  | 30-Mar-2019 | 0.200  | 30-Mar-2020 | 0.161  |
| 31-Mar-2017 | 0.166  | 31-Mar-2018 | 0.266  | 31-Mar-2019 | 0.202  | 31-Mar-2020 | 0.165  |
| 01-Apr-2017 | 0.153  | 01-Apr-2018 | 0.086  | 01-Apr-2019 | 0.200  | 01-Apr-2020 | 0.169  |
| 02-Apr-2017 | 0.200  | 02-Apr-2018 | 0.231  | 02-Apr-2019 | 0.196  | 02-Apr-2020 | 0.170  |
| 03-Apr-2017 | 0.151  | 03-Apr-2018 | 0.087  | 03-Apr-2019 | 0.184  | 03-Apr-2020 | 0.185  |
| 04-Apr-2017 | 0.147  | 04-Apr-2018 | 0.220  | 04-Apr-2019 | 0.192  | 04-Apr-2020 | 0.183  |
| 05-Apr-2017 | 0.194  | 05-Apr-2018 | 0.123  | 05-Apr-2019 | 0.195  | 05-Apr-2020 | 0.179  |
| 06-Apr-2017 | 0.125  | 06-Apr-2018 | 0.191  | 06-Apr-2019 | 0.185  | 06-Apr-2020 | 0.184  |
| 07-Apr-2017 | 0.178  | 07-Apr-2018 | 0.196  | 07-Apr-2019 | 0.200  | 07-Apr-2020 | 0.196  |
| 08-Apr-2017 | 0.164  | 08-Apr-2018 | 0.111  | 08-Apr-2019 | 0.193  | 08-Apr-2020 | 0.142  |
| 09-Apr-2017 | 0.142  | 09-Apr-2018 | 0.224  | 09-Apr-2019 | 0.195  | 09-Apr-2020 | 0.153  |
| 10-Apr-2017 | 0.205  | 10-Apr-2018 | 0.076  | 10-Apr-2019 | 0.190  | 10-Apr-2020 | 0.147  |
| 11-Apr-2017 | 0.133  | 11-Apr-2018 | 0.243  | 11-Apr-2019 | 0.184  | 11-Apr-2020 | 0.155  |
| 12-Apr-2017 | 0.130  | 12-Apr-2018 | 0.089  | 12-Apr-2019 | 0.182  | 12-Apr-2020 | 0.177  |
| 13-Apr-2017 | 0.204  | 13-Apr-2018 | 0.243  | 13-Apr-2019 | 0.188  | 13-Apr-2020 | 0.166  |
| 14-Apr-2017 | 0.145  | 14-Apr-2018 | 0.080  | 14-Apr-2019 | 0.185  | 14-Apr-2020 | 0.164  |
| 15-Apr-2017 | 0.143  | 15-Apr-2018 | 0.227  | 15-Apr-2019 | 0.188  | 15-Apr-2020 | 0.157  |
| 16-Apr-2017 | 0.184  | 16-Apr-2018 | 0.117  | 16-Apr-2019 | 0.192  | 16-Apr-2020 | 0.155  |
| 17-Apr-2017 | 0.118  | 17-Apr-2018 | 0.181  | 17-Apr-2019 | 0.180  | 17-Apr-2020 | 0.164  |
| 18-Apr-2017 | 0.130  | 18-Apr-2018 | 0.195  | 18-Apr-2019 | 0.186  | 18-Apr-2020 | 0.160  |
| 19-Apr-2017 | 0.169  | 19-Apr-2018 | 0.115  | 19-Apr-2019 | 0.213  | 19-Apr-2020 | 0.179  |
| 20-Apr-2017 | 0.120  | 20-Apr-2018 | 0.213  | 20-Apr-2019 | 0.199  | 20-Apr-2020 | 0.164  |
| 21-Apr-2017 | 0.120  | 21-Apr-2018 | 0.108  | 21-Apr-2019 | 0.214  | 21-Apr-2020 | 0.166  |
| 22-Apr-2017 | 0.115  | 22-Apr-2018 | 0.258  | 22-Apr-2019 | 0.210  | 22-Apr-2020 | 0.165  |
| 23-Apr-2017 | 0.125  | 23-Apr-2018 | 0.079  | 23-Apr-2019 | 0.196  | 23-Apr-2020 | 0.159  |
| 24-Apr-2017 | 0.169  | 24-Apr-2018 | 0.241  | 24-Apr-2019 | 0.183  | 24-Apr-2020 | 0.137  |
| 25-Apr-2017 | 0.135  | 25-Apr-2018 | 0.062  | 25-Apr-2019 | 0.165  | 25-Apr-2020 | 0.150  |
| 26-Apr-2017 | 0.115  | 26-Apr-2018 | 0.222  | 26-Apr-2019 | 0.173  | 26-Apr-2020 | 0.168  |
| 27-Apr-2017 | 0.133  | 27-Apr-2018 | 0.071  | 27-Apr-2019 | 0.154  | 27-Apr-2020 | 0.152  |
| 28-Apr-2017 | 0.115  | 28-Apr-2018 | 0.185  | 28-Apr-2019 | 0.165  | 28-Apr-2020 | 0.165  |
| 29-Apr-2017 | 0.117  | 29-Apr-2018 | 0.101  | 29-Apr-2019 | 0.165  | 29-Apr-2020 | 0.155  |
| 30-Apr-2017 | 0.171  | 30-Apr-2018 | 0.193  | 30-Apr-2019 | 0.170  | 30-Apr-2020 | 0.145  |
| 01-May-2017 | 0.112  | 01-May-2018 | 0.114  | 01-May-2019 | 0.163  | 01-May-2020 | 0.153  |
| 02-May-2017 | 0.125  | 02-May-2018 | 0.187  | 02-May-2019 | 0.167  | 02-May-2020 | 0.123  |
| 03-May-2017 | 0.122  | 03-May-2018 | 0.127  | 03-May-2019 | 0.170  | 03-May-2020 | 0.160  |
| 04-May-2017 | 0.159  | 04-May-2018 | 0.172  | 04-May-2019 | 0.156  | 04-May-2020 | 0.161  |
| 05-May-2017 | 0.137  | 05-May-2018 | 0.111  | 05-May-2019 | 0.162  | 05-May-2020 | 0.160  |
| 06-May-2017 | 0.112  | 06-May-2018 | 0.155  | 06-May-2019 | 0.176  | 06-May-2020 | 0.162  |
| 07-May-2017 | 0.112  | 07-May-2018 | 0.136  | 07-May-2019 | 0.183  | 07-May-2020 | 0.164  |
| 08-May-2017 | 0.118  | 08-May-2018 | 0.185  | 08-May-2019 | 0.167  | 08-May-2020 | 0.158  |
| 09-May-2017 | 0.120  | 09-May-2018 | 0.105  | 09-May-2019 | 0.141  | 09-May-2020 | 0.174  |
| 10-May-2017 | 0.177  | 10-May-2018 | 0.229  | 10-May-2019 | 0.179  | 10-May-2020 | 0.154  |
| 11-May-2017 | 0.117  | 11-May-2018 | 0.085  | 11-May-2019 | 0.138  | 11-May-2020 | 0.156  |
| 12-May-2017 | 0.141  | 12-May-2018 | 0.179  | 12-May-2019 | 0.166  | 12-May-2020 | 0.163  |
| 13-May-2017 | 0.187  | 13-May-2018 | 0.116  | 13-May-2019 | 0.182  | 13-May-2020 | 0.164  |
| 14-May-2017 | 0.139  | 14-May-2018 | 0.195  | 14-May-2019 | 0.177  | 14-May-2020 | 0.181  |
| 15-May-2017 | 0.153  | 15-May-2018 | 0.118  | 15-May-2019 | 0.185  | 15-May-2020 | 0.141  |
| 16-May-2017 | 0.208  | 16-May-2018 | 0.242  | 16-May-2019 | 0.197  | 16-May-2020 | 0.145  |
| 17-May-2017 | 0.133  | 17-May-2018 | 0.074  | 17-May-2019 | 0.193  | 17-May-2020 | 0.175  |
| 18-May-2017 | 0.190  | 18-May-2018 | 0.241  | 18-May-2019 | 0.180  | 18-May-2020 | 0.226  |
| 19-May-2017 | 0.155  | 19-May-2018 | 0.107  | 19-May-2019 | 0.163  | 19-May-2020 | 0.187  |
| 20-May-2017 | 0.172  | 20-May-2018 | 0.211  | 20-May-2019 | 0.177  | 20-May-2020 | 0.187  |
| 21-May-2017 | 0.181  | 21-May-2018 | 0.227  | 21-May-2019 | 0.166  | 21-May-2020 | 0.171  |
| 22-May-2017 | 0.164  | 22-May-2018 | 0.138  | 22-May-2019 | 0.199  | 22-May-2020 | 0.181  |
| 23-May-2017 | 0.284  | 23-May-2018 | 0.248  | 23-May-2019 | 0.262  | 23-May-2020 | 0.157  |
| 24-May-2017 | 0.238  | 24-May-2018 | 0.096  | 24-May-2019 | 0.202  | 24-May-2020 | 0.182  |
| 25-May-2017 | 0.245  | 25-May-2018 | 0.262  | 25-May-2019 | 0.179  | 25-May-2020 | 0.183  |
| 26-May-2017 | 0.210  | 26-May-2018 | 0.094  | 26-May-2019 | 0.244  | 26-May-2020 | 0.204  |
| 27-May-2017 | 0.224  | 27-May-2018 | 0.240  | 27-May-2019 | 0.204  | 27-May-2020 | 0.239  |
| 28-May-2017 | 0.187  | 28-May-2018 | 0.106  | 28-May-2019 | 0.220  | 28-May-2020 | 0.266  |
| 29-May-2017 | 0.268  | 29-May-2018 | 0.256  | 29-May-2019 | 0.208  | 29-May-2020 | 0.252  |
| 30-May-2017 | 0.219  | 30-May-2018 | 0.206  | 30-May-2019 | 0.223  | 30-May-2020 | 0.207  |
| 31-May-2017 | 0.316  | 31-May-2018 | 0.197  | 31-May-2019 | 0.211  | 31-May-2020 | 0.216  |
| 01-Jun-2017 | 0.311  | 01-Jun-2018 | 0.270  | 01-Jun-2019 | 0.254  | 01-Jun-2020 | 0.260  |
|             | 10.186 |             | 10.197 |             | 11.616 |             | 10.723 |

Monthly Wastewater Flow Totals

| Year | January | February | March | April | May   | June  | July  | August | September | October | November | December | Yearly Total (MG) |
|------|---------|----------|-------|-------|-------|-------|-------|--------|-----------|---------|----------|----------|-------------------|
| 1993 | 7.40    | 7.34     | 8.83  | 6.91  | 16.01 | 14.61 | 14.32 | 12.16  | 12.37     | 5.87    | 4.16     | 7.11     | 117.09            |
| 1994 | 7.62    | 7.21     | 8.91  | 8.46  | 6.03  | 6.22  | 8.01  | 7.78   | 5.48      | 3.66    | 3.70     | 7.51     | 80.58             |
| 1995 | 8.14    | 7.79     | 9.03  | 9.12  | 15.86 | 12.33 | 8.98  | 5.02   | 3.25      | 2.38    | 2.78     | 5.72     | 90.39             |
| 1996 | 5.87    | 6.21     | 7.38  | 8.79  | 11.69 | 9.13  | 5.26  | 4.94   | 4.62      | 4.06    | 3.79     | 7.80     | 79.56             |
| 1997 | 8.55    | 7.87     | 10.15 | 9.27  | 19.38 | 14.50 | 9.67  | 8.02   | 5.61      | 4.11    | 4.45     | 8.55     | 110.14            |
| 1998 | 8.97    | 8.25     | 10.07 | 9.01  | 11.22 | 11.78 | 9.77  | 7.80   | 5.94      | 4.65    | 4.54     | 8.10     | 100.09            |
| 1999 | 8.18    | 8.16     | 10.06 | 7.20  | 7.23  | 7.61  | 7.74  | 7.62   | 5.83      | 4.18    | 3.95     | 7.25     | 85.02             |
| 2000 | 8.39    | 8.41     | 9.97  | 8.74  | 7.20  | 6.22  | 7.55  | 7.15   | 5.20      | 4.52    | 4.50     | 7.77     | 85.62             |
| 2001 | 8.94    | 9.03     | 10.59 | 7.62  | 5.54  | 6.30  | 7.79  | 7.53   | 5.60      | 4.37    | 4.39     | 7.77     | 85.47             |
| 2002 | 8.64    | 8.76     | 10.48 | 7.24  | 6.60  | 7.63  | 8.41  | 7.56   | 5.78      | 4.15    | 4.05     | 7.48     | 86.77             |
| 2003 | 8.53    | 8.62     | 10.53 | 8.27  | 8.45  | 6.60  | 7.59  | 7.56   | 5.31      | 4.33    | 3.95     | 7.73     | 87.46             |
| 2004 | 9.01    | 8.86     | 10.02 | 6.27  | 4.29  | 6.11  | 7.52  | 7.14   | 6.19      | 4.39    | 4.84     | 7.88     | 82.50             |
| 2005 | 8.58    | 8.39     | 10.07 | 6.13  | 5.52  | 8.31  | 7.68  | 7.69   | 7.41      | 5.77    | 7.51     | 12.97    | 96.04             |
| 2006 | 15.05   | 13.11    | 13.49 | 14.62 | 9.79  | 7.80  | 9.82  | 9.31   | 8.25      | 6.97    | 6.43     | 11.28    | 125.90            |
| 2007 | 12.53   | 11.23    | 14.17 | 9.81  | 6.63  | 7.48  | 8.84  | 8.99   | 7.71      | 6.97    | 6.40     | 10.41    | 111.16            |
| 2008 | 11.80   | 11.44    | 11.99 | 6.87  | 15.62 | 14.23 | 11.45 | 8.36   | 6.51      | 5.20    | 5.40     | 10.60    | 119.45            |
| 2009 | 11.76   | 11.37    | 12.42 | 10.38 | 13.17 | 8.86  | 8.82  | 7.41   | 5.17      | 4.69    | 4.78     | 9.27     | 108.09            |
| 2010 | 10.13   | 10.21    | 11.04 | 9.50  | 8.63  | 9.37  | 9.66  | 8.92   | 7.14      | 4.79    | 5.86     | 10.70    | 105.95            |
| 2011 | 11.63   | 11.10    | 12.79 | 9.41  | 20.49 | 14.76 | 11.90 | 9.16   | 6.98      | 6.62    | 6.67     | 10.32    | 131.82            |
| 2012 | 10.79   | 10.50    | 13.23 | 10.95 | 6.70  | 7.31  | 10.34 | 9.81   | 7.75      | 5.47    | 5.62     | 10.84    | 109.31            |
| 2013 | 10.99   | 10.60    | 12.68 | 9.22  | 8.56  | 8.85  | 11.02 | 10.31  | 7.76      | 5.79    | 6.11     | 12.04    | 113.92            |
| 2014 | 14.82   | 13.81    | 15.91 | 13.42 | 14.76 | 9.95  | 10.21 | 9.71   | 6.67      | 5.71    | 6.77     | 11.35    | 133.07            |
| 2015 | 13.44   | 12.58    | 14.85 | 10.98 | 8.36  | 8.67  | 10.45 | 9.87   | 8.79      | 6.28    | 6.87     | 11.86    | 122.99            |
| 2016 | 12.89   | 12.50    | 15.05 | 13.83 | 10.95 | 11.47 | 13.58 | 11.62  | 9.07      | 7.94    | 7.88     | 12.51    | 139.28            |
| 2017 | 14.52   | 13.88    | 17.58 | 14.00 | 12.66 | 13.31 | 14.81 | 12.61  | 11.15     | 8.98    | 8.40     | 13.50    | 155.41            |
| 2018 | 16.02   | 15.77    | 18.70 | 18.76 | 18.61 | 16.06 | 15.41 | 12.37  | 9.81      | 8.17    | 7.68     | 11.98    | 169.33            |
| 2019 | 15.10   | 14.12    | 16.02 | 17.59 | 14.39 | 13.38 | 14.96 | 13.18  | 10.23     | 8.34    | 8.56     | 13.41    | 159.29            |
|      | 13%     | 11%      | 17%   | 1%    | 16%   | 16%   | 9%    | 9%     | 23%       | 13%     | 7%       | 11.8%    | 11.2%             |
| 2020 | 15.41   | 15.67    | 13.56 | 11.05 | 18.83 | 16.32 |       |        |           |         |          |          |                   |

Flows Are Monthly Totals In Million Gallons

| Week | 2020  | 2019  | 2018  | 2017  |
|------|-------|-------|-------|-------|
| 1    | 20.50 | 18.48 | 17.05 | 17.28 |
| 2    | 20.50 | 18.34 | 18.54 | 17.85 |
| 3    | 20.50 | 18.06 | 19.12 | 18.21 |
| 4    | 20.50 | 18.36 | 19.83 | 18.32 |
| 5    | 20.50 | 18.33 | 19.81 | 18.48 |
| 6    | 20.50 | 17.99 | 19.75 | 17.01 |
| 7    | 20.50 | 18.20 | 19.09 | 17.63 |
| 8    | 20.40 | 18.53 | 19.18 | 17.07 |
| 9    | 20.29 | 18.61 | 18.12 | 16.80 |
| 10   | 19.75 | 18.47 | 16.47 | 16.42 |
| 11   | 18.16 | 17.96 | 14.97 | 15.41 |
| 12   | 15.93 | 17.05 | 11.23 | 15.44 |
| 13   | 13.95 | 16.87 | 10.64 | 14.66 |
| 14   | 12.28 | 15.77 | 10.95 | 14.84 |
| 15   | 11.40 | 14.55 | 8.66  | 12.97 |
| 16   | 10.43 | 13.02 | 7.89  | 12.63 |
| 17   | 9.30  | 10.88 | 7.00  | 11.63 |
| 18   | 8.35  | 9.44  | 5.53  | 10.66 |
| 19   | 6.63  | 8.87  | 3.42  | 9.94  |
| 20   | 6.62  | 6.98  | 1.85  | 9.66  |
| 21   | 5.59  | 5.89  | 1.46  | 10.43 |
| 22   | 4.65  | 5.28  | 1.55  | 10.34 |
| 23   | 4.61  | 5.42  | 1.76  | 10.30 |
| 24   | 4.81  | 5.92  | 1.86  | 9.41  |





**YC/SP Pumping Summary**

| Month              | YC Total (MG) | YC Average (MGD) | SP Total (MG) | SP Average (MG) |
|--------------------|---------------|------------------|---------------|-----------------|
| 1                  |               |                  |               |                 |
| 2                  | 4.7           | 0.246            |               |                 |
| 3                  | 7.7           | 0.248            |               |                 |
| 4                  | 10.1          | 0.374            |               |                 |
| 5                  | 12.5          | 0.404            |               |                 |
| 6                  | 3.8           | 0.379            |               |                 |
| 7                  |               |                  | 0.721         | 0.144           |
| 8                  |               |                  |               |                 |
| 9                  |               |                  |               |                 |
| 10                 |               |                  |               |                 |
| 11                 |               |                  |               |                 |
| 12                 |               |                  |               |                 |
| <b>Grand Total</b> | <b>38.773</b> | <b>0.329</b>     | <b>0.72</b>   | <b>0.144</b>    |

**Meadow Golf Course Irrigation**

| Month              | Total Irrigation (MG) | Average Irrigation (MGPD) |
|--------------------|-----------------------|---------------------------|
| May                | 5.70                  | 0.300                     |
| June               | 30.59                 | 1.020                     |
| July               | 14.37                 | 0.575                     |
| August             |                       |                           |
| <b>Grand Total</b> | <b>50.66</b>          | <b>0.685</b>              |

**YELLOWSTONE CLUB & SPANISH PEAKS PUMPING SUMMARY**

Average

0.441

0.405

| Yellowstone Club |       |                     |             |                     |                | Spanish Peaks |                     |                |
|------------------|-------|---------------------|-------------|---------------------|----------------|---------------|---------------------|----------------|
| Day/Date         | Month | YC Pump St. 1 (MGD) | Total (MGD) | YC Pump St. 2 (MGD) | YC Total (MGD) | Day/Date      | SP Pump St. 1 (MGD) | SP Total (MGD) |
| 05-Jan-2021      | 1     | 0.001               | 0.001       |                     |                |               |                     |                |
| 06-Jan-2021      | 1     | 0.011               | 0.012       |                     |                |               |                     |                |
| 12-Jan-2021      | 1     | 0.036               | 0.048       |                     |                |               |                     |                |
| 13-Jan-2021      | 1     |                     | 0.048       |                     |                |               |                     |                |
| 14-Jan-2021      | 1     | 0.039               | 0.087       |                     |                |               |                     |                |
| 19-Jan-2021      | 1     | 0.055               | 0.142       |                     |                |               |                     |                |
| 27-Jan-2021      | 1     | 0.058               | 0.200       |                     |                |               |                     |                |
| 28-Jan-2021      | 1     | 0.001               | 0.201       |                     |                |               |                     |                |
| 02-Feb-2021      | 2     | 0.003               | 0.204       |                     |                |               |                     |                |
| 03-Feb-2021      | 2     | 0.011               | 0.215       |                     |                |               |                     |                |
| 08-Feb-2021      | 2     | 0.144               | 0.359       | 0.074               | 0.074          |               |                     |                |
| 09-Feb-2021      | 2     | 0.167               | 0.526       | 0.142               | 0.216          |               |                     |                |
| 10-Feb-2021      | 2     | 0.245               | 0.771       | 0.239               | 0.455          |               |                     |                |
| 11-Feb-2021      | 2     | 0.338               | 1.109       | 0.332               | 0.787          |               |                     |                |
| 12-Feb-2021      | 2     | 0.347               | 1.456       | 0.335               | 1.122          |               |                     |                |
| 13-Feb-2021      | 2     | 0.347               | 1.803       | 0.336               | 1.458          |               |                     |                |
| 14-Feb-2021      | 2     | 0.351               | 2.154       | 0.338               | 1.796          |               |                     |                |
| 15-Feb-2021      | 2     | 0.347               | 2.501       | 0.337               | 2.133          |               |                     |                |
| 16-Feb-2021      | 2     | 0.353               | 2.854       | 0.337               | 2.470          |               |                     |                |
| 17-Feb-2021      | 2     | 0.353               | 3.207       | 0.342               | 2.812          |               |                     |                |
| 18-Feb-2021      | 2     | 0.351               | 3.558       | 0.342               | 3.154          |               |                     |                |
| 19-Feb-2021      | 2     | 0.179               | 3.737       | 0.172               | 3.326          |               |                     |                |
| 20-Feb-2021      | 2     |                     | 3.737       |                     | 3.326          |               |                     |                |
| 21-Feb-2021      | 2     |                     | 3.737       |                     | 3.326          |               |                     |                |
| 22-Feb-2021      | 2     | 0.134               | 3.871       | 0.070               | 3.396          |               |                     |                |
| 23-Feb-2021      | 2     | 0.227               | 4.098       | 0.215               | 3.611          |               |                     |                |
| 24-Feb-2021      | 2     | 0.240               | 4.338       | 0.219               | 3.830          |               |                     |                |
| 25-Feb-2021      | 2     | 0.203               | 4.541       | 0.184               | 4.014          |               |                     |                |
| 26-Feb-2021      | 2     | 0.234               | 4.775       | 0.218               | 4.232          |               |                     |                |
| 27-Feb-2021      | 2     | 0.243               | 5.018       | 0.216               | 4.448          |               |                     |                |
| 28-Feb-2021      | 2     | 0.231               | 5.249       | 0.218               | 4.666          |               |                     |                |
| 01-Mar-2021      | 3     | 0.246               | 5.495       | 0.217               | 4.883          |               |                     |                |
| 02-Mar-2021      | 3     | 0.233               | 5.728       | 0.218               | 5.101          |               |                     |                |
| 03-Mar-2021      | 3     | 0.245               | 5.973       | 0.216               | 5.317          |               |                     |                |
| 04-Mar-2021      | 3     | 0.248               | 6.221       | 0.218               | 5.535          |               |                     |                |
| 05-Mar-2021      | 3     | 0.249               | 6.470       | 0.218               | 5.753          |               |                     |                |
| 06-Mar-2021      | 3     | 0.248               | 6.718       | 0.220               | 5.973          |               |                     |                |
| 07-Mar-2021      | 3     | 0.262               | 6.980       | 0.218               | 6.191          |               |                     |                |
| 08-Mar-2021      | 3     | 0.249               | 7.229       | 0.217               | 6.408          |               |                     |                |
| 09-Mar-2021      | 3     | 0.249               | 7.478       | 0.218               | 6.626          |               |                     |                |
| 10-Mar-2021      | 3     | 0.235               | 7.713       | 0.205               | 6.831          |               |                     |                |
| 11-Mar-2021      | 3     | 0.264               | 7.977       | 0.216               | 7.047          |               |                     |                |
| 12-Mar-2021      | 3     | 0.249               | 8.226       | 0.216               | 7.263          |               |                     |                |
| 13-Mar-2021      | 3     | 0.250               | 8.476       | 0.216               | 7.479          |               |                     |                |
| 14-Mar-2021      | 3     | 0.239               | 8.715       | 0.208               | 7.687          |               |                     |                |
| 15-Mar-2021      | 3     | 0.250               | 8.965       | 0.218               | 7.905          |               |                     |                |
| 16-Mar-2021      | 3     | 0.265               | 9.230       | 0.216               | 8.121          |               |                     |                |
| 17-Mar-2021      | 3     | 0.241               | 9.471       | 0.216               | 8.337          |               |                     |                |
| 18-Mar-2021      | 3     | 0.251               | 9.722       | 0.202               | 8.539          |               |                     |                |
| 19-Mar-2021      | 3     | 0.250               | 9.972       | 0.216               | 8.755          |               |                     |                |
| 20-Mar-2021      | 3     | 0.251               | 10.223      | 0.219               | 8.974          |               |                     |                |
| 21-Mar-2021      | 3     | 0.264               | 10.487      | 0.216               | 9.190          |               |                     |                |
| 22-Mar-2021      | 3     | 0.247               | 10.734      | 0.217               | 9.407          |               |                     |                |
| 23-Mar-2021      | 3     | 0.242               | 10.976      | 0.200               | 9.607          |               |                     |                |
| 24-Mar-2021      | 3     | 0.241               | 11.217      | 0.200               | 9.807          |               |                     |                |
| 25-Mar-2021      | 3     | 0.316               | 11.533      | 0.276               | 10.083         |               |                     |                |
| 26-Mar-2021      | 3     | 0.331               | 11.864      | 0.325               | 10.408         |               |                     |                |
| 27-Mar-2021      | 3     | 0.364               | 12.228      | 0.348               | 10.756         |               |                     |                |
| 28-Mar-2021      | 3     | 0.364               | 12.592      | 0.347               | 11.103         |               |                     |                |
| 29-Mar-2021      | 3     | 0.415               | 13.007      | 0.395               | 11.498         |               |                     |                |
| 30-Mar-2021      | 3     | 0.446               | 13.453      | 0.429               | 11.927         |               |                     |                |



**YELLOWSTONE CLUB & SPANISH PEAKS PUMPING SUMMARY**

Average

0.441

0.405

**Yellowstone Club**

**Spanish Peaks**

| Day/Date    | Month | YC Pump St. 1 (MGD) | Total (MGD) | YC Pump St. 2 (MGD) | YC Total (MGD) | Day/Date | SP Pump St. 1 (MGD) | SP Total (MGD) |
|-------------|-------|---------------------|-------------|---------------------|----------------|----------|---------------------|----------------|
| 31-Mar-2021 | 3     | 0.447               | 13.900      | 0.436               | 12.363         |          |                     |                |
| 01-Apr-2021 | 4     | 0.445               | 14.345      | 0.436               | 12.799         |          |                     |                |
| 02-Apr-2021 | 4     | 0.441               | 14.786      | 0.429               | 13.228         |          |                     |                |
| 03-Apr-2021 | 4     | 0.441               | 15.227      | 0.418               | 13.646         |          |                     |                |
| 04-Apr-2021 | 4     | 0.441               | 15.668      | 0.433               | 14.079         |          |                     |                |
| 05-Apr-2021 | 4     | 0.442               | 16.110      | 0.429               | 14.508         |          |                     |                |
| 06-Apr-2021 | 4     | 0.442               | 16.552      | 0.417               | 14.925         |          |                     |                |
| 07-Apr-2021 | 4     | 0.440               | 16.992      | 0.438               | 15.363         |          |                     |                |
| 08-Apr-2021 | 4     | 0.439               | 17.431      | 0.421               | 15.784         |          |                     |                |
| 09-Apr-2021 | 4     | 0.439               | 17.870      | 0.429               | 16.213         |          |                     |                |
| 10-Apr-2021 | 4     | 0.439               | 18.309      | 0.427               | 16.640         |          |                     |                |
| 11-Apr-2021 | 4     | 0.437               | 18.746      | 0.414               | 17.054         |          |                     |                |
| 12-Apr-2021 | 4     | 0.436               | 19.182      | 0.425               | 17.479         |          |                     |                |
| 13-Apr-2021 | 4     | 0.434               | 19.616      | 0.412               | 17.891         |          |                     |                |
| 14-Apr-2021 | 4     | 0.434               | 20.050      | 0.416               | 18.307         |          |                     |                |
| 15-Apr-2021 | 4     | 0.433               | 20.483      | 0.416               | 18.723         |          |                     |                |
| 16-Apr-2021 | 4     | 0.427               | 20.910      | 0.400               | 19.123         |          |                     |                |
| 17-Apr-2021 | 4     | 0.423               | 21.333      | 0.404               | 19.527         |          |                     |                |
| 18-Apr-2021 | 4     | 0.424               | 21.757      | 0.409               | 19.936         |          |                     |                |
| 19-Apr-2021 | 4     | 0.423               | 22.180      | 0.396               | 20.332         |          |                     |                |
| 20-Apr-2021 | 4     | 0.267               | 22.447      | 0.234               | 20.566         |          |                     |                |
| 21-Apr-2021 | 4     |                     | 22.447      | 0.013               | 20.579         |          |                     |                |
| 22-Apr-2021 | 4     |                     | 22.447      |                     | 20.579         |          |                     |                |
| 23-Apr-2021 | 4     | 0.161               | 22.608      | 0.077               | 20.656         |          |                     |                |
| 24-Apr-2021 | 4     | 0.018               | 22.626      |                     | 20.656         |          |                     |                |
| 25-Apr-2021 | 4     |                     | 22.626      |                     | 20.656         |          |                     |                |
| 26-Apr-2021 | 4     | 0.254               | 22.880      | 0.181               | 20.837         |          |                     |                |
| 27-Apr-2021 | 4     | 0.426               | 23.306      | 0.393               | 21.230         |          |                     |                |
| 28-Apr-2021 | 4     | 0.439               | 23.745      | 0.408               | 21.638         |          |                     |                |
| 29-Apr-2021 | 4     | 0.440               | 24.185      | 0.421               | 22.059         |          |                     |                |
| 30-Apr-2021 | 4     | 0.440               | 24.625      | 0.405               | 22.464         |          |                     |                |
| 01-May-2021 | 5     | 0.441               | 25.066      | 0.409               | 22.873         |          |                     |                |
| 02-May-2021 | 5     | 0.440               | 25.506      | 0.416               | 23.289         |          |                     |                |
| 03-May-2021 | 5     | 0.459               | 25.965      | 0.400               | 23.689         |          |                     |                |
| 04-May-2021 | 5     | 0.440               | 26.405      | 0.418               | 24.107         |          |                     |                |
| 05-May-2021 | 5     | 0.440               | 26.845      | 0.404               | 24.511         |          |                     |                |
| 06-May-2021 | 5     | 0.439               | 27.284      | 0.407               | 24.918         |          |                     |                |
| 07-May-2021 | 5     | 0.439               | 27.723      | 0.413               | 25.331         |          |                     |                |
| 08-May-2021 | 5     | 0.438               | 28.161      | 0.399               | 25.730         |          |                     |                |
| 09-May-2021 | 5     | 0.439               | 28.600      | 0.412               | 26.142         |          |                     |                |
| 10-May-2021 | 5     | 0.437               | 29.037      | 0.404               | 26.546         |          |                     |                |
| 11-May-2021 | 5     | 0.434               | 29.471      | 0.394               | 26.940         |          |                     |                |
| 12-May-2021 | 5     | 0.428               | 29.899      | 0.397               | 27.337         |          |                     |                |
| 13-May-2021 | 5     | 0.449               | 30.348      | 0.421               | 27.758         |          |                     |                |
| 14-May-2021 | 5     | 0.449               | 30.797      | 0.410               | 28.168         |          |                     |                |
| 15-May-2021 | 5     | 0.446               | 31.243      | 0.419               | 28.587         |          |                     |                |
| 16-May-2021 | 5     | 0.445               | 31.688      | 0.402               | 28.989         |          |                     |                |
| 17-May-2021 | 5     | 0.445               | 32.133      | 0.419               | 29.408         |          |                     |                |
| 18-May-2021 | 5     | 0.445               | 32.578      | 0.406               | 29.814         |          |                     |                |
| 19-May-2021 | 5     | 0.449               | 33.027      | 0.408               | 30.222         |          |                     |                |
| 20-May-2021 | 5     | 0.305               | 33.332      | 0.268               | 30.490         |          |                     |                |
| 21-May-2021 | 5     | 0.445               | 33.777      | 0.399               | 30.889         |          |                     |                |
| 22-May-2021 | 5     | 0.445               | 34.222      | 0.414               | 31.303         |          |                     |                |
| 23-May-2021 | 5     | 0.445               | 34.667      | 0.408               | 31.711         |          |                     |                |
| 24-May-2021 | 5     | 0.445               | 35.112      | 0.402               | 32.113         |          |                     |                |
| 25-May-2021 | 5     | 0.448               | 35.560      | 0.421               | 32.534         |          |                     |                |
| 26-May-2021 | 5     | 0.448               | 36.008      | 0.402               | 32.936         |          |                     |                |
| 27-May-2021 | 5     | 0.448               | 36.456      | 0.411               | 33.347         |          |                     |                |
| 28-May-2021 | 5     | 0.448               | 36.904      | 0.412               | 33.759         |          |                     |                |
| 29-May-2021 | 5     | 0.448               | 37.352      | 0.401               | 34.160         |          |                     |                |
| 30-May-2021 | 5     | 0.449               | 37.801      | 0.419               | 34.579         |          |                     |                |

YELLOWSTONE CLUB & SPANISH PEAKS PUMPING SUMMARY

Average

0.441

0.405

Yellowstone Club

Spanish Peaks

| Day/Date    | Month | YC Pump St. 1<br>(MGD) | Total<br>(MGD) | YC Pump St. 2<br>(MGD) | YC Total<br>(MGD) | Day/Date  | SP Pump St. 1<br>(MGD) | SP Total<br>(MGD) |
|-------------|-------|------------------------|----------------|------------------------|-------------------|-----------|------------------------|-------------------|
| 31-May-2021 | 5     | 0.450                  | 38.251         | 0.405                  | 34.984            |           |                        |                   |
| 01-Jun-2021 | 6     | 0.450                  | 38.701         | 0.410                  | 35.394            |           |                        |                   |
| 02-Jun-2021 | 6     | 0.450                  | 39.151         | 0.415                  | 35.809            |           |                        |                   |
| 03-Jun-2021 | 6     | 0.451                  | 39.602         | 0.402                  | 36.211            |           |                        |                   |
| 04-Jun-2021 | 6     | 0.451                  | 40.053         | 0.419                  | 36.630            |           |                        |                   |
| 05-Jun-2021 | 6     | 0.449                  | 40.502         | 0.405                  | 37.035            |           |                        |                   |
| 06-Jun-2021 | 6     | 0.449                  | 40.951         | 0.406                  | 37.441            |           |                        |                   |
| 07-Jun-2021 | 6     | 0.445                  | 41.396         | 0.413                  | 37.854            |           |                        |                   |
| 08-Jun-2021 | 6     | 0.439                  | 41.835         | 0.391                  | 38.245            |           |                        |                   |
| 09-Jun-2021 | 6     | 0.415                  | 42.250         | 0.370                  | 38.615            |           |                        |                   |
| 10-Jun-2021 | 6     | 0.166                  | <b>42.416</b>  | 0.158                  | <b>38.773</b>     | Pumps Off |                        |                   |
| 11-Jun-2021 | 6     |                        |                |                        |                   |           |                        |                   |
| 12-Jun-2021 | 6     |                        |                |                        |                   |           |                        |                   |
| 13-Jun-2021 | 6     |                        |                |                        |                   |           |                        |                   |
| 14-Jun-2021 | 6     |                        |                |                        |                   |           |                        |                   |
| 15-Jun-2021 | 6     |                        |                |                        |                   |           |                        |                   |
| 16-Jun-2021 | 6     |                        |                |                        |                   |           |                        |                   |
| 17-Jun-2021 | 6     |                        |                |                        |                   |           |                        |                   |
| 18-Jun-2021 | 6     |                        |                |                        |                   |           |                        |                   |
| 19-Jun-2021 | 6     |                        |                |                        |                   |           |                        |                   |
| 20-Jun-2021 | 6     |                        |                |                        |                   |           |                        |                   |
| 21-Jun-2021 | 6     |                        |                |                        |                   |           |                        |                   |
| 22-Jun-2021 | 6     |                        |                |                        |                   |           |                        |                   |
| 23-Jun-2021 | 6     |                        |                |                        |                   |           |                        |                   |
| 24-Jun-2021 | 6     |                        |                |                        |                   |           |                        |                   |
| 25-Jun-2021 | 6     |                        |                |                        |                   |           |                        |                   |
| 26-Jun-2021 | 6     |                        |                |                        |                   |           |                        |                   |
| 27-Jun-2021 | 6     |                        |                |                        |                   |           |                        |                   |
| 28-Jun-2021 | 6     |                        |                |                        |                   |           |                        |                   |
| 29-Jun-2021 | 6     |                        |                |                        |                   |           |                        |                   |
| 30-Jun-2021 | 6     |                        |                |                        |                   |           |                        |                   |
| 01-Jul-2021 | 7     |                        |                |                        |                   |           |                        |                   |
| 02-Jul-2021 | 7     |                        |                |                        |                   |           |                        |                   |
| 03-Jul-2021 | 7     |                        |                |                        |                   |           |                        |                   |
| 04-Jul-2021 | 7     |                        |                |                        |                   |           |                        |                   |
| 05-Jul-2021 | 7     |                        |                |                        |                   |           |                        |                   |
| 06-Jul-2021 | 7     |                        |                |                        |                   |           |                        |                   |
| 07-Jul-2021 | 7     |                        |                |                        |                   |           |                        |                   |
| 08-Jul-2021 | 7     |                        |                |                        |                   |           |                        |                   |
| 09-Jul-2021 | 7     |                        |                |                        |                   |           |                        |                   |
| 10-Jul-2021 | 7     |                        |                |                        |                   |           |                        |                   |
| 11-Jul-2021 | 7     |                        |                |                        |                   |           |                        |                   |
| 12-Jul-2021 | 7     |                        |                |                        |                   |           |                        |                   |
| 13-Jul-2021 | 7     |                        |                |                        |                   |           |                        |                   |
| 14-Jul-2021 | 7     |                        |                |                        |                   |           |                        |                   |
| 15-Jul-2021 | 7     |                        |                |                        |                   |           |                        |                   |
| 16-Jul-2021 | 7     |                        |                |                        |                   |           |                        |                   |
| 17-Jul-2021 | 7     |                        |                |                        |                   |           |                        |                   |
| 18-Jul-2021 | 7     |                        |                |                        |                   |           |                        |                   |
| 19-Jul-2021 | 7     |                        |                |                        |                   |           |                        |                   |
| 20-Jul-2021 | 7     |                        |                |                        |                   |           |                        |                   |
| 21-Jul-2021 | 7     |                        |                |                        |                   |           | 0.001                  | 0.001             |
| 22-Jul-2021 | 7     |                        |                |                        |                   |           | 0.051                  | 0.051             |
| 23-Jul-2021 | 7     |                        |                |                        |                   |           | 0.116                  | 0.116             |
| 24-Jul-2021 | 7     |                        |                |                        |                   |           | 0.276                  | 0.276             |
| 25-Jul-2021 | 7     |                        |                |                        |                   |           | 0.277                  | 0.277             |
| 26-Jul-2021 | 7     |                        |                |                        |                   |           | 0                      | 0                 |
| 27-Jul-2021 | 7     |                        |                |                        |                   |           | 0                      | 0                 |
| 28-Jul-2021 | 7     |                        |                |                        |                   |           | 0                      | 0                 |
| 29-Jul-2021 | 7     |                        |                |                        |                   |           | 0                      | 0                 |
| 30-Jul-2021 | 7     |                        |                |                        |                   |           | 0                      | 0                 |

**YELLOWSTONE CLUB & SPANISH PEAKS PUMPING SUMMARY**

Average

0.441

0.405

| Yellowstone Club |       |                        |                |                        |                   | Spanish Peaks |                        |                   |
|------------------|-------|------------------------|----------------|------------------------|-------------------|---------------|------------------------|-------------------|
| Day/Date         | Month | YC Pump St. 1<br>(MGD) | Total<br>(MGD) | YC Pump St. 2<br>(MGD) | YC Total<br>(MGD) | Day/Date      | SP Pump St. 1<br>(MGD) | SP Total<br>(MGD) |
| 31-Jul-2021      | 7     |                        |                |                        |                   |               | 0                      | 0                 |
| 01-Aug-2021      | 8     |                        |                |                        |                   |               | 0                      | 0                 |
| 02-Aug-2021      | 8     |                        |                |                        |                   |               | 0                      | 0                 |
| 03-Aug-2021      | 8     |                        |                |                        |                   |               | 0                      | 0                 |
| 04-Aug-2021      | 8     |                        |                |                        |                   |               | 0                      | 0                 |
| 05-Aug-2021      | 8     |                        |                |                        |                   |               | 0                      | 0                 |
| 06-Aug-2021      | 8     |                        |                |                        |                   |               | 0                      | 0                 |
| 07-Aug-2021      | 8     |                        |                |                        |                   |               | 0                      | 0                 |
| 08-Aug-2021      | 8     |                        |                |                        |                   |               | 0                      | 0                 |
| 09-Aug-2021      | 8     |                        |                |                        |                   |               | 0                      | 0                 |
| 10-Aug-2021      | 8     |                        |                |                        |                   |               | 0                      | 0                 |
| 11-Aug-2021      | 8     |                        |                |                        |                   |               | 0                      | 0                 |
| 12-Aug-2021      | 8     |                        |                |                        |                   |               | 0                      | 0                 |
| 13-Aug-2021      | 8     |                        |                |                        |                   |               | 0                      | 0                 |
| 14-Aug-2021      | 8     |                        |                |                        |                   |               | 0                      | 0                 |
| 16-Aug-2021      | 8     |                        |                |                        |                   |               | 0                      | 0                 |
| 17-Aug-2021      | 8     |                        |                |                        |                   |               | 0                      | 0                 |
| 18-Aug-2021      | 8     |                        |                |                        |                   |               | 0                      | 0                 |
| 19-Aug-2021      | 8     |                        |                |                        |                   |               | 0                      | 0                 |
| 20-Aug-2021      | 8     |                        |                |                        |                   |               | 0                      | 0                 |
| 21-Aug-2021      | 8     |                        |                |                        |                   |               | 0                      | 0                 |
| 22-Aug-2021      | 8     |                        |                |                        |                   |               | 0                      | 0                 |
| 23-Aug-2021      | 8     |                        |                |                        |                   |               | 0                      | 0                 |
| 24-Aug-2021      | 8     |                        |                |                        |                   |               | 0                      | 0                 |
| 25-Aug-2021      | 8     |                        |                |                        |                   |               | 0                      | 0                 |
| 26-Aug-2021      | 8     |                        |                |                        |                   |               | 0                      | 0                 |
| 27-Aug-2021      | 8     |                        |                |                        |                   |               | 0                      | 0                 |
| 28-Aug-2021      | 8     |                        |                |                        |                   |               | 0                      | 0                 |
| 29-Aug-2021      | 8     |                        |                |                        |                   |               | 0                      | 0                 |
| 30-Aug-2021      | 8     |                        |                |                        |                   |               | 0                      | 0                 |
| 31-Aug-2021      | 8     |                        |                |                        |                   |               | 0                      | 0                 |
| 01-Sep-2021      | 9     |                        |                |                        |                   |               | Pumps Off              | Pumps Off         |
| 02-Sep-2021      | 9     |                        |                |                        |                   |               |                        |                   |
| 03-Sep-2021      | 9     |                        |                |                        |                   |               |                        |                   |
| 04-Sep-2021      | 9     |                        |                |                        |                   |               |                        |                   |
| 05-Sep-2021      | 9     |                        |                |                        |                   |               |                        |                   |
| 06-Sep-2021      | 9     |                        |                |                        |                   |               |                        |                   |
| 07-Sep-2021      | 9     |                        |                |                        |                   |               |                        |                   |
| 08-Sep-2021      | 9     |                        |                |                        |                   |               |                        |                   |
| 09-Sep-2021      | 9     |                        |                |                        |                   |               |                        |                   |
| 10-Sep-2021      | 9     |                        |                |                        |                   |               |                        |                   |
| 11-Sep-2021      | 9     |                        |                |                        |                   |               |                        |                   |
| 12-Sep-2021      | 9     |                        |                |                        |                   |               |                        |                   |
| 13-Sep-2021      | 9     |                        |                |                        |                   |               |                        |                   |
| 14-Sep-2021      | 9     |                        |                |                        |                   |               |                        |                   |
| 15-Sep-2021      | 9     |                        |                |                        |                   |               |                        |                   |
| 16-Sep-2021      | 9     |                        |                |                        |                   |               |                        |                   |
| 17-Sep-2021      | 9     |                        |                |                        |                   |               |                        |                   |
| 18-Sep-2021      | 9     |                        |                |                        |                   |               |                        |                   |
| 19-Sep-2021      | 9     |                        |                |                        |                   |               |                        |                   |
| 20-Sep-2021      | 9     |                        |                |                        |                   |               |                        |                   |
| 21-Sep-2021      | 9     |                        |                |                        |                   |               |                        |                   |
| 22-Sep-2021      | 9     |                        |                |                        |                   |               |                        |                   |
| 23-Sep-2021      | 9     |                        |                |                        |                   |               |                        |                   |
| 24-Sep-2021      | 9     |                        |                |                        |                   |               |                        |                   |
| 25-Sep-2021      | 9     |                        |                |                        |                   |               |                        |                   |
| 26-Sep-2021      | 9     |                        |                |                        |                   |               |                        |                   |
| 27-Sep-2021      | 9     |                        |                |                        |                   |               |                        |                   |
| 28-Sep-2021      | 9     |                        |                |                        |                   |               |                        |                   |
| 29-Sep-2021      | 9     |                        |                |                        |                   |               |                        |                   |
| 30-Sep-2021      | 9     |                        |                |                        |                   |               |                        |                   |

**YELLOWSTONE CLUB & SPANISH PEAKS PUMPING SUMMARY**

Average

0.441

0.405

|             |       | Yellowstone Club       |                |                        |                   | Spanish Peaks |                        |                   |
|-------------|-------|------------------------|----------------|------------------------|-------------------|---------------|------------------------|-------------------|
| Day/Date    | Month | YC Pump St. 1<br>(MGD) | Total<br>(MGD) | YC Pump St. 2<br>(MGD) | YC Total<br>(MGD) | Day/Date      | SP Pump St. 1<br>(MGD) | SP Total<br>(MGD) |
| 01-Oct-2021 | 10    |                        |                |                        |                   |               |                        |                   |
| 02-Oct-2021 | 10    |                        |                |                        |                   |               |                        |                   |
| 03-Oct-2021 | 10    |                        |                |                        |                   |               |                        |                   |
| 04-Oct-2021 | 10    |                        |                |                        |                   |               |                        |                   |
| 05-Oct-2021 | 10    |                        |                |                        |                   |               |                        |                   |
| 06-Oct-2021 | 10    |                        |                |                        |                   |               |                        |                   |
| 07-Oct-2021 | 10    |                        |                |                        |                   |               |                        |                   |
| 08-Oct-2021 | 10    |                        |                |                        |                   |               |                        |                   |
| 09-Oct-2021 | 10    |                        |                |                        |                   |               |                        |                   |
| 10-Oct-2021 | 10    |                        |                |                        |                   |               |                        |                   |
| 11-Oct-2021 | 10    |                        |                |                        |                   |               |                        |                   |
| 12-Oct-2021 | 10    |                        |                |                        |                   |               |                        |                   |
| 13-Oct-2021 | 10    |                        |                |                        |                   |               |                        |                   |
| 14-Oct-2021 | 10    |                        |                |                        |                   |               |                        |                   |
| 15-Oct-2021 | 10    |                        |                |                        |                   |               |                        |                   |
| 16-Oct-2021 | 10    |                        |                |                        |                   |               |                        |                   |
| 17-Oct-2021 | 10    |                        |                |                        |                   |               |                        |                   |
| 18-Oct-2021 | 10    |                        |                |                        |                   |               |                        |                   |
| 19-Oct-2021 | 10    |                        |                |                        |                   |               |                        |                   |
| 20-Oct-2021 | 10    |                        |                |                        |                   |               |                        |                   |
| 21-Oct-2021 | 10    |                        |                |                        |                   |               |                        |                   |
| 22-Oct-2021 | 10    |                        |                |                        |                   |               |                        |                   |
| 23-Oct-2021 | 10    |                        |                |                        |                   |               |                        |                   |
| 24-Oct-2021 | 10    |                        |                |                        |                   |               |                        |                   |
| 25-Oct-2021 | 10    |                        |                |                        |                   |               |                        |                   |
| 26-Oct-2021 | 10    |                        |                |                        |                   |               |                        |                   |
| 27-Oct-2021 | 10    |                        |                |                        |                   |               |                        |                   |
| 28-Oct-2021 | 10    |                        |                |                        |                   |               |                        |                   |
| 29-Oct-2021 | 10    |                        |                |                        |                   |               |                        |                   |
| 30-Oct-2021 | 10    |                        |                |                        |                   |               |                        |                   |
| 31-Oct-2021 | 10    |                        |                |                        |                   |               |                        |                   |
| 01-Nov-2021 | 11    |                        |                |                        |                   |               |                        |                   |
| 02-Nov-2021 | 11    |                        |                |                        |                   |               |                        |                   |
| 03-Nov-2021 | 11    |                        |                |                        |                   |               |                        |                   |
| 04-Nov-2021 | 11    |                        |                |                        |                   |               |                        |                   |
| 05-Nov-2021 | 11    |                        |                |                        |                   |               |                        |                   |
| 06-Nov-2021 | 11    |                        |                |                        |                   |               |                        |                   |
| 07-Nov-2021 | 11    |                        |                |                        |                   |               |                        |                   |
| 08-Nov-2021 | 11    |                        |                |                        |                   |               |                        |                   |
| 09-Nov-2021 | 11    |                        |                |                        |                   |               |                        |                   |
| 10-Nov-2021 | 11    |                        |                |                        |                   |               |                        |                   |
| 11-Nov-2021 | 11    |                        |                |                        |                   |               |                        |                   |
| 12-Nov-2021 | 11    |                        |                |                        |                   |               |                        |                   |
| 13-Nov-2021 | 11    |                        |                |                        |                   |               |                        |                   |
| 14-Nov-2021 | 11    |                        |                |                        |                   |               |                        |                   |
| 15-Nov-2021 | 11    |                        |                |                        |                   |               |                        |                   |
| 16-Nov-2021 | 11    |                        |                |                        |                   |               |                        |                   |
| 17-Nov-2021 | 11    |                        |                |                        |                   |               |                        |                   |
| 18-Nov-2021 | 11    |                        |                |                        |                   |               |                        |                   |
| 19-Nov-2021 | 11    |                        |                |                        |                   |               |                        |                   |
| 20-Nov-2021 | 11    |                        |                |                        |                   |               |                        |                   |
| 21-Nov-2021 | 11    |                        |                |                        |                   |               |                        |                   |
| 22-Nov-2021 | 11    |                        |                |                        |                   |               |                        |                   |
| 23-Nov-2021 | 11    |                        |                |                        |                   |               |                        |                   |
| 24-Nov-2021 | 11    |                        |                |                        |                   |               |                        |                   |
| 25-Nov-2021 | 11    |                        |                |                        |                   |               |                        |                   |
| 26-Nov-2021 | 11    |                        |                |                        |                   |               |                        |                   |
| 27-Nov-2021 | 11    |                        |                |                        |                   |               |                        |                   |
| 28-Nov-2021 | 11    |                        |                |                        |                   |               |                        |                   |
| 29-Nov-2021 | 11    |                        |                |                        |                   |               |                        |                   |
| 30-Nov-2021 | 11    |                        |                |                        |                   |               |                        |                   |

**YELLOWSTONE CLUB & SPANISH PEAKS PUMPING SUMMARY**

Average

0.441

0.405

|             |       | Yellowstone Club       |                |                        | Spanish Peaks     |          |                        |                   |
|-------------|-------|------------------------|----------------|------------------------|-------------------|----------|------------------------|-------------------|
| Day/Date    | Month | YC Pump St. 1<br>(MGD) | Total<br>(MGD) | YC Pump St. 2<br>(MGD) | YC Total<br>(MGD) | Day/Date | SP Pump St. 1<br>(MGD) | SP Total<br>(MGD) |
| 01-Dec-2021 | 12    |                        |                |                        |                   |          |                        |                   |
| 02-Dec-2021 | 12    |                        |                |                        |                   |          |                        |                   |
| 03-Dec-2021 | 12    |                        |                |                        |                   |          |                        |                   |
| 04-Dec-2021 | 12    |                        |                |                        |                   |          |                        |                   |
| 05-Dec-2021 | 12    |                        |                |                        |                   |          |                        |                   |
| 06-Dec-2021 | 12    |                        |                |                        |                   |          |                        |                   |
| 07-Dec-2021 | 12    |                        |                |                        |                   |          |                        |                   |
| 08-Dec-2021 | 12    |                        |                |                        |                   |          |                        |                   |
| 09-Dec-2021 | 12    |                        |                |                        |                   |          |                        |                   |
| 10-Dec-2021 | 12    |                        |                |                        |                   |          |                        |                   |
| 11-Dec-2021 | 12    |                        |                |                        |                   |          |                        |                   |
| 12-Dec-2021 | 12    |                        |                |                        |                   |          |                        |                   |
| 13-Dec-2021 | 12    |                        |                |                        |                   |          |                        |                   |
| 14-Dec-2021 | 12    |                        |                |                        |                   |          |                        |                   |
| 15-Dec-2021 | 12    |                        |                |                        |                   |          |                        |                   |
| 16-Dec-2021 | 12    |                        |                |                        |                   |          |                        |                   |
| 17-Dec-2021 | 12    |                        |                |                        |                   |          |                        |                   |
| 18-Dec-2021 | 12    |                        |                |                        |                   |          |                        |                   |
| 19-Dec-2021 | 12    |                        |                |                        |                   |          |                        |                   |
| 20-Dec-2021 | 12    |                        |                |                        |                   |          |                        |                   |
| 21-Dec-2021 | 12    |                        |                |                        |                   |          |                        |                   |
| 22-Dec-2021 | 12    |                        |                |                        |                   |          |                        |                   |
| 23-Dec-2021 | 12    |                        |                |                        |                   |          |                        |                   |
| 24-Dec-2021 | 12    |                        |                |                        |                   |          |                        |                   |
| 25-Dec-2021 | 12    |                        |                |                        |                   |          |                        |                   |
| 26-Dec-2021 | 12    |                        |                |                        |                   |          |                        |                   |
| 27-Dec-2021 | 12    |                        |                |                        |                   |          |                        |                   |
| 28-Dec-2021 | 12    |                        |                |                        |                   |          |                        |                   |
| 29-Dec-2021 | 12    |                        |                |                        |                   |          |                        |                   |
| 30-Dec-2021 | 12    |                        |                |                        |                   |          |                        |                   |
| 31-Dec-2021 | 12    |                        |                |                        |                   |          |                        |                   |

2021 Irrigation Flows

Summary table with 2 columns: Category and Value. Includes 'HEADLINE DATA' and 'TOTAL IRRIGATION FLOW'.

1.8 10 Day Averages

Summary table with 2 columns: Date and Value. Shows 10-day average values from 10/20/2021 to 10/30/2021.

Main data table with columns: Date, Month, Day, Pump, Flow (MGD), Pump 1, Pump 2, Pump 3, North Line, South Line, Total, SWS, VC (MGD), SP (Feet). Contains detailed flow data for each day from 10/20/2021 to 10/30/2021.

1.8 10 Day Averages  
10/20/2021 430.00  
10/21/2021 430.00  
10/22/2021 430.00  
10/23/2021 430.00  
10/24/2021 430.00  
10/25/2021 430.00  
10/26/2021 430.00  
10/27/2021 430.00  
10/28/2021 430.00  
10/29/2021 430.00  
10/30/2021 430.00

Summary table with 2 columns: Category and Value. Includes 'TOTALS', 'HEADLINE DATA', and 'TOTAL IRRIGATION FLOW'.

1.8 10 Day Averages  
10/20/2021 430.00  
10/21/2021 430.00  
10/22/2021 430.00  
10/23/2021 430.00  
10/24/2021 430.00  
10/25/2021 430.00  
10/26/2021 430.00  
10/27/2021 430.00  
10/28/2021 430.00  
10/29/2021 430.00  
10/30/2021 430.00

1.8 10 Day Averages  
10/20/2021 430.00  
10/21/2021 430.00  
10/22/2021 430.00  
10/23/2021 430.00  
10/24/2021 430.00  
10/25/2021 430.00  
10/26/2021 430.00  
10/27/2021 430.00  
10/28/2021 430.00  
10/29/2021 430.00  
10/30/2021 430.00

1.8 10 Day Averages  
10/20/2021 430.00  
10/21/2021 430.00  
10/22/2021 430.00  
10/23/2021 430.00  
10/24/2021 430.00  
10/25/2021 430.00  
10/26/2021 430.00  
10/27/2021 430.00  
10/28/2021 430.00  
10/29/2021 430.00  
10/30/2021 430.00

1.8 10 Day Averages  
10/20/2021 430.00  
10/21/2021 430.00  
10/22/2021 430.00  
10/23/2021 430.00  
10/24/2021 430.00  
10/25/2021 430.00  
10/26/2021 430.00  
10/27/2021 430.00  
10/28/2021 430.00  
10/29/2021 430.00  
10/30/2021 430.00

1.8 10 Day Averages  
10/20/2021 430.00  
10/21/2021 430.00  
10/22/2021 430.00  
10/23/2021 430.00  
10/24/2021 430.00  
10/25/2021 430.00  
10/26/2021 430.00  
10/27/2021 430.00  
10/28/2021 430.00  
10/29/2021 430.00  
10/30/2021 430.00

2020 Irrigation Flows

| Meadow Village Golf Course<br>Flow (measured in MGD) |           |                      |                      |            |                     |                     |                     |       |            |            |
|--|-----------|----------------------|----------------------|------------|---------------------|---------------------|---------------------|-------|------------|------------|
| Date   | Day       | JP 5                 |                      |            | North Loop<br>Total | South Loop<br>Total | Irrigation<br>Total | SBR   | YC Pumping | SP Pumping |
|  |           | Pump 1<br>North Loop | Pump 2<br>North Loop | North Loop |                     |                     |                     |       |            |            |
| 04-May-20  | Monday    | 0.132                |                      |            | 0.132               |                     | 0.132               | 0.697 |            |            |
| 05-May-20  | Tuesday   | 0.043                |                      |            | 0.043               |                     | 0.043               | 0.680 |            |            |
| 06-May-20  | Wednesday | 0.096                |                      |            | 0.096               |                     | 0.096               | 0.674 |            |            |
| 07-May-20  | Thursday  | 0.000                |                      |            | 0.000               |                     | 0.000               | 0.630 |            |            |
| 08-May-20  | Friday    | 0.152                |                      |            | 0.152               |                     | 0.152               | 0.560 |            |            |
| 09-May-20  | Saturday  | 0.558                |                      |            | 0.558               |                     | 0.558               | 0.520 |            |            |
| 10-May-20  | Sunday    | 0.000                |                      |            | 0.000               |                     | 0.000               | 0.509 |            |            |
| 11-May-20  | Monday    | 0.070                |                      |            | 0.070               |                     | 0.070               | 0.584 |            |            |
| 12-May-20  | Tuesday   | 0.000                |                      |            | 0.000               |                     | 0.000               | 0.635 |            |            |
| 13-May-20  | Wednesday | 0.000                |                      |            | 0.000               |                     | 0.000               | 0.677 |            |            |
| 14-May-20  | Thursday  | 0.000                |                      |            | 0.000               |                     | 0.000               | 0.652 |            |            |
| 15-May-20  | Friday    | 0.000                |                      |            | 0.000               |                     | 0.000               | 0.662 |            |            |
| 16-May-20  | Saturday  | 0.000                |                      |            | 0.000               |                     | 0.000               | 0.648 |            |            |
| 17-May-20  | Sunday    | 0.000                |                      |            | 0.000               |                     | 0.000               | 0.641 |            |            |
| 18-May-20  | Monday    | 0.190                |                      |            | 0.190               |                     | 0.190               | 0.611 |            |            |
| 19-May-20  | Tuesday   | 0.347                |                      |            | 0.347               |                     | 0.347               | 0.613 |            |            |
| 20-May-20  | Wednesday | 0.276                |                      |            | 0.276               |                     | 0.276               | 0.616 |            |            |
| 21-May-20  | Thursday  | 0.000                |                      |            | 0.000               |                     | 0.000               | 0.612 |            |            |
| 22-May-20  | Friday    | 0.000                |                      |            | 0.000               |                     | 0.000               | 0.576 |            |            |
| 23-May-20  | Saturday  | 0.000                |                      |            | 0.000               |                     | 0.000               | 0.526 |            |            |
| 24-May-20  | Sunday    | 0.000                |                      |            | 0.000               |                     | 0.000               | 0.513 |            |            |
| 25-May-20  | Monday    | 0.101                |                      |            | 0.101               |                     | 0.101               | 0.463 |            |            |
| 26-May-20  | Tuesday   | 0.000                |                      |            | 0.000               |                     | 0.000               | 0.505 | 0.204      |            |
| 27-May-20  | Wednesday | 0.592                |                      |            | 0.592               |                     | 0.592               | 0.533 | 0.338      |            |
| 28-May-20  | Thursday  | 0.916                |                      |            | 0.916               |                     | 0.916               | 0.524 | 0.340      |            |
| 29-May-20  | Friday    | 1.040                |                      |            | 1.040               |                     | 1.040               | 0.518 | 0.241      |            |
| 30-May-20  | Saturday  | 0.952                |                      |            | 0.952               |                     | 0.952               | 0.537 |            |            |
| 31-May-20  | Sunday    | 1.013                |                      |            | 1.013               |                     | 1.013               | 0.502 |            |            |
| 01-Jun-20  | Monday    | 0.960                |                      |            | 0.960               |                     | 0.960               | 0.488 |            |            |
| 02-Jun-20  | Tuesday   | 1.177                |                      |            | 1.177               |                     | 1.177               | 0.543 |            |            |
| 03-Jun-20  | Wednesday | 1.031                |                      |            | 1.031               |                     | 1.031               | 0.568 |            |            |
| 04-Jun-20  | Thursday  | 0.530                |                      |            | 0.530               |                     | 0.530               | 0.541 |            |            |
| 05-Jun-20  | Friday    | 0.555                |                      |            | 0.555               |                     | 0.555               | 0.526 |            |            |
| 06-Jun-20  | Saturday  | 0.884                |                      |            | 0.884               |                     | 0.884               | 0.521 |            |            |
| 07-Jun-20  | Sunday    | 0.625                |                      |            | 0.625               |                     | 0.625               | 0.498 |            |            |
| 08-Jun-20  | Monday    | 0.000                |                      |            | 0.000               |                     | 0.000               | 0.552 |            |            |
| 09-Jun-20  | Tuesday   | 0.000                |                      |            | 0.000               |                     | 0.000               | 0.555 |            |            |
| 10-Jun-20  | Wednesday | 0.000                |                      |            | 0.000               |                     | 0.000               | 0.564 |            |            |
| 11-Jun-20  | Thursday  | 0.614                |                      |            | 0.614               |                     | 0.614               | 0.524 |            |            |
| 12-Jun-20  | Friday    | 1.028                |                      |            | 1.028               |                     | 1.028               | 0.514 |            |            |
| 13-Jun-20  | Saturday  | 0.876                |                      |            | 0.876               |                     | 0.876               | 0.508 |            |            |
| 14-Jun-20  | Sunday    | 0.946                |                      |            | 0.946               |                     | 0.946               | 0.528 |            |            |
| 15-Jun-20  | Monday    | 0.831                |                      |            | 0.831               |                     | 0.831               | 0.522 |            |            |
| 16-Jun-20  | Tuesday   | 0.712                |                      |            | 0.712               |                     | 0.712               | 0.540 |            |            |
| 17-Jun-20  | Wednesday | 0.364                |                      |            | 0.364               |                     | 0.364               | 0.539 |            |            |
| 18-Jun-20  | Thursday  | 0.000                |                      |            | 0.000               |                     | 0.000               | 0.622 |            |            |
| 19-Jun-20  | Friday    | 0.000                |                      |            | 0.000               |                     | 0.000               | 0.580 |            |            |
| 20-Jun-20  | Saturday  | 0.533                |                      |            | 0.533               |                     | 0.533               | 0.552 |            |            |
| 21-Jun-20  | Sunday    | 0.968                |                      |            | 0.968               |                     | 0.968               | 0.547 |            |            |
| 22-Jun-20  | Monday    | 0.746                |                      |            | 0.746               |                     | 0.746               | 0.561 |            |            |
| 23-Jun-20  | Tuesday   | 1.014                |                      |            | 1.014               |                     | 1.014               | 0.543 |            |            |
| 24-Jun-20  | Wednesday | 0.699                |                      |            | 0.699               |                     | 0.699               | 0.523 |            |            |
| 25-Jun-20  | Thursday  | 0.788                |                      |            | 0.788               |                     | 0.788               | 0.520 |            |            |
| 26-Jun-20  | Friday    | 1.025                |                      |            | 1.025               |                     | 1.025               | 0.554 |            |            |
| 27-Jun-20  | Saturday  | 1.047                |                      |            | 1.047               |                     | 1.047               | 0.548 |            |            |
| 28-Jun-20  | Sunday    | 0.603                |                      |            | 0.603               |                     | 0.603               | 0.571 |            |            |
| 29-Jun-20  | Monday    | 0.000                |                      |            | 0.000               |                     | 0.000               | 0.602 |            |            |
| 30-Jun-20  | Tuesday   | 0.000                |                      |            | 0.000               |                     | 0.000               | 0.563 |            |            |
| 01-Jul-20  | Wednesday | 0.023                |                      |            | 0.023               |                     | 0.023               | 0.590 |            |            |
| 02-Jul-20  | Thursday  | 0.889                |                      |            | 0.889               |                     | 0.889               | 0.571 |            |            |
| 03-Jul-20  | Friday    | 1.317                |                      |            | 1.317               |                     | 1.317               | 0.568 |            |            |
| 04-Jul-20  | Saturday  | 0.762                |                      |            | 0.762               |                     | 0.762               | 0.552 |            |            |
| 05-Jul-20  | Sunday    | 0.876                |                      |            | 0.876               |                     | 0.876               | 0.566 |            |            |
| 06-Jul-20  | Monday    | 0.390                |                      |            | 0.390               |                     | 0.390               | 0.553 |            |            |
| 07-Jul-20  | Tuesday   | 0.794                |                      |            | 0.794               |                     | 0.794               | 0.584 | 0.175      |            |
| 08-Jul-20  | Wednesday | 0.826                |                      |            | 0.826               |                     | 0.826               | 0.563 | 0.373      |            |
| 09-Jul-20  | Thursday  | 0.980                |                      |            | 0.980               |                     | 0.980               | 0.550 | 0.379      |            |
| 10-Jul-20  | Friday    | 1.224                |                      |            | 1.224               |                     | 1.224               | 0.563 | 0.247      |            |
| 11-Jul-20  | Saturday  | 1.093                |                      |            | 1.093               |                     | 1.093               | 0.548 |            |            |
| 12-Jul-20  | Sunday    | 1.280                |                      |            | 1.280               |                     | 1.280               | 0.576 |            |            |
| 13-Jul-20  | Monday    | 1.102                |                      |            | 1.102               |                     | 1.102               | 0.528 |            |            |
| 14-Jul-20  | Tuesday   | 0.946                |                      |            | 0.946               |                     | 0.946               | 0.503 |            |            |
| 15-Jul-20  | Wednesday | 1.158                |                      |            | 1.158               |                     | 1.158               | 0.502 |            |            |
| 16-Jul-20  | Thursday  | 0.878                |                      |            | 0.878               |                     | 0.878               | 0.527 | 0.164      |            |
| 17-Jul-20  | Friday    | 1.081                |                      |            | 1.081               |                     | 1.081               | 0.587 | 0.377      |            |
| 18-Jul-20  | Saturday  | 1.265                |                      |            | 1.265               |                     | 1.265               | 0.547 | 0.377      |            |
| 19-Jul-20  | Sunday    | 1.413                |                      |            | 1.413               |                     | 1.413               | 0.551 | 0.377      |            |
| 20-Jul-20  | Monday    | 1.273                |                      |            | 1.273               |                     | 1.273               | 0.524 |            |            |
| 21-Jul-20  | Tuesday   | 1.052                |                      |            | 1.052               |                     | 1.052               | 0.541 |            |            |
| 22-Jul-20  | Wednesday | 1.567                |                      |            | 1.567               |                     | 1.567               | 0.525 |            |            |
| 23-Jul-20  | Thursday  | 1.316                |                      |            | 1.316               |                     | 1.316               | 0.536 |            |            |
| 24-Jul-20  | Friday    | 1.314                |                      |            | 1.314               |                     | 1.314               | 0.592 | 0.144      |            |
| 25-Jul-20  | Saturday  | 1.243                |                      |            | 1.243               |                     | 1.243               | 0.535 | 0.366      |            |
| 26-Jul-20  | Sunday    | 1.345                |                      |            | 1.345               |                     | 1.345               | 0.566 | 0.366      |            |
| 27-Jul-20  | Monday    | 1.251                |                      |            | 1.251               |                     | 1.251               | 0.581 | 0.363      |            |
| 28-Jul-20  | Tuesday   | 1.119                |                      |            | 1.119               |                     | 1.119               | 0.538 | 0.362      |            |
| 29-Jul-20  | Wednesday | 1.236                |                      |            | 1.236               |                     | 1.236               | 0.524 | 0.363      |            |
| 30-Jul-20  | Thursday  | 1.240                |                      |            | 1.240               |                     | 1.240               | 0.544 | 0.360      |            |
| 31-Jul-20  | Friday    | 1.345                |                      |            | 1.345               |                     | 1.345               | 0.592 | 0.363      |            |
| 01-Aug-20  | Saturday  | 1.235                |                      |            | 1.235               |                     | 1.235               | 0.503 | 0.366      |            |
| 02-Aug-20  | Sunday    | 1.201                |                      |            | 1.201               |                     | 1.201               | 0.552 | 0.364      |            |
| 03-Aug-20  | Monday    | 1.050                |                      |            | 1.050               |                     | 1.050               | 0.518 | 0.368      |            |
| 04-Aug-20  | Tuesday   | 0.698                |                      |            | 0.698               |                     | 0.698               | 0.627 | 0.363      |            |
| 05-Aug-20  | Wednesday | 0.661                |                      |            | 0.661               |                     | 0.661               | 0.527 | 0.184      |            |
| 06-Aug-20  | Thursday  | 0.725                |                      |            | 0.725               |                     | 0.725               | 0.610 |            |            |
| 07-Aug-20  | Friday    | 1.076                |                      |            | 1.076               |                     | 1.076               | 0.533 |            |            |
| 08-Aug-20  | Saturday  | 1.009                |                      |            | 1.009               |                     | 1.009               | 0.524 |            |            |
| 09-Aug-20  | Sunday    | 1.018                |                      |            | 1.018               |                     | 1.018               | 0.516 |            |            |
| 10-Aug-20  | Monday    | 0.957                |                      |            | 0.957               |                     | 0.957               | 0.563 |            |            |
| 11-Aug-20  | Tuesday   | 1.067                |                      |            | 1.067               |                     | 1.067               | 0.458 | 0.014      |            |
| 12-Aug-20  | Wednesday | 1.107                |                      |            | 1.107               |                     | 1.107               | 0.481 | 0.008      |            |
| 13-Aug-20  | Thursday  | 0.588                | 0.381                |            | 0.969               |                     | 0.969               | 0.521 | 0.202      |            |
| 14-Aug-20  | Friday    | 0.835                | 0.835                |            | 0.835               |                     | 0.835               | 0.542 | 0.345      |            |
| 15-Aug-20  | Saturday  | 1.045                | 1.045                |            | 1.045               |                     | 1.045               | 0.543 | 0.333      |            |
| 16-Aug-20  | Sunday    | 0.783                | 0.783                |            | 0.783               |                     | 0.783               | 0.516 | 0.331      |            |
| 17-Aug-20  | Monday    | 0.763                | 0.763                |            | 0.763               |                     | 0.763               | 0.555 | 0.333      |            |
| 18-Aug-20  | Tuesday   | 1.079                | 1.079                |            | 1.079               |                     | 1.079               | 0.424 | 0.190      |            |
| 19-Aug-20  | Wednesday | 1.045                | 1.045                |            | 1.045               |                     | 1.045               | 0.436 | 0.000      |            |
| 20-Aug-20  | Thursday  | 0.705                | 0.705                |            | 0.705               |                     | 0.705               | 0.453 | 0.209      |            |
| 21-Aug-20  | Friday    | 0.281                | 0.281                |            | 0.281               |                     | 0.281               | 0.430 | 0.335      |            |
| 22-Aug-20  | Saturday  | 0.075                | 0.075                |            | 0.075               |                     | 0.075               | 0.469 | 0.333      |            |
| 23-Aug-20  | Sunday    | 0.570                | 0.570                |            | 0.570               |                     | 0.570               | 0.508 | 0.335      |            |
| 24-Aug-20  | Monday    | 0.459                | 0.459                |            | 0.459               |                     | 0.459               | 0.555 | 0.177      |            |

Meadow Village Golf Course  
Flow (measured in MGD)

| Date      | Day       | JP 5                 |                      |               | Total          | South Loop<br>Total | Total<br>Irrigation | SBR   | YC Pumping | SP Pumping  |
|-----------|-----------|----------------------|----------------------|---------------|----------------|---------------------|---------------------|-------|------------|-------------|
|           |           | Pump 1<br>North Loop | Pump 2<br>North Loop | North<br>Loop |                |                     |                     |       |            |             |
| 25-Aug-20 | Tuesday   |                      | 0.657                |               | 0.657          |                     | 0.657               | 0.420 |            |             |
| 26-Aug-20 | Wednesday |                      | 0.680                |               | 0.680          |                     | 0.680               | 0.422 |            |             |
| 27-Aug-20 | Thursday  |                      | 0.562                |               | 0.562          |                     | 0.562               | 0.580 |            |             |
| 28-Aug-20 | Friday    |                      | 0.575                |               | 0.575          |                     | 0.575               | 0.554 |            |             |
| 29-Aug-20 | Saturday  |                      | 0.264                |               | 0.264          |                     | 0.264               | 0.471 |            |             |
| 30-Aug-20 | Sunday    |                      | 0.530                |               | 0.530          |                     | 0.530               | 0.429 |            |             |
| 31-Aug-20 | Monday    |                      | 0.500                |               | 0.500          |                     | 0.500               | 0.422 |            |             |
| 01-Sep-20 | Tuesday   |                      | 0.056                |               | 0.056          |                     | 0.056               | 0.465 |            |             |
| 02-Sep-20 | Wednesday |                      | 0.419                |               | 0.419          |                     | 0.419               | 0.457 |            |             |
| 03-Sep-20 | Thursday  |                      | 0.968                |               | 0.968          |                     | 0.968               | 0.442 |            |             |
| 04-Sep-20 | Friday    |                      | 0.963                |               | 0.963          |                     | 0.963               | 0.495 |            |             |
| 05-Sep-20 | Saturday  |                      | 0.985                |               | 0.985          |                     | 0.985               | 0.506 |            |             |
| 06-Sep-20 | Sunday    |                      | 0.528                |               | 0.528          |                     | 0.528               | 0.507 |            |             |
| 07-Sep-20 | Monday    |                      | 0.457                |               | 0.457          |                     | 0.457               | 0.451 |            |             |
| 08-Sep-20 | Tuesday   |                      | 0.368                |               | 0.368          |                     | 0.368               | 0.430 |            |             |
| 09-Sep-20 | Wednesday |                      | 0.432                |               | 0.432          |                     | 0.432               | 0.439 |            |             |
| 10-Sep-20 | Thursday  |                      | 0.493                |               | 0.493          |                     | 0.493               | 0.428 |            | 0.045       |
| 11-Sep-20 | Friday    |                      | 0.417                |               | 0.417          |                     | 0.417               | 0.451 |            | 0.178       |
| 12-Sep-20 | Saturday  |                      | 0.529                |               | 0.529          |                     | 0.529               | 0.505 |            | 0.335       |
| 13-Sep-20 | Sunday    |                      | 0.397                |               | 0.397          |                     | 0.397               | 0.509 |            | 0.327       |
| 14-Sep-20 | Monday    |                      | 0.467                |               | 0.467          |                     | 0.467               | 0.523 |            | 0.347       |
| 15-Sep-20 | Tuesday   |                      | 0.701                |               | 0.701          |                     | 0.701               | 0.508 |            | 0.380       |
| 16-Sep-20 | Wednesday |                      | 0.830                |               | 0.830          |                     | 0.830               | 0.679 |            | 0.333       |
| 17-Sep-20 | Thursday  |                      | 0.584                |               | 0.584          |                     | 0.584               | 0.528 |            | 0.218       |
| 18-Sep-20 | Friday    |                      | 0.695                |               | 0.695          |                     | 0.695               | 0.429 |            | Fill Pond 1 |
| 19-Sep-20 | Saturday  |                      | 0.374                |               | 0.374          |                     | 0.374               | 0.408 |            | Fill Pond 1 |
| 20-Sep-20 | Sunday    |                      | 0.088                |               | 0.088          |                     | 0.088               | 0.393 |            | Fill Pond 1 |
| 21-Sep-20 | Monday    |                      | 0.000                |               | 0.000          |                     | 0.000               | 0.556 |            | Fill Pond 1 |
| 22-Sep-20 | Tuesday   |                      | 0.189                |               | 0.189          |                     | 0.189               | 0.379 |            | Fill Pond 1 |
| 23-Sep-20 | Wednesday |                      | 0.725                |               | 0.725          |                     | 0.725               | 0.437 |            | Fill Pond 1 |
| 24-Sep-20 | Thursday  |                      | 0.729                |               | 0.729          |                     | 0.729               | 0.459 |            | 0.223       |
| 25-Sep-20 | Friday    |                      | 0.387                |               | 0.387          |                     | 0.387               | 0.426 |            | 0.254       |
| 26-Sep-20 | Saturday  |                      | 0.000                |               | 0.000          |                     | 0.000               | 0.406 |            | 0.336       |
| 27-Sep-20 | Sunday    |                      | 0.000                |               | 0.000          |                     | 0.000               | 0.407 |            | 0.344       |
| 28-Sep-20 | Monday    |                      | 0.290                |               | 0.290          |                     | 0.290               | 0.434 |            | 0.150       |
| 29-Sep-20 | Tuesday   |                      | 0.200                |               | 0.200          |                     | 0.200               | 0.392 |            | 0.000       |
| 30-Sep-20 | Wednesday |                      | 0.000                |               | 0.000          |                     | 0.000               | 0.401 |            | 0.149       |
| 01-Oct-20 | Thursday  |                      | 0.000                |               | 0.000          |                     | 0.000               | 0.406 |            | 0.328       |
| 02-Oct-20 | Friday    |                      | 0.170                |               | 0.170          |                     | 0.170               | 0.401 |            | 0.328       |
| 03-Oct-20 | Saturday  |                      | 0.000                |               | 0.000          |                     | 0.000               | 0.377 |            | 0.329       |
| 04-Oct-20 | Sunday    |                      | 0.250                |               | 0.250          |                     | 0.250               | 0.354 |            | 0.329       |
| 05-Oct-20 | Monday    |                      | 0.173                |               | 0.173          |                     | 0.173               | 0.302 |            | 0.210       |
| 06-Oct-20 | Tuesday   |                      | 0.772                |               | 0.772          |                     | 0.772               | 0.288 |            |             |
| 07-Oct-20 | Wednesday |                      |                      |               |                |                     |                     | 0.306 |            |             |
| 08-Oct-20 | Thursday  |                      |                      |               |                |                     |                     | 0.341 |            |             |
| 09-Oct-20 | Friday    |                      |                      |               |                |                     |                     | 0.264 |            |             |
| 10-Oct-20 | Saturday  |                      |                      |               |                |                     |                     | 0.306 |            |             |
| 11-Oct-20 | Sunday    |                      |                      |               |                |                     |                     | 0.293 |            |             |
| 12-Oct-20 | Monday    |                      |                      |               | End Irrigation |                     |                     | 0.284 |            |             |
| 13-Oct-20 | Tuesday   |                      |                      |               |                |                     |                     |       |            |             |
| 14-Oct-20 | Wednesday |                      |                      |               |                |                     |                     |       |            |             |

|                            |               |               |              |               |               |                |               |              |               |
|----------------------------|---------------|---------------|--------------|---------------|---------------|----------------|---------------|--------------|---------------|
| <b>TOTALS</b>              | <b>71.024</b> | <b>26.445</b> | <b>0.000</b> | <b>97.294</b> | <b>19.166</b> | <b>97.294</b>  | <b>81.342</b> | <b>1.123</b> | <b>15.089</b> |
| <b>AVERAGES</b>            | <b>0.834</b>  | <b>0.481</b>  |              | <b>0.632</b>  |               | <b>0.632</b>   | <b>0.515</b>  | <b>0.281</b> | <b>0.274</b>  |
| Total Irrigation Estimate: |               |               |              |               |               | <b>116.460</b> |               |              |               |

|                        |         |
|------------------------|---------|
| Start of Irrigation:   |         |
| Pond 1:                | 58.600  |
| Pond 3:                | 17.390  |
| Total Ponds:           | 75.990  |
| SBR Irrigation Period: | 81.342  |
| Total Ponds & SBR:     | 157.332 |
| Irrigation North Loop: | 97.294  |
| Pump 5 Estimate:       | 2.000   |
| YC Pumping:            | 1.123   |
| SP Pumping:            | 15.089  |
| Total Out:             | 115.506 |
| Left in Ponds:         | 41.826  |
| Left in Ponds:         | 22.660  |
| South Loop Estimate:   | 19.166  |



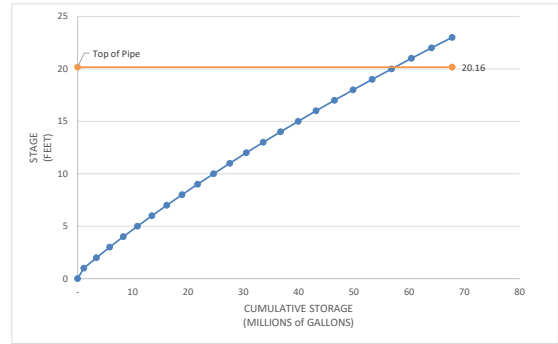
Manual Stage Entry

|             |               |            |
|-------------|---------------|------------|
| Date        | 9/6/2021      |            |
| Stage       | 5.45          | feet       |
| Vol. Stored | 1,806,024.02  | cubic feet |
|             | 12,013,894.80 | gallons    |

|                    |               |            |             |
|--------------------|---------------|------------|-------------|
| Max. Storage Elev. | 6177.16       | feet       | Top of Pipe |
| Vol. Remaining     | 7,451,074.70  | cubic feet |             |
|                    | 55,737,913.32 | gallons    |             |

POND 1 STAGE-STORAGE SUMMARY

| STAGE (FEET) | ELEVATION | INCREMENTAL STORAGE (CUBIC FEET) | CUMULATIVE STORAGE (CUBIC FEET) | CUMULATIVE STORAGE (GALLONS) | SURFACE AREA (SQARE FEET) |
|--------------|-----------|----------------------------------|---------------------------------|------------------------------|---------------------------|
| 0            | 6157'     | -                                | -                               | -                            | 36,686                    |
| 1            | 6158'     | 150,000                          | 150,000                         | 1,122,078                    | 297,010                   |
| 2            | 6159'     | 305,484                          | 455,484                         | 3,407,256                    | 296,858                   |
| 3            | 6160'     | 319,908                          | 775,392                         | 5,800,337                    | 314,109                   |
| 4            | 6161'     | 331,145                          | 1,106,537                       | 8,277,476                    | 325,707                   |
| 5            | 6162'     | 341,553                          | 1,448,091                       | 10,832,473                   | 336,583                   |
| 6            | 6163'     | 350,963                          | 1,799,053                       | 13,457,855                   | 346,524                   |
| 7            | 6164'     | 359,583                          | 2,158,637                       | 16,147,725                   | 355,401                   |
| 8            | 6165'     | 367,909                          | 2,526,546                       | 18,899,875                   | 363,765                   |
| 9            | 6166'     | 376,199                          | 2,902,745                       | 21,714,039                   | 380,345                   |
| 10           | 6167'     | 384,452                          | 3,287,197                       | 24,589,942                   | 388,559                   |
| 11           | 6168'     | 392,679                          | 3,679,876                       | 27,527,385                   | 396,799                   |
| 12           | 6169'     | 400,950                          | 4,080,826                       | 30,526,703                   | 405,102                   |
| 13           | 6170'     | 409,286                          | 4,490,112                       | 33,588,374                   | 413,470                   |
| 14           | 6171'     | 417,685                          | 4,907,798                       | 36,712,878                   | 421,901                   |
| 15           | 6172'     | 426,149                          | 5,333,947                       | 39,900,694                   | 430,397                   |
| 16           | 6173'     | 434,678                          | 5,768,625                       | 43,152,312                   | 438,959                   |
| 17           | 6174'     | 443,279                          | 6,211,904                       | 46,468,273                   | 447,600                   |
| 18           | 6175'     | 451,962                          | 6,663,866                       | 49,849,185                   | 456,325                   |
| 19           | 6176'     | 460,730                          | 7,124,596                       | 53,295,685                   | 465,135                   |
| 20           | 6177'     | 469,585                          | 7,594,181                       | 56,808,425                   | 474,035                   |
| 21           | 6178'     | 478,542                          | 8,072,723                       | 60,388,169                   | 483,050                   |
| 22           | 6179'     | 487,608                          | 8,560,331                       | 64,035,727                   | 492,165                   |
| 23           | 6180'     | 496,768                          | 9,057,099                       | 67,751,808                   | 501,370                   |



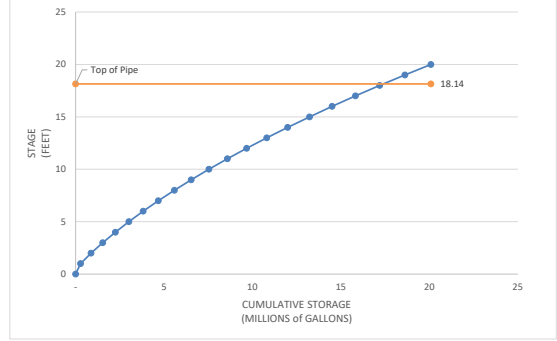
Manual Stage Entry

|             |               |            |
|-------------|---------------|------------|
| Date        | 9/6/2021      |            |
| Stage       | 19            | feet       |
| Vol. Stored | 2,488,308.43  | cubic feet |
|             | 18,613,840.98 | gallons    |

|                    |              |            |             |
|--------------------|--------------|------------|-------------|
| Max. Storage Elev. | 6187.14      | feet       | Top of Pipe |
| Vol. Remaining     | 197,180.23   | cubic feet |             |
|                    | 1,475,010.65 | gallons    |             |

POND 3 STAGE-STORAGE SUMMARY

| STAGE (FEET) | ELEVATION | INCREMENTAL STORAGE (CUBIC FEET) | CUMULATIVE STORAGE (CUBIC FEET) | CUMULATIVE STORAGE (GALLONS) | SURFACE AREA (SQ. FEET) |
|--------------|-----------|----------------------------------|---------------------------------|------------------------------|-------------------------|
| 0            | 6169'     | -                                | -                               | -                            | 4,891                   |
| 1            | 6170'     | 37,615                           | 37,615                          | 281,379                      | 73,806                  |
| 2            | 6171'     | 79,126                           | 116,741                         | 873,283                      | 84,446                  |
| 3            | 6172'     | 88,240                           | 204,981                         | 1,533,362                    | 92,033                  |
| 4            | 6173'     | 95,395                           | 300,376                         | 2,246,969                    | 98,758                  |
| 5            | 6174'     | 101,960                          | 402,336                         | 3,009,683                    | 105,163                 |
| 6            | 6175'     | 108,349                          | 510,685                         | 3,820,190                    | 111,535                 |
| 7            | 6176'     | 114,705                          | 625,390                         | 4,678,242                    | 117,874                 |
| 8            | 6177'     | 121,128                          | 746,518                         | 5,584,344                    | 124,382                 |
| 9            | 6178'     | 127,411                          | 873,929                         | 6,537,445                    | 130,440                 |
| 10           | 6179'     | 133,481                          | 1,007,410                       | 7,535,953                    | 136,522                 |
| 11           | 6180'     | 139,600                          | 1,147,010                       | 8,580,232                    | 142,678                 |
| 12           | 6181'     | 145,792                          | 1,292,802                       | 9,670,832                    | 148,906                 |
| 13           | 6182'     | 152,048                          | 1,444,850                       | 10,808,227                   | 155,189                 |
| 14           | 6183'     | 158,307                          | 1,603,157                       | 11,992,446                   | 161,425                 |
| 15           | 6184'     | 164,525                          | 1,767,682                       | 13,223,178                   | 167,625                 |
| 16           | 6185'     | 170,710                          | 1,938,392                       | 14,500,180                   | 173,796                 |
| 17           | 6186'     | 176,893                          | 2,115,285                       | 15,823,431                   | 179,990                 |
| 18           | 6187'     | 183,135                          | 2,298,419                       | 17,193,373                   | 186,280                 |
| 19           | 6188'     | 189,889                          | 2,488,308                       | 18,613,841                   | 193,498                 |
| 20           | 6189'     | 197,180                          | 2,685,489                       | 20,088,852                   | 200,862                 |



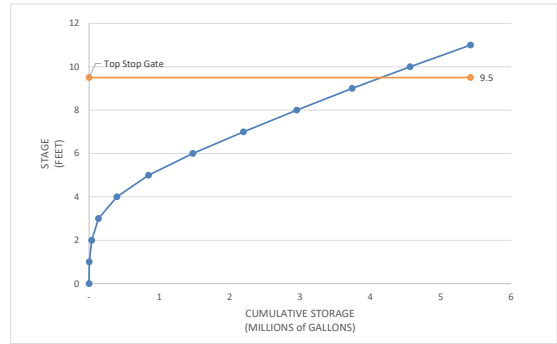
Manual Stage Entry

|             |              |            |
|-------------|--------------|------------|
| Stage       | 9.5          | feet       |
| Vol. Stored | 554,975.76   | cubic feet |
|             | 4,151,507.23 | gallons    |

|                    |              |            |               |
|--------------------|--------------|------------|---------------|
| Max. Storage Elev. | 6178.50      | feet       | Top Stop Gate |
| Vol. Remaining     | 169,708.65   | cubic feet |               |
|                    | 1,269,508.91 | gallons    |               |

POND 1 STAGE-STORAGE SUMMARY

| STAGE (FEET) | ELEVATION | INCREMENTAL STORAGE (CUBIC FEET) | CUMULATIVE STORAGE (CUBIC FEET) | CUMULATIVE STORAGE (GALLONS) | SURFACE AREA (SQ. FEET) |
|--------------|-----------|----------------------------------|---------------------------------|------------------------------|-------------------------|
| 0            | 6169'     | -                                | -                               | -                            | 66                      |
| 1            | 6170'     | 262                              | 262                             | 1,960                        | 1,375                   |
| 2            | 6171'     | 4,698                            | 4,960                           | 37,104                       | 9,019                   |
| 3            | 6172'     | 13,000                           | 17,960                          | 134,351                      | 23,986                  |
| 4            | 6173'     | 35,000                           | 52,960                          | 396,169                      | 48,138                  |
| 5            | 6174'     | 60,000                           | 112,960                         | 845,000                      | 77,202                  |
| 6            | 6175'     | 84,327                           | 197,287                         | 1,475,808                    | 92,985                  |
| 7            | 6176'     | 96,079                           | 293,366                         | 2,194,527                    | 99,172                  |
| 8            | 6177'     | 101,180                          | 394,545                         | 2,951,403                    | 103,187                 |
| 9            | 6178'     | 105,433                          | 499,978                         | 3,740,097                    | 107,679                 |
| 10           | 6179'     | 109,995                          | 609,973                         | 4,562,917                    | 112,311                 |
| 11           | 6180'     | 114,711                          | 724,684                         | 5,421,016                    | 117,111                 |



### Spanish Peaks Effluent Pond Volume Per Foot of Depth

Note: Based on Record drawings and Auto Cad water surface areas at elevations shown

| Pond Depth feet | Water Elevation feet | Volume Gallons    |
|-----------------|----------------------|-------------------|
| 25              | 7280                 | <b>13,627,356</b> |
| 24.9            | 7279.9               | 13,548,442        |
| 24.8            | 7279.8               | 13,469,528        |
| 24.7            | 7279.7               | 13,390,614        |
| 24.6            | 7279.6               | 13,311,700        |
| 24.5            | 7279.5               | 13,232,786        |
| 24.4            | 7279.4               | 13,153,872        |
| 24.3            | 7279.3               | 13,074,958        |
| 24.2            | 7279.2               | 12,996,044        |
| 24.1            | 7279.1               | 12,917,130        |
| 24              | 7279                 | <b>12,838,216</b> |
| 23.9            |                      | 12,761,544        |
| 23.8            |                      | 12,684,875        |
| 23.7            |                      | 12,608,206        |
| 23.6            |                      | 12,531,537        |
| 23.5            |                      | 12,454,868        |
| 23.4            |                      | 12,378,199        |
| 23.3            |                      | 12,301,530        |
| 23.2            |                      | 12,224,861        |
| 23.1            |                      | 12,148,192        |
| 23              | 7278                 | <b>12,071,523</b> |
| 22.9            |                      | 11,997,013        |
| 22.8            |                      | 11,922,598        |
| 22.7            |                      | 11,848,183        |
| 22.6            |                      | 11,773,768        |
| 22.5            |                      | 11,699,353        |
| 22.4            |                      | 11,624,938        |
| 22.3            |                      | 11,550,523        |
| 22.2            |                      | 11,476,108        |
| 22.1            |                      | 11,401,693        |
| 22              | 7277                 | <b>11,327,278</b> |
| 21.9            |                      | 11,255,039        |
| 21.8            |                      | 11,182,800        |
| 21.7            |                      | 11,110,561        |
| 21.6            |                      | 11,038,322        |
| 21.5            |                      | 10,966,084        |
| 21.4            |                      | 10,893,845        |
| 21.3            |                      | 10,821,606        |
| 21.2            |                      | 10,749,367        |
| 21.1            |                      | 10,677,128        |
| 21              | 7276                 | <b>10,604,890</b> |
| 20.9            |                      | 10,534,842        |
| 20.8            |                      | 10,464,789        |
| 20.7            |                      | 10,394,736        |
| 20.6            |                      | 10,324,683        |
| 20.5            |                      | 10,254,630        |

|      |      |                  |
|------|------|------------------|
| 20.4 |      | 10,184,577       |
| 20.3 |      | 10,114,524       |
| 20.2 |      | 10,044,471       |
| 20.1 |      | 9,974,418        |
| 20   | 7275 | <b>9,904,365</b> |
| 19.9 |      | 9,836,439        |
| 19.8 |      | 9,768,514        |
| 19.7 |      | 9,700,589        |
| 19.6 |      | 9,632,664        |
| 19.5 |      | 9,564,739        |
| 19.4 |      | 9,496,814        |
| 19.3 |      | 9,428,889        |
| 19.2 |      | 9,360,964        |
| 19.1 |      | 9,293,039        |
| 19   | 7274 | <b>9,225,114</b> |
| 18.9 |      | 9,159,318        |
| 18.8 |      | 9,093,520        |
| 18.7 |      | 9,027,722        |
| 18.6 |      | 8,961,924        |
| 18.5 |      | 8,896,126        |
| 18.4 |      | 8,830,328        |
| 18.3 |      | 8,764,530        |
| 18.2 |      | 8,698,732        |
| 18.1 |      | 8,632,934        |
| 18   | 7273 | <b>8,567,136</b> |
| 17.9 |      | 8,503,410        |
| 17.8 |      | 8,439,680        |
| 17.7 |      | 8,375,950        |
| 17.6 |      | 8,312,220        |
| 17.5 |      | 8,248,490        |
| 17.4 |      | 8,184,760        |
| 17.3 |      | 8,121,030        |
| 17.2 |      | 8,057,300        |
| 17.1 |      | 7,993,570        |
| 17   | 7272 | 7,929,840        |
| 16.9 |      | 7,868,182        |
| 16.8 |      | 7,806,521        |
| 16.7 |      | 7,744,860        |
| 16.6 |      | 7,683,199        |
| 16.5 |      | 7,621,538        |
| 16.4 |      | 7,559,877        |
| 16.3 |      | 7,498,216        |
| 16.2 |      | 7,436,555        |
| 16.1 |      | 7,374,894        |
| 16   | 7271 | 7,313,233        |
| 15   | 7270 | 6,716,726        |
| 14   | 7269 | 6,140,325        |
| 13.9 |      | 6,084,632        |
| 13.8 |      | 6,028,943        |
| 13.7 |      | 5,973,254        |
| 13.6 |      | 5,917,565        |
| 13.5 |      | 5,861,876        |
| 13.4 |      | 5,806,187        |

|      |        |                  |
|------|--------|------------------|
| 13.3 |        | 5,750,498        |
| 13.2 |        | 5,694,809        |
| 13.1 |        | 5,639,120        |
| 13   | 7268   | 5,583,431        |
| 12   | 7267   | 5,046,045        |
| 11.9 |        | 4,994,198        |
| 11.8 |        | 4,942,352        |
| 11.7 |        | 4,890,506        |
| 11.6 |        | 4,838,660        |
| 11.5 |        | 4,786,814        |
| 11.4 |        | 4,734,968        |
| 11.3 |        | 4,683,122        |
| 11.2 |        | 4,631,276        |
| 11.1 |        | 4,579,430        |
| 11   | 7266   | 4,527,584        |
| 10   | 7265   | 4,028,047        |
| 9    | 7264   | 3,546,844        |
| 8    | 7263   | 3,083,974        |
| 7    | 7262   | 2,638,854        |
| 6    | 7261   | 2,211,484        |
| 5    | 7260   | 1,801,274        |
| 4    | 7259   | <b>1,408,222</b> |
| 3.9  | 7258.9 | 1,370,578        |
| 3.8  | 7258.8 | 1,332,930        |
| 3.7  | 7258.7 | 1,295,282        |
| 3.6  | 7258.6 | 1,257,634        |
| 3.5  | 7258.5 | 1,219,986        |
| 3.4  | 7258.4 | 1,182,338        |
| 3.3  | 7258.3 | 1,144,690        |
| 3.2  | 7258.2 | 1,107,042        |
| 3.1  | 7258.1 | 1,069,394        |
| 3    | 7258.0 | <b>1,031,746</b> |
| 2.9  | 7257.9 | 995,756          |
| 2.8  | 7257.8 | 959,766          |
| 2.7  | 7257.7 | 923,776          |
| 2.6  | 7257.6 | 887,786          |
| 2.5  | 7257.5 | 851,796          |
| 2.4  | 7257.4 | 815,806          |
| 2.3  | 7257.3 | 779,816          |
| 2.2  | 7257.2 | 743,826          |
| 2.1  | 7257.1 | 707,836          |
| 2    | 7257   | <b>671,846</b>   |
| 1.9  | 7256.9 | 633,633          |
| 1.8  | 7256.8 | 595,420          |
| 1.7  | 7256.7 | 557,207          |
| 1.6  | 7256.6 | 518,994          |
| 1.5  | 7256.5 | 480,781          |
| 1.4  | 7256.4 | 442,568          |
| 1.3  | 7256.3 | 404,355          |
| 1.2  | 7256.2 | 366,142          |
| 1.1  | 7256.1 | 327,929          |
| 1    | 7256.0 | <b>327,931</b>   |
| 0.9  | 7255.9 | 295,137          |

|     |        |         |
|-----|--------|---------|
| 0.8 | 7255.8 | 262,344 |
| 0.7 | 7255.7 | 229,551 |
| 0.6 | 7255.6 | 196,758 |
| 0.5 | 7255.5 | 163,965 |
| 0.4 | 7255.4 | 131,172 |
| 0.3 | 7255.3 | 98,379  |
| 0.2 | 7255.2 | 65,586  |
| 0.1 | 7255.1 | 32,793  |
| 0   | 7255.0 | 0       |
|     |        |         |
|     |        |         |

**BSWSD Sewage Storage PondS #1 & 3**

Stage vs. Storage Table

Bottom Pond #1 Elevation =

Bottom Pond #3 Elevation =

6154.0

6166.0

July 31, 2014

Prepared by:

Jeremy Olson, P.E.



Gaston Engineering  
& Surveying, P.C.

[I:\BSWSD Lagoon Storage 10-31-19.xlsx](#)

| POND 1          |                    |                        |
|-----------------|--------------------|------------------------|
| Water Elevation | Water Depth (feet) | Pond Storage (gallons) |
| 6.154.0         | 0.0                | 0                      |
| 6.154.1         | 0.1                | 230,530                |
| 6.154.2         | 0.2                | 461,649                |
| 6.154.3         | 0.3                | 693,356                |
| 6.154.4         | 0.4                | 925,654                |
| 6.154.5         | 0.5                | 1,158,541              |
| 6.154.6         | 0.6                | 1,392,018              |
| 6.154.7         | 0.7                | 1,626,087              |
| 6.154.8         | 0.8                | 1,860,748              |
| 6.154.9         | 0.9                | 2,096,000              |
| 6.155.0         | 1.0                | 2,331,845              |
| 6.155.1         | 1.1                | 2,568,284              |
| 6.155.2         | 1.2                | 2,805,315              |
| 6.155.3         | 1.3                | 3,042,942              |
| 6.155.4         | 1.4                | 3,281,162              |
| 6.155.5         | 1.5                | 3,519,978              |
| 6.155.6         | 1.6                | 3,759,390              |
| 6.155.7         | 1.7                | 3,999,398              |
| 6.155.8         | 1.8                | 4,240,002              |
| 6.155.9         | 1.9                | 4,481,204              |
| 6.156.0         | 2.0                | 4,723,004              |
| 6.156.1         | 2.1                | 4,965,402              |
| 6.156.2         | 2.2                | 5,208,398              |
| 6.156.3         | 2.3                | 5,451,994              |
| 6.156.4         | 2.4                | 5,696,190              |
| 6.156.5         | 2.5                | 5,940,986              |
| 6.156.6         | 2.6                | 6,186,383              |
| 6.156.7         | 2.7                | 6,432,382              |
| 6.156.8         | 2.8                | 6,678,982              |
| 6.156.9         | 2.9                | 6,926,184              |
| 6.157.0         | 3.0                | 7,173,990              |
| 6.157.1         | 3.1                | 7,422,399              |
| 6.157.2         | 3.2                | 7,671,412              |
| 6.157.3         | 3.3                | 7,921,029              |
| 6.157.4         | 3.4                | 8,171,251              |
| 6.157.5         | 3.5                | 8,422,079              |
| 6.157.6         | 3.6                | 8,673,513              |
| 6.157.7         | 3.7                | 8,925,553              |
| 6.157.8         | 3.8                | 9,178,201              |
| 6.157.9         | 3.9                | 9,431,456              |
| 6.158.0         | 4.0                | 9,685,319              |
| 6.158.1         | 4.1                | 9,939,790              |
| 6.158.2         | 4.2                | 10,194,871             |
| 6.158.3         | 4.3                | 10,450,561             |
| 6.158.4         | 4.4                | 10,706,861             |
| 6.158.5         | 4.5                | 10,963,772             |
| 6.158.6         | 4.6                | 11,221,294             |
| 6.158.7         | 4.7                | 11,479,428             |
| 6.158.8         | 4.8                | 11,738,174             |
| 6.158.9         | 4.9                | 11,997,533             |
| 6.159.0         | 5.0                | 12,257,505             |
| 6.159.1         | 5.1                | 12,518,090             |
| 6.159.2         | 5.2                | 12,779,290             |
| 6.159.3         | 5.3                | 13,041,104             |
| 6.159.4         | 5.4                | 13,303,534             |
| 6.159.5         | 5.5                | 13,566,580             |
| 6.159.6         | 5.6                | 13,830,242             |
| 6.159.7         | 5.7                | 14,094,520             |
| 6.159.8         | 5.8                | 14,359,416             |
| 6.159.9         | 5.9                | 14,624,930             |
| 6.160.0         | 6.0                | 14,891,062             |
| 6.160.1         | 6.1                | 15,157,813             |
| 6.160.2         | 6.2                | 15,425,184             |
| 6.160.3         | 6.3                | 15,693,174             |
| 6.160.4         | 6.4                | 15,961,785             |
| 6.160.5         | 6.5                | 16,231,016             |
| 6.160.6         | 6.6                | 16,500,869             |
| 6.160.7         | 6.7                | 16,771,344             |
| 6.160.8         | 6.8                | 17,042,442             |
| 6.160.9         | 6.9                | 17,314,162             |
| 6.161.0         | 7.0                | 17,586,506             |
| 6.161.1         | 7.1                | 17,859,474             |
| 6.161.2         | 7.2                | 18,133,067             |
| 6.161.3         | 7.3                | 18,407,285             |
| 6.161.4         | 7.4                | 18,682,128             |
| 6.161.5         | 7.5                | 18,957,597             |
| 6.161.6         | 7.6                | 19,233,693             |
| 6.161.7         | 7.7                | 19,510,416             |
| 6.161.8         | 7.8                | 19,787,766             |
| 6.161.9         | 7.9                | 20,065,745             |
| 6.162.0         | 8.0                | 20,344,352             |
| 6.162.1         | 8.1                | 20,623,588             |
| 6.162.2         | 8.2                | 20,903,454             |
| 6.162.3         | 8.3                | 21,183,951             |
| 6.162.4         | 8.4                | 21,465,078             |
| 6.162.5         | 8.5                | 21,746,836             |
| 6.162.6         | 8.6                | 22,029,226             |
| 6.162.7         | 8.7                | 22,312,248             |

| POND 3          |                    |                        |
|-----------------|--------------------|------------------------|
| Water Elevation | Water Depth (feet) | Pond Storage (gallons) |
| 6.166.0         | 0.0                | 0                      |
| 6.166.1         | 0.1                | 64,564                 |
| 6.166.2         | 0.2                | 129,507                |
| 6.166.3         | 0.3                | 194,831                |
| 6.166.4         | 0.4                | 260,536                |
| 6.166.5         | 0.5                | 326,622                |
| 6.166.6         | 0.6                | 393,090                |
| 6.166.7         | 0.7                | 459,941                |
| 6.166.8         | 0.8                | 527,175                |
| 6.166.9         | 0.9                | 594,792                |
| 6.167.0         | 1.0                | 662,794                |
| 6.167.1         | 1.1                | 731,181                |
| 6.167.2         | 1.2                | 799,953                |
| 6.167.3         | 1.3                | 869,112                |
| 6.167.4         | 1.4                | 938,656                |
| 6.167.5         | 1.5                | 1,008,588              |
| 6.167.6         | 1.6                | 1,078,908              |
| 6.167.7         | 1.7                | 1,149,616              |
| 6.167.8         | 1.8                | 1,220,712              |
| 6.167.9         | 1.9                | 1,292,198              |
| 6.168.0         | 2.0                | 1,364,074              |
| 6.168.1         | 2.1                | 1,436,340              |
| 6.168.2         | 2.2                | 1,508,997              |
| 6.168.3         | 2.3                | 1,582,046              |
| 6.168.4         | 2.4                | 1,655,487              |
| 6.168.5         | 2.5                | 1,729,321              |
| 6.168.6         | 2.6                | 1,803,548              |
| 6.168.7         | 2.7                | 1,878,169              |
| 6.168.8         | 2.8                | 1,953,184              |
| 6.168.9         | 2.9                | 2,028,594              |
| 6.169.0         | 3.0                | 2,104,400              |
| 6.169.1         | 3.1                | 2,180,602              |
| 6.169.2         | 3.2                | 2,257,201              |
| 6.169.3         | 3.3                | 2,334,196              |
| 6.169.4         | 3.4                | 2,411,590              |
| 6.169.5         | 3.5                | 2,489,382              |
| 6.169.6         | 3.6                | 2,567,573              |
| 6.169.7         | 3.7                | 2,646,163              |
| 6.169.8         | 3.8                | 2,725,153              |
| 6.169.9         | 3.9                | 2,804,544              |
| 6.170.0         | 4.0                | 2,884,337              |
| 6.170.1         | 4.1                | 2,964,530              |
| 6.170.2         | 4.2                | 3,045,127              |
| 6.170.3         | 4.3                | 3,126,125              |
| 6.170.4         | 4.4                | 3,207,528              |
| 6.170.5         | 4.5                | 3,289,334              |
| 6.170.6         | 4.6                | 3,371,545              |
| 6.170.7         | 4.7                | 3,454,161              |
| 6.170.8         | 4.8                | 3,537,183              |
| 6.170.9         | 4.9                | 3,620,611              |
| 6.171.0         | 5.0                | 3,704,445              |
| 6.171.1         | 5.1                | 3,788,687              |
| 6.171.2         | 5.2                | 3,873,337              |
| 6.171.3         | 5.3                | 3,958,395              |
| 6.171.4         | 5.4                | 4,043,863              |
| 6.171.5         | 5.5                | 4,129,740              |
| 6.171.6         | 5.6                | 4,216,027              |
| 6.171.7         | 5.7                | 4,302,725              |
| 6.171.8         | 5.8                | 4,389,834              |
| 6.171.9         | 5.9                | 4,477,355              |
| 6.172.0         | 6.0                | 4,565,288              |
| 6.172.1         | 6.1                | 4,653,635              |
| 6.172.2         | 6.2                | 4,742,395              |
| 6.172.3         | 6.3                | 4,831,569              |
| 6.172.4         | 6.4                | 4,921,158              |
| 6.172.5         | 6.5                | 5,011,161              |
| 6.172.6         | 6.6                | 5,101,581              |
| 6.172.7         | 6.7                | 5,192,417              |
| 6.172.8         | 6.8                | 5,283,670              |
| 6.172.9         | 6.9                | 5,375,341              |
| 6.173.0         | 7.0                | 5,467,429              |
| 6.173.1         | 7.1                | 5,559,936              |
| 6.173.2         | 7.2                | 5,652,862              |
| 6.173.3         | 7.3                | 5,746,208              |
| 6.173.4         | 7.4                | 5,839,974              |
| 6.173.5         | 7.5                | 5,934,161              |
| 6.173.6         | 7.6                | 6,028,770              |
| 6.173.7         | 7.7                | 6,123,800              |
| 6.173.8         | 7.8                | 6,219,253              |
| 6.173.9         | 7.9                | 6,315,129              |
| 6.174.0         | 8.0                | 6,411,429              |
| 6.174.1         | 8.1                | 6,508,153              |
| 6.174.2         | 8.2                | 6,605,302              |
| 6.174.3         | 8.3                | 6,702,876              |
| 6.174.4         | 8.4                | 6,800,876              |
| 6.174.5         | 8.5                | 6,899,302              |
| 6.174.6         | 8.6                | 6,998,156              |
| 6.174.7         | 8.7                | 7,097,437              |



|         |      |            |
|---------|------|------------|
| 6.162.8 | 8.8  | 22,595,903 |
| 6.162.9 | 8.9  | 22,880,191 |
| 6.163.0 | 9.0  | 23,165,113 |
| 6.163.1 | 9.1  | 23,450,670 |
| 6.163.2 | 9.2  | 23,736,861 |
| 6.163.3 | 9.3  | 24,023,687 |
| 6.163.4 | 9.4  | 24,311,150 |
| 6.163.5 | 9.5  | 24,599,248 |
| 6.163.6 | 9.6  | 24,887,984 |
| 6.163.7 | 9.7  | 25,177,357 |
| 6.163.8 | 9.8  | 25,467,368 |
| 6.163.9 | 9.9  | 25,758,017 |
| 6.164.0 | 10.0 | 26,049,305 |
| 6.164.1 | 10.1 | 26,341,233 |
| 6.164.2 | 10.2 | 26,633,801 |
| 6.164.3 | 10.3 | 26,927,009 |
| 6.164.4 | 10.4 | 27,220,858 |
| 6.164.5 | 10.5 | 27,515,349 |
| 6.164.6 | 10.6 | 27,810,481 |
| 6.164.7 | 10.7 | 28,106,257 |
| 6.164.8 | 10.8 | 28,402,675 |
| 6.164.9 | 10.9 | 28,699,737 |
| 6.165.0 | 11.0 | 28,997,443 |
| 6.165.1 | 11.1 | 29,295,793 |
| 6.165.2 | 11.2 | 29,594,789 |
| 6.165.3 | 11.3 | 29,894,430 |
| 6.165.4 | 11.4 | 30,194,718 |
| 6.165.5 | 11.5 | 30,495,652 |
| 6.165.6 | 11.6 | 30,797,233 |
| 6.165.7 | 11.7 | 31,099,462 |
| 6.165.8 | 11.8 | 31,402,339 |
| 6.165.9 | 11.9 | 31,705,865 |
| 6.166.0 | 12.0 | 32,010,040 |
| 6.166.1 | 12.1 | 32,314,865 |
| 6.166.2 | 12.2 | 32,620,340 |
| 6.166.3 | 12.3 | 32,926,466 |
| 6.166.4 | 12.4 | 33,233,243 |
| 6.166.5 | 12.5 | 33,540,672 |
| 6.166.6 | 12.6 | 33,848,753 |
| 6.166.7 | 12.7 | 34,157,487 |
| 6.166.8 | 12.8 | 34,466,875 |
| 6.166.9 | 12.9 | 34,776,916 |
| 6.167.0 | 13.0 | 35,087,612 |
| 6.167.1 | 13.1 | 35,398,963 |
| 6.167.2 | 13.2 | 35,710,969 |
| 6.167.3 | 13.3 | 36,023,631 |
| 6.167.4 | 13.4 | 36,336,949 |
| 6.167.5 | 13.5 | 36,650,924 |
| 6.167.6 | 13.6 | 36,965,557 |
| 6.167.7 | 13.7 | 37,280,848 |
| 6.167.8 | 13.8 | 37,596,797 |
| 6.167.9 | 13.9 | 37,913,405 |
| 6.168.0 | 14.0 | 38,230,673 |
| 6.168.1 | 14.1 | 38,548,601 |
| 6.168.2 | 14.2 | 38,867,190 |
| 6.168.3 | 14.3 | 39,186,439 |
| 6.168.4 | 14.4 | 39,506,350 |
| 6.168.5 | 14.5 | 39,826,923 |
| 6.168.6 | 14.6 | 40,148,159 |
| 6.168.7 | 14.7 | 40,470,058 |
| 6.168.8 | 14.8 | 40,792,621 |
| 6.168.9 | 14.9 | 41,115,847 |
| 6.169.0 | 15.0 | 41,439,739 |
| 6.169.1 | 15.1 | 41,764,295 |
| 6.169.2 | 15.2 | 42,089,518 |
| 6.169.3 | 15.3 | 42,415,406 |
| 6.169.4 | 15.4 | 42,741,961 |
| 6.169.5 | 15.5 | 43,069,184 |
| 6.169.6 | 15.6 | 43,397,074 |
| 6.169.7 | 15.7 | 43,725,633 |
| 6.169.8 | 15.8 | 44,054,860 |
| 6.169.9 | 15.9 | 44,384,756 |
| 6.170.0 | 16.0 | 44,715,323 |
| 6.170.1 | 16.1 | 45,046,560 |
| 6.170.2 | 16.2 | 45,378,467 |
| 6.170.3 | 16.3 | 45,711,046 |
| 6.170.4 | 16.4 | 46,044,297 |
| 6.170.5 | 16.5 | 46,378,220 |
| 6.170.6 | 16.6 | 46,712,816 |
| 6.170.7 | 16.7 | 47,048,086 |
| 6.170.8 | 16.8 | 47,384,030 |
| 6.170.9 | 16.9 | 47,720,648 |
| 6.171.0 | 17.0 | 48,057,940 |
| 6.171.1 | 17.1 | 48,395,909 |
| 6.171.2 | 17.2 | 48,734,553 |
| 6.171.3 | 17.3 | 49,073,874 |
| 6.171.4 | 17.4 | 49,413,872 |
| 6.171.5 | 17.5 | 49,754,548 |
| 6.171.6 | 17.6 | 50,095,901 |
| 6.171.7 | 17.7 | 50,437,933 |
| 6.171.8 | 17.8 | 50,780,644 |
| 6.171.9 | 17.9 | 51,124,035 |
| 6.172.0 | 18.0 | 51,468,106 |
| 6.172.1 | 18.1 | 51,812,858 |
| 6.172.2 | 18.2 | 52,158,290 |
| 6.172.3 | 18.3 | 52,504,405 |
| 6.172.4 | 18.4 | 52,851,201 |
| 6.172.5 | 18.5 | 53,198,680 |

|         |      |            |
|---------|------|------------|
| 6.174.8 | 8.8  | 7,197,146  |
| 6.174.9 | 8.9  | 7,297,284  |
| 6.175.0 | 9.0  | 7,397,851  |
| 6.175.1 | 9.1  | 7,498,848  |
| 6.175.2 | 9.2  | 7,600,276  |
| 6.175.3 | 9.3  | 7,702,134  |
| 6.175.4 | 9.4  | 7,804,424  |
| 6.175.5 | 9.5  | 7,907,146  |
| 6.175.6 | 9.6  | 8,010,301  |
| 6.175.7 | 9.7  | 8,113,889  |
| 6.175.8 | 9.8  | 8,217,911  |
| 6.175.9 | 9.9  | 8,322,367  |
| 6.176.0 | 10.0 | 8,427,258  |
| 6.176.1 | 10.1 | 8,532,585  |
| 6.176.2 | 10.2 | 8,638,347  |
| 6.176.3 | 10.3 | 8,744,546  |
| 6.176.4 | 10.4 | 8,851,182  |
| 6.176.5 | 10.5 | 8,958,256  |
| 6.176.6 | 10.6 | 9,065,769  |
| 6.176.7 | 10.7 | 9,173,720  |
| 6.176.8 | 10.8 | 9,282,110  |
| 6.176.9 | 10.9 | 9,390,941  |
| 6.177.0 | 11.0 | 9,500,212  |
| 6.177.1 | 11.1 | 9,609,924  |
| 6.177.2 | 11.2 | 9,720,078  |
| 6.177.3 | 11.3 | 9,830,674  |
| 6.177.4 | 11.4 | 9,941,712  |
| 6.177.5 | 11.5 | 10,053,195 |
| 6.177.6 | 11.6 | 10,165,121 |
| 6.177.7 | 11.7 | 10,277,491 |
| 6.177.8 | 11.8 | 10,390,307 |
| 6.177.9 | 11.9 | 10,503,568 |
| 6.178.0 | 12.0 | 10,617,275 |
| 6.178.1 | 12.1 | 10,731,429 |
| 6.178.2 | 12.2 | 10,846,030 |
| 6.178.3 | 12.3 | 10,961,079 |
| 6.178.4 | 12.4 | 11,076,577 |
| 6.178.5 | 12.5 | 11,192,523 |
| 6.178.6 | 12.6 | 11,308,919 |
| 6.178.7 | 12.7 | 11,425,766 |
| 6.178.8 | 12.8 | 11,543,062 |
| 6.178.9 | 12.9 | 11,660,810 |
| 6.179.0 | 13.0 | 11,779,010 |
| 6.179.1 | 13.1 | 11,897,662 |
| 6.179.2 | 13.2 | 12,016,767 |
| 6.179.3 | 13.3 | 12,136,326 |
| 6.179.4 | 13.4 | 12,256,338 |
| 6.179.5 | 13.5 | 12,376,805 |
| 6.179.6 | 13.6 | 12,497,728 |
| 6.179.7 | 13.7 | 12,619,106 |
| 6.179.8 | 13.8 | 12,740,940 |
| 6.179.9 | 13.9 | 12,863,231 |
| 6.180.0 | 14.0 | 12,985,980 |
| 6.180.1 | 14.1 | 13,109,186 |
| 6.180.2 | 14.2 | 13,232,851 |
| 6.180.3 | 14.3 | 13,356,975 |
| 6.180.4 | 14.4 | 13,481,559 |
| 6.180.5 | 14.5 | 13,606,603 |
| 6.180.6 | 14.6 | 13,732,108 |
| 6.180.7 | 14.7 | 13,858,074 |
| 6.180.8 | 14.8 | 13,984,502 |
| 6.180.9 | 14.9 | 14,111,392 |
| 6.181.0 | 15.0 | 14,238,746 |
| 6.181.1 | 15.1 | 14,366,563 |
| 6.181.2 | 15.2 | 14,494,844 |
| 6.181.3 | 15.3 | 14,623,590 |
| 6.181.4 | 15.4 | 14,752,802 |
| 6.181.5 | 15.5 | 14,882,479 |
| 6.181.6 | 15.6 | 15,012,622 |
| 6.181.7 | 15.7 | 15,143,233 |
| 6.181.8 | 15.8 | 15,274,311 |
| 6.181.9 | 15.9 | 15,405,857 |
| 6.182.0 | 16.0 | 15,537,872 |
| 6.182.1 | 16.1 | 15,670,356 |
| 6.182.2 | 16.2 | 15,803,309 |
| 6.182.3 | 16.3 | 15,936,734 |
| 6.182.4 | 16.4 | 16,070,629 |
| 6.182.5 | 16.5 | 16,204,995 |
| 6.182.6 | 16.6 | 16,339,834 |
| 6.182.7 | 16.7 | 16,475,145 |
| 6.182.8 | 16.8 | 16,610,929 |
| 6.182.9 | 16.9 | 16,747,187 |
| 6.183.0 | 17.0 | 16,883,919 |
| 6.183.1 | 17.1 | 17,021,126 |
| 6.183.2 | 17.2 | 17,158,809 |
| 6.183.3 | 17.3 | 17,296,967 |
| 6.183.4 | 17.4 | 17,435,602 |
| 6.183.5 | 17.5 | 17,574,714 |
| 6.183.6 | 17.6 | 17,714,304 |
| 6.183.7 | 17.7 | 17,854,372 |
| 6.183.8 | 17.8 | 17,994,919 |
| 6.183.9 | 17.9 | 18,135,945 |
| 6.184.0 | 18.0 | 18,277,451 |
| 6.184.1 | 18.1 | 18,419,437 |
| 6.184.2 | 18.2 | 18,561,905 |
| 6.184.3 | 18.3 | 18,704,854 |
| 6.184.4 | 18.4 | 18,848,285 |
| 6.184.5 | 18.5 | 18,992,199 |

|         |      |            |
|---------|------|------------|
| 6,172.6 | 18.6 | 53,546,843 |
| 6,172.7 | 18.7 | 53,895,689 |
| 6,172.8 | 18.8 | 54,245,219 |
| 6,172.9 | 18.9 | 54,595,434 |
| 6,173.0 | 19.0 | 54,946,335 |
| 6,173.1 | 19.1 | 55,297,921 |
| 6,173.2 | 19.2 | 55,650,193 |
| 6,173.3 | 19.3 | 56,003,152 |
| 6,173.4 | 19.4 | 56,356,799 |
| 6,173.5 | 19.5 | 56,711,133 |
| 6,173.6 | 19.6 | 57,066,156 |
| 6,173.7 | 19.7 | 57,421,868 |
| 6,173.8 | 19.8 | 57,778,269 |
| 6,173.9 | 19.9 | 58,135,359 |
| 6,174.0 | 20.0 | 58,493,141 |
| 6,174.1 | 20.1 | 58,851,613 |
| 6,174.2 | 20.2 | 59,210,777 |
| 6,174.3 | 20.3 | 59,570,632 |
| 6,174.4 | 20.4 | 59,931,180 |
| 6,174.5 | 20.5 | 60,292,432 |

|         |      |            |
|---------|------|------------|
| 6,184.6 | 18.6 | 19,136,596 |
| 6,184.7 | 18.7 | 19,281,477 |
| 6,184.8 | 18.8 | 19,426,843 |
| 6,184.9 | 18.9 | 19,572,693 |
| 6,185.0 | 19.0 | 19,719,194 |

**Project Notes:**

Pond volume vs. water depth was determined by utilizing as-built drawings dated 10/10/97 from C&H Engineering, provided to us by the BSWSD.

| Row Labels  | Sum of DayTotal (MG) | Average of Day |
|-------------|----------------------|----------------|
| <b>2011</b> | <b>206.14</b>        | <b>1.28</b>    |
| Apr         |                      |                |
| May         | 22.24                | 0.97           |
| Jun         | 24.11                | 0.80           |
| Jul         | 51.91                | 1.67           |
| Aug         | 43.57                | 1.41           |
| Sep         | 51.07                | 1.70           |
| Oct         | 13.25                | 0.83           |
| <b>2012</b> | <b>135.23</b>        | <b>0.77</b>    |
| Apr         | 1.93                 | 0.24           |
| May         | 9.19                 | 0.30           |
| Jun         | 20.75                | 0.69           |
| Jul         | 30.39                | 0.98           |
| Aug         | 41.57                | 1.34           |
| Sep         | 26.67                | 0.89           |
| Oct         | 4.74                 | 0.34           |
| <b>2013</b> | <b>143.69</b>        | <b>0.89</b>    |
| May         | 6.85                 | 0.24           |
| Jun         | 16.59                | 0.55           |
| Jul         | 34.10                | 1.10           |
| Aug         | 31.08                | 1.00           |
| Sep         | 45.95                | 1.53           |
| Oct         | 9.13                 | 0.83           |
| <b>2014</b> | <b>175.58</b>        | <b>1.08</b>    |
| May         | 24.40                | 0.90           |
| Jun         | 20.97                | 0.70           |
| Jul         | 43.13                | 1.39           |
| Aug         | 28.21                | 0.91           |
| Sep         | 48.44                | 1.61           |
| Oct         | 10.44                | 0.75           |
| <b>2015</b> | <b>141.13</b>        | <b>0.80</b>    |
| Apr         | 0.61                 | 0.06           |
| May         | 5.56                 | 0.18           |
| Jun         | 38.56                | 1.29           |
| Jul         | 24.04                | 0.78           |
| Aug         | 43.50                | 1.40           |
| Sep         | 26.21                | 0.90           |
| Oct         | 2.65                 | 0.19           |
| <b>2016</b> | <b>125.24</b>        | <b>0.72</b>    |
| Apr         | 0.05                 | 0.01           |
| May         | 9.10                 | 0.29           |
| Jun         | 34.55                | 1.15           |
| Jul         | 28.76                | 0.90           |
| Aug         | 31.30                | 1.01           |
| Sep         | 18.03                | 0.60           |
| Oct         | 3.46                 | 0.27           |
| <b>2017</b> | <b>0.07</b>          | <b>0.00</b>    |
| Apr         | 0.00                 | 0.00           |
| May         | 0.01                 | 0.00           |

|                    |               |             |
|--------------------|---------------|-------------|
| Jun                | 0.01          | 0.00        |
| Jul                | 0.02          | 0.00        |
| Aug                | 0.02          | 0.00        |
| Sep                | 0.01          | 0.00        |
| Oct                | 0.00          | 0.00        |
| <b>(blank)</b>     |               |             |
| (blank)            |               |             |
| <b>Grand Total</b> | <b>927.08</b> | <b>0.78</b> |

























.....

.....

.....

.....

.....

.....

.....

.....

.....

.....

.....

.....

.....

.....

.....

.....

.....

.....

.....

.....

.....

.....

.....

.....

.....

.....

.....

.....

.....

.....

.....

.....

.....

.....

.....

.....

.....

.....

.....

.....

.....

.....

.....

.....

.....

.....

.....

.....

.....











1  
2  
3  
4  
5  
6  
7  
8  
9  
10  
11  
12  
13  
14  
15  
16  
17  
18  
19  
20  
21  
22  
23  
24  
25  
26  
27  
28  
29  
30  
31  
32  
33  
34  
35  
36  
37  
38  
39  
40  
41  
42  
43  
44  
45  
46  
47  
48  
49  
50  
51  
52  
53  
54  
55  
56  
57  
58  
59  
60  
61  
62  
63  
64  
65  
66  
67  
68  
69  
70  
71  
72  
73  
74  
75  
76  
77  
78  
79  
80  
81  
82  
83  
84  
85  
86  
87  
88  
89  
90  
91  
92  
93  
94  
95  
96  
97  
98  
99  
100  
101  
102  
103  
104  
105  
106  
107  
108  
109  
110  
111  
112  
113  
114  
115  
116  
117  
118  
119  
120  
121  
122  
123  
124  
125  
126  
127  
128  
129  
130  
131  
132  
133  
134  
135  
136  
137  
138  
139  
140  
141  
142  
143  
144  
145  
146  
147  
148  
149  
150  
151  
152  
153  
154  
155  
156  
157  
158  
159  
160  
161  
162  
163  
164  
165  
166  
167  
168  
169  
170  
171  
172  
173  
174  
175  
176  
177  
178  
179  
180  
181  
182  
183  
184  
185  
186  
187  
188  
189  
190  
191  
192  
193  
194  
195  
196  
197  
198  
199  
200  
201  
202  
203  
204  
205  
206  
207  
208  
209  
210  
211  
212  
213  
214  
215  
216  
217  
218  
219  
220  
221  
222  
223  
224  
225  
226  
227  
228  
229  
230  
231  
232  
233  
234  
235  
236  
237  
238  
239  
240  
241  
242  
243  
244  
245  
246  
247  
248  
249  
250  
251  
252  
253  
254  
255  
256  
257  
258  
259  
260  
261  
262  
263  
264  
265  
266  
267  
268  
269  
270  
271  
272  
273  
274  
275  
276  
277  
278  
279  
280  
281  
282  
283  
284  
285  
286  
287  
288  
289  
290  
291  
292  
293  
294  
295  
296  
297  
298  
299  
300  
301  
302  
303  
304  
305  
306  
307  
308  
309  
310  
311  
312  
313  
314  
315  
316  
317  
318  
319  
320  
321  
322  
323  
324  
325  
326  
327  
328  
329  
330  
331  
332  
333  
334  
335  
336  
337  
338  
339  
340  
341  
342  
343  
344  
345  
346  
347  
348  
349  
350  
351  
352  
353  
354  
355  
356  
357  
358  
359  
360  
361  
362  
363  
364  
365  
366  
367  
368  
369  
370  
371  
372  
373  
374  
375  
376  
377  
378  
379  
380  
381  
382  
383  
384  
385  
386  
387  
388  
389  
390  
391  
392  
393  
394  
395  
396  
397  
398  
399  
400  
401  
402  
403  
404  
405  
406  
407  
408  
409  
410  
411  
412  
413  
414  
415  
416  
417  
418  
419  
420  
421  
422  
423  
424  
425  
426  
427  
428  
429  
430  
431  
432  
433  
434  
435  
436  
437  
438  
439  
440  
441  
442  
443  
444  
445  
446  
447  
448  
449  
450  
451  
452  
453  
454  
455  
456  
457  
458  
459  
460  
461  
462  
463  
464  
465  
466  
467  
468  
469  
470  
471  
472  
473  
474  
475  
476  
477  
478  
479  
480  
481  
482  
483  
484  
485  
486  
487  
488  
489  
490  
491  
492  
493  
494  
495  
496  
497  
498  
499  
500  
501  
502  
503  
504  
505  
506  
507  
508  
509  
510  
511  
512  
513  
514  
515  
516  
517  
518  
519  
520  
521  
522  
523  
524  
525  
526  
527  
528  
529  
530  
531  
532  
533  
534  
535  
536  
537  
538  
539  
540  
541  
542  
543  
544  
545  
546  
547  
548  
549  
550  
551  
552  
553  
554  
555  
556  
557  
558  
559  
560  
561  
562  
563  
564  
565  
566  
567  
568  
569  
570  
571  
572  
573  
574  
575  
576  
577  
578  
579  
580  
581  
582  
583  
584  
585  
586  
587  
588  
589  
590  
591  
592  
593  
594  
595  
596  
597  
598  
599  
600  
601  
602  
603  
604  
605  
606  
607  
608  
609  
610  
611  
612  
613  
614  
615  
616  
617  
618  
619  
620  
621  
622  
623  
624  
625  
626  
627  
628  
629  
630  
631  
632  
633  
634  
635  
636  
637  
638  
639  
640  
641  
642  
643  
644  
645  
646  
647  
648  
649  
650  
651  
652  
653  
654  
655  
656  
657  
658  
659  
660  
661  
662  
663  
664  
665  
666  
667  
668  
669  
670  
671  
672  
673  
674  
675  
676  
677  
678  
679  
680  
681  
682  
683  
684  
685  
686  
687  
688  
689  
690  
691  
692  
693  
694  
695  
696  
697  
698  
699  
700  
701  
702  
703  
704  
705  
706  
707  
708  
709  
710  
711  
712  
713  
714  
715  
716  
717  
718  
719  
720  
721  
722  
723  
724  
725  
726  
727  
728  
729  
730  
731  
732  
733  
734  
735  
736  
737  
738  
739  
740  
741  
742  
743  
744  
745  
746  
747  
748  
749  
750  
751  
752  
753  
754  
755  
756  
757  
758  
759  
760  
761  
762  
763  
764  
765  
766  
767  
768  
769  
770  
771  
772  
773  
774  
775  
776  
777  
778  
779  
780  
781  
782  
783  
784  
785  
786  
787  
788  
789  
790  
791  
792  
793  
794  
795  
796  
797  
798  
799  
800  
801  
802  
803  
804  
805  
806  
807  
808  
809  
810  
811  
812  
813  
814  
815  
816  
817  
818  
819  
820  
821  
822  
823  
824  
825  
826  
827  
828  
829  
830  
831  
832  
833  
834  
835  
836  
837  
838  
839  
840  
841  
842  
843  
844  
845  
846  
847  
848  
849  
850  
851  
852  
853  
854  
855  
856  
857  
858  
859  
860  
861  
862  
863  
864  
865  
866  
867  
868  
869  
870  
871  
872  
873  
874  
875  
876  
877  
878  
879  
880  
881  
882  
883  
884  
885  
886  
887  
888  
889  
890  
891  
892  
893  
894  
895  
896  
897  
898  
899  
900  
901  
902  
903  
904  
905  
906  
907  
908  
909  
910  
911  
912  
913  
914  
915  
916  
917  
918  
919  
920  
921  
922  
923  
924  
925  
926  
927  
928  
929  
930  
931  
932  
933  
934  
935  
936  
937  
938  
939  
940  
941  
942  
943  
944  
945  
946  
947  
948  
949  
950  
951  
952  
953  
954  
955  
956  
957  
958  
959  
960  
961  
962  
963  
964  
965  
966  
967  
968  
969  
970  
971  
972  
973  
974  
975  
976  
977  
978  
979  
980  
981  
982  
983  
984  
985  
986  
987  
988  
989  
990  
991  
992  
993  
994  
995  
996  
997  
998  
999  
1000



## STORAGE POND 1 COMPARISONS

Month2 Aug

| Max of Depth2<br>Row Labels | Column Labels |      |       |       |       |       | Pond Volume |      |            |            |            |            |
|-----------------------------|---------------|------|-------|-------|-------|-------|-------------|------|------------|------------|------------|------------|
|                             | 2014          | 2015 | 2016  | 2017  | 2018  |       | 2019        | 2014 | 2015       | 2016       | 2017       | 2018       |
| 1                           | 11.45         |      |       |       | 12.24 |       | 30,194,718  |      |            |            |            |            |
| 2                           |               |      | 10.28 | 14.73 | 11.97 | 15.70 |             |      | 26,633,801 | 40,470,058 | 31,705,865 | 43,725,633 |
| 3                           |               |      |       |       | 11.72 |       |             |      |            |            | 31,099,462 |            |
| 4                           |               |      |       |       | 11.67 |       |             |      |            |            | 30,797,233 |            |
| 5                           |               |      |       |       | 11.73 |       |             |      |            |            | 31,099,462 |            |
| 6                           |               |      |       |       | 11.66 | 14.72 |             |      |            |            | 30,797,233 | 40,470,058 |
| 7                           |               |      |       |       | 11.63 |       |             |      |            |            | 30,797,233 |            |
| 8                           |               |      |       |       | 11.30 |       |             |      |            |            | 29,594,789 |            |
| 9                           |               |      |       | 14.10 | 11.07 |       |             |      | 38,230,673 |            | 28,997,443 |            |
| 10                          |               |      |       |       | 10.90 |       |             |      |            |            | 28,699,737 |            |
| 11                          |               |      |       |       | 10.58 |       |             |      |            |            | 27,515,349 |            |
| 12                          |               |      | 9.00  |       | 10.31 |       |             |      | 23,165,113 |            | 26,927,009 |            |
| 13                          |               |      |       |       | 9.94  | 14.00 |             |      |            |            | 25,758,017 | 38,230,673 |
| 14                          |               |      |       |       | 9.59  | 13.75 |             |      |            |            | 24,599,248 | 37,280,848 |
| 15                          |               |      |       |       | 9.27  | 13.41 |             |      |            |            | 23,736,861 | 36,336,949 |
| 16                          |               |      |       |       | 8.98  | 12.90 |             |      |            |            | 22,880,191 | 34,776,916 |
| 17                          |               |      |       |       | 8.67  |       |             |      |            |            | 22,029,226 |            |
| 18                          | 10.65         |      |       | 12.65 | 8.34  |       | 27,810,481  |      |            | 33,848,753 | 21,183,951 |            |
| 19                          |               |      |       |       | 8.11  | 11.93 |             |      |            |            | 20,623,588 | 31,705,865 |
| 20                          |               |      |       |       | 7.95  | 11.70 |             |      |            |            | 20,065,745 | 31,099,462 |
| 21                          |               |      |       |       | 7.83  |       |             |      |            |            | 19,787,766 |            |
| 22                          |               |      |       |       | 7.77  |       |             |      |            |            | 19,510,416 |            |
| 23                          |               |      |       |       | 7.84  | 10.96 |             |      |            |            | 19,787,766 | 28,699,737 |
| 24                          |               |      |       |       | 7.82  |       |             |      |            |            | 19,787,766 |            |
| 25                          |               |      |       |       | 7.70  |       |             |      |            |            | 19,510,416 |            |
| 26                          | 10.50         |      |       |       | 7.75  |       | 27,515,349  |      |            |            | 19,510,416 |            |
| 27                          |               |      |       |       | 7.72  |       |             |      |            |            | 19,510,416 |            |
| 28                          |               |      |       |       | 7.49  |       |             |      |            |            | 18,682,128 |            |
| 29                          |               |      |       |       | 7.32  |       |             |      |            |            | 18,407,285 |            |
| 30                          |               |      |       |       | 7.40  |       |             |      |            |            | 18,682,128 |            |
| 31                          |               |      |       |       | 7.09  |       |             |      |            |            | 17,586,506 |            |

WASTEWATER TREATMENT PLANT FLOW

Table with columns: Year, Jan, Feb, Mar, Apr, May, Jun, Jul, Aug, Sep, Oct, Nov, Dec, Grand Total, and a final column with a unit 'MGD'. Rows list years from 1984 to 2019.

WASTEWATER TREATMENT PLANT FLOW MAX DAILY FLOW EACH MONTH

Table with columns: Year, Jan, Feb, Mar, Apr, May, Jun, Jul, Aug, Sep, Oct, Nov, Dec, Grand Total. Rows list years from 1984 to 2019.

WASTEWATER TREATMENT PLANT FLOW AVERAGE DAILY FLOW EACH MONTH

Table with columns: Year, Jan, Feb, Mar, Apr, May, Jun, Jul, Aug, Sep, Oct, Nov, Dec, Grand Total. Rows list years from 1984 to 2019.

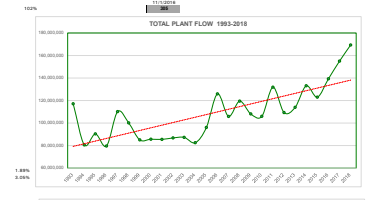
Flow List - Sum of WASTEWATER FLOWING

Table with columns: Year, Jan, Feb, Mar, Apr, May, Jun, Jul, Aug, Sep, Oct, Nov, Dec, Grand Total. Rows list years from 1984 to 2019.

Total Plant Flow

Table with columns: Year, Jan, Feb, Mar, Apr, May, Jun, Jul, Aug, Sep, Oct, Nov, Dec, Grand Total, and a final column with a unit 'MGD'. Rows list years from 1984 to 2019.

1-1998



2004-2019

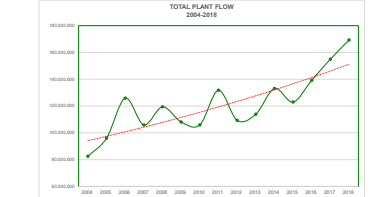



Table with columns: Year, Jan, Feb, Mar, Apr, May, Jun, Jul, Aug, Sep, Oct, Nov, Dec, Grand Total, and a final column with a unit 'MGD'. Rows list years from 1984 to 2019.

2004-2019



2004-2019



2004-2019



2004-2019











| Station | Flow (m³/s) | Temperature (°C) | pH   | Dissolved Oxygen (mg/L) | BOD (mg/L) | SS (mg/L) | TSS (mg/L) | Ammonia (mg/L) | Nitrate (mg/L) | Phosphate (mg/L) | Chlorophyll a (µg/L) | Chlorophyll b (µg/L) | Chlorophyll c (µg/L) | Chlorophyll total (µg/L) |
|---------|-------------|------------------|------|-------------------------|------------|-----------|------------|----------------|----------------|------------------|----------------------|----------------------|----------------------|--------------------------|
| 1       | 1.2         | 18.5             | 7.8  | 8.2                     | 1.5        | 15        | 18         | 0.5            | 1.2            | 0.1              | 10                   | 5                    | 15                   | 30                       |
| 2       | 1.5         | 19.2             | 8.1  | 8.5                     | 1.8        | 18        | 22         | 0.6            | 1.5            | 0.1              | 12                   | 6                    | 18                   | 36                       |
| 3       | 1.8         | 19.8             | 8.3  | 8.8                     | 2.1        | 20        | 25         | 0.7            | 1.8            | 0.1              | 14                   | 7                    | 20                   | 41                       |
| 4       | 2.1         | 20.5             | 8.5  | 9.1                     | 2.4        | 22        | 28         | 0.8            | 2.1            | 0.1              | 16                   | 8                    | 22                   | 46                       |
| 5       | 2.4         | 21.2             | 8.7  | 9.4                     | 2.7        | 24        | 31         | 0.9            | 2.4            | 0.1              | 18                   | 9                    | 24                   | 51                       |
| 6       | 2.7         | 21.8             | 8.9  | 9.7                     | 3.0        | 26        | 34         | 1.0            | 2.7            | 0.1              | 20                   | 10                   | 26                   | 56                       |
| 7       | 3.0         | 22.5             | 9.1  | 10.0                    | 3.3        | 28        | 37         | 1.1            | 3.0            | 0.1              | 22                   | 11                   | 28                   | 61                       |
| 8       | 3.3         | 23.2             | 9.3  | 10.3                    | 3.6        | 30        | 40         | 1.2            | 3.3            | 0.1              | 24                   | 12                   | 30                   | 66                       |
| 9       | 3.6         | 23.8             | 9.5  | 10.6                    | 3.9        | 32        | 43         | 1.3            | 3.6            | 0.1              | 26                   | 13                   | 32                   | 71                       |
| 10      | 3.9         | 24.5             | 9.7  | 10.9                    | 4.2        | 34        | 46         | 1.4            | 3.9            | 0.1              | 28                   | 14                   | 34                   | 76                       |
| 11      | 4.2         | 25.2             | 9.9  | 11.2                    | 4.5        | 36        | 49         | 1.5            | 4.2            | 0.1              | 30                   | 15                   | 36                   | 81                       |
| 12      | 4.5         | 25.8             | 10.1 | 11.5                    | 4.8        | 38        | 52         | 1.6            | 4.5            | 0.1              | 32                   | 16                   | 38                   | 86                       |
| 13      | 4.8         | 26.5             | 10.3 | 11.8                    | 5.1        | 40        | 55         | 1.7            | 4.8            | 0.1              | 34                   | 17                   | 40                   | 91                       |
| 14      | 5.1         | 27.2             | 10.5 | 12.1                    | 5.4        | 42        | 58         | 1.8            | 5.1            | 0.1              | 36                   | 18                   | 42                   | 96                       |
| 15      | 5.4         | 27.8             | 10.7 | 12.4                    | 5.7        | 44        | 61         | 1.9            | 5.4            | 0.1              | 38                   | 19                   | 44                   | 101                      |
| 16      | 5.7         | 28.5             | 10.9 | 12.7                    | 6.0        | 46        | 64         | 2.0            | 5.7            | 0.1              | 40                   | 20                   | 46                   | 106                      |
| 17      | 6.0         | 29.2             | 11.1 | 13.0                    | 6.3        | 48        | 67         | 2.1            | 6.0            | 0.1              | 42                   | 21                   | 48                   | 111                      |
| 18      | 6.3         | 29.8             | 11.3 | 13.3                    | 6.6        | 50        | 70         | 2.2            | 6.3            | 0.1              | 44                   | 22                   | 50                   | 116                      |
| 19      | 6.6         | 30.5             | 11.5 | 13.6                    | 6.9        | 52        | 73         | 2.3            | 6.6            | 0.1              | 46                   | 23                   | 52                   | 121                      |
| 20      | 6.9         | 31.2             | 11.7 | 13.9                    | 7.2        | 54        | 76         | 2.4            | 6.9            | 0.1              | 48                   | 24                   | 54                   | 126                      |
| 21      | 7.2         | 31.8             | 11.9 | 14.2                    | 7.5        | 56        | 79         | 2.5            | 7.2            | 0.1              | 50                   | 25                   | 56                   | 131                      |
| 22      | 7.5         | 32.5             | 12.1 | 14.5                    | 7.8        | 58        | 82         | 2.6            | 7.5            | 0.1              | 52                   | 26                   | 58                   | 136                      |
| 23      | 7.8         | 33.2             | 12.3 | 14.8                    | 8.1        | 60        | 85         | 2.7            | 7.8            | 0.1              | 54                   | 27                   | 60                   | 141                      |
| 24      | 8.1         | 33.8             | 12.5 | 15.1                    | 8.4        | 62        | 88         | 2.8            | 8.1            | 0.1              | 56                   | 28                   | 62                   | 146                      |
| 25      | 8.4         | 34.5             | 12.7 | 15.4                    | 8.7        | 64        | 91         | 2.9            | 8.4            | 0.1              | 58                   | 29                   | 64                   | 151                      |
| 26      | 8.7         | 35.2             | 12.9 | 15.7                    | 9.0        | 66        | 94         | 3.0            | 8.7            | 0.1              | 60                   | 30                   | 66                   | 156                      |
| 27      | 9.0         | 35.8             | 13.1 | 16.0                    | 9.3        | 68        | 97         | 3.1            | 9.0            | 0.1              | 62                   | 31                   | 68                   | 161                      |
| 28      | 9.3         | 36.5             | 13.3 | 16.3                    | 9.6        | 70        | 100        | 3.2            | 9.3            | 0.1              | 64                   | 32                   | 70                   | 166                      |
| 29      | 9.6         | 37.2             | 13.5 | 16.6                    | 9.9        | 72        | 103        | 3.3            | 9.6            | 0.1              | 66                   | 33                   | 72                   | 171                      |
| 30      | 9.9         | 37.8             | 13.7 | 16.9                    | 10.2       | 74        | 106        | 3.4            | 9.9            | 0.1              | 68                   | 34                   | 74                   | 176                      |
| 31      | 10.2        | 38.5             | 13.9 | 17.2                    | 10.5       | 76        | 109        | 3.5            | 10.2           | 0.1              | 70                   | 35                   | 76                   | 181                      |
| 32      | 10.5        | 39.2             | 14.1 | 17.5                    | 10.8       | 78        | 112        | 3.6            | 10.5           | 0.1              | 72                   | 36                   | 78                   | 186                      |
| 33      | 10.8        | 39.8             | 14.3 | 17.8                    | 11.1       | 80        | 115        | 3.7            | 10.8           | 0.1              | 74                   | 37                   | 80                   | 191                      |
| 34      | 11.1        | 40.5             | 14.5 | 18.1                    | 11.4       | 82        | 118        | 3.8            | 11.1           | 0.1              | 76                   | 38                   | 82                   | 196                      |
| 35      | 11.4        | 41.2             | 14.7 | 18.4                    | 11.7       | 84        | 121        | 3.9            | 11.4           | 0.1              | 78                   | 39                   | 84                   | 201                      |
| 36      | 11.7        | 41.8             | 14.9 | 18.7                    | 12.0       | 86        | 124        | 4.0            | 11.7           | 0.1              | 80                   | 40                   | 86                   | 206                      |
| 37      | 12.0        | 42.5             | 15.1 | 19.0                    | 12.3       | 88        | 127        | 4.1            | 12.0           | 0.1              | 82                   | 41                   | 88                   | 211                      |
| 38      | 12.3        | 43.2             | 15.3 | 19.3                    | 12.6       | 90        | 130        | 4.2            | 12.3           | 0.1              | 84                   | 42                   | 90                   | 216                      |
| 39      | 12.6        | 43.8             | 15.5 | 19.6                    | 12.9       | 92        | 133        | 4.3            | 12.6           | 0.1              | 86                   | 43                   | 92                   | 221                      |
| 40      | 12.9        | 44.5             | 15.7 | 19.9                    | 13.2       | 94        | 136        | 4.4            | 12.9           | 0.1              | 88                   | 44                   | 94                   | 226                      |
| 41      | 13.2        | 45.2             | 15.9 | 20.2                    | 13.5       | 96        | 139        | 4.5            | 13.2           | 0.1              | 90                   | 45                   | 96                   | 231                      |
| 42      | 13.5        | 45.8             | 16.1 | 20.5                    | 13.8       | 98        | 142        | 4.6            | 13.5           | 0.1              | 92                   | 46                   | 98                   | 236                      |
| 43      | 13.8        | 46.5             | 16.3 | 20.8                    | 14.1       | 100       | 145        | 4.7            | 13.8           | 0.1              | 94                   | 47                   | 100                  | 241                      |
| 44      | 14.1        | 47.2             | 16.5 | 21.1                    | 14.4       | 102       | 148        | 4.8            | 14.1           | 0.1              | 96                   | 48                   | 102                  | 246                      |
| 45      | 14.4        | 47.8             | 16.7 | 21.4                    | 14.7       | 104       | 151        | 4.9            | 14.4           | 0.1              | 98                   | 49                   | 104                  | 251                      |
| 46      | 14.7        | 48.5             | 16.9 | 21.7                    | 15.0       | 106       | 154        | 5.0            | 14.7           | 0.1              | 100                  | 50                   | 106                  | 256                      |
| 47      | 15.0        | 49.2             | 17.1 | 22.0                    | 15.3       | 108       | 157        | 5.1            | 15.0           | 0.1              | 102                  | 51                   | 108                  | 261                      |
| 48      | 15.3        | 49.8             | 17.3 | 22.3                    | 15.6       | 110       | 160        | 5.2            | 15.3           | 0.1              | 104                  | 52                   | 110                  | 266                      |
| 49      | 15.6        | 50.5             | 17.5 | 22.6                    | 15.9       | 112       | 163        | 5.3            | 15.6           | 0.1              | 106                  | 53                   | 112                  | 271                      |
| 50      | 15.9        | 51.2             | 17.7 | 22.9                    | 16.2       | 114       | 166        | 5.4            | 15.9           | 0.1              | 108                  | 54                   | 114                  | 276                      |
| 51      | 16.2        | 51.8             | 17.9 | 23.2                    | 16.5       | 116       | 169        | 5.5            | 16.2           | 0.1              | 110                  | 55                   | 116                  | 281                      |
| 52      | 16.5        | 52.5             | 18.1 | 23.5                    | 16.8       | 118       | 172        | 5.6            | 16.5           | 0.1              | 112                  | 56                   | 118                  | 286                      |
| 53      | 16.8        | 53.2             | 18.3 | 23.8                    | 17.1       | 120       | 175        | 5.7            | 16.8           | 0.1              | 114                  | 57                   | 120                  | 291                      |
| 54      | 17.1        | 53.8             | 18.5 | 24.1                    | 17.4       | 122       | 178        | 5.8            | 17.1           | 0.1              | 116                  | 58                   | 122                  | 296                      |
| 55      | 17.4        | 54.5             | 18.7 | 24.4                    | 17.7       | 124       | 181        | 5.9            | 17.4           | 0.1              | 118                  | 59                   | 124                  | 301                      |
| 56      | 17.7        | 55.2             | 18.9 | 24.7                    | 18.0       | 126       | 184        | 6.0            | 17.7           | 0.1              | 120                  | 60                   | 126                  | 306                      |
| 57      | 18.0        | 55.8             | 19.1 | 25.0                    | 18.3       | 128       | 187        | 6.1            | 18.0           | 0.1              | 122                  | 61                   | 128                  | 311                      |
| 58      | 18.3        | 56.5             | 19.3 | 25.3                    | 18.6       | 130       | 190        | 6.2            | 18.3           | 0.1              | 124                  | 62                   | 130                  | 316                      |
| 59      | 18.6        | 57.2             | 19.5 | 25.6                    | 18.9       | 132       | 193        | 6.3            | 18.6           | 0.1              | 126                  | 63                   | 132                  | 321                      |
| 60      | 18.9        | 57.8             | 19.7 | 25.9                    | 19.2       | 134       | 196        | 6.4            | 18.9           | 0.1              | 128                  | 64                   | 134                  | 326                      |
| 61      | 19.2        | 58.5             | 19.9 | 26.2                    | 19.5       | 136       | 199        | 6.5            | 19.2           | 0.1              | 130                  | 65                   | 136                  | 331                      |
| 62      | 19.5        | 59.2             | 20.1 | 26.5                    | 19.8       | 138       | 202        | 6.6            | 19.5           | 0.1              | 132                  | 66                   | 138                  | 336                      |
| 63      | 19.8        | 59.8             | 20.3 | 26.8                    | 20.1       | 140       | 205        | 6.7            | 19.8           | 0.1              | 134                  | 67                   | 140                  | 341                      |
| 64      | 20.1        | 60.5             | 20.5 | 27.1                    | 20.4       | 142       | 208        | 6.8            | 20.1           | 0.1              | 136                  | 68                   | 142                  | 346                      |
| 65      | 20.4        | 61.2             | 20.7 | 27.4                    | 20.7       | 144       | 211        | 6.9            | 20.4           | 0.1              | 138                  | 69                   | 144                  | 351                      |
| 66      | 20.7        | 61.8             | 20.9 | 27.7                    | 21.0       | 146       | 214        | 7.0            | 20.7           | 0.1              | 140                  | 70                   | 146                  | 356                      |
| 67      | 21.0        | 62.5             | 21.1 | 28.0                    | 21.3       | 148       | 217        | 7.1            | 21.0           | 0.1              | 142                  | 71                   | 148                  | 361                      |
| 68      | 21.3        | 63.2             | 21.3 | 28.3                    | 21.6       | 150       | 220        | 7.2            | 21.3           | 0.1              | 144                  | 72                   | 150                  | 366                      |
| 69      | 21.6        | 63.8             | 21.5 | 28.6                    | 21.9       | 152       | 223        | 7.3            | 21.6           | 0.1              | 146                  | 73                   | 152                  | 371                      |
| 70      | 21.9        | 64.5             | 21.7 | 28.9                    | 22.2       | 154       | 226        | 7.4            | 21.9           | 0.1              | 148                  | 74                   | 154                  | 376                      |
| 71      | 22.2        | 65.2             | 21.9 | 29.2                    | 22.5       | 156       | 229        | 7.5            | 22.2           | 0.1              | 150                  | 75                   | 156                  | 381                      |
| 72      | 22.5        | 65.8             | 22.1 | 29.5                    | 22.8       | 158       | 232        | 7.6            | 22.5           | 0.1              | 152                  | 76                   | 158                  | 386                      |
| 73      | 22.8        | 66.5             | 22.3 | 29.8                    | 23.1       | 160       | 235        | 7.7            | 22.8           | 0.1              | 154                  | 77                   | 160                  | 391                      |
| 74      | 23.1        | 67.2             | 22.5 | 30.1                    | 23.4       | 162       | 238        | 7.8            | 23.1           | 0.1              | 156                  | 78                   | 162                  | 396                      |
| 75      | 23.4        | 67.8             | 22.7 | 30.4                    | 23.7       | 164       | 241        | 7.9            | 23.4           | 0.1              | 158                  | 79                   | 164                  | 401                      |
| 76      | 23.7        | 68.5             | 22.9 | 30.7                    | 24.0       | 166       | 244        | 8.0            | 23.7           | 0.1              | 160                  | 80                   | 166                  | 406                      |
| 77      | 24.0        | 69.2             | 23.1 | 31.0                    | 24.3       | 168       | 247        | 8.1            | 24.0           | 0.1              | 162                  | 81                   | 168                  | 411                      |
| 78      | 24.3        | 69.8             | 23.3 | 31.3                    | 24.6       | 170       | 250        | 8.2            | 24.3           | 0.1              | 164                  | 82                   | 170                  | 416                      |
| 79      | 24.6        | 70.5             | 23.5 | 31.6                    | 24.9       | 172       | 253        | 8.3            | 24.6           | 0.1              | 166                  | 83                   | 172                  | 421                      |
| 80      | 24.9        | 71.2             | 23.7 | 31.9                    | 25.2       | 174       | 256        | 8.4            | 24.9           | 0.1              | 168                  | 84                   | 174                  | 426                      |
| 81      | 25.2        | 71.8             | 23.9 | 32.2                    | 25.5       | 176       | 259        | 8.5            | 25.2           | 0.1              | 170                  | 85                   | 176                  | 431                      |
| 82      | 25.5        | 72.5             | 24.1 | 32.5                    | 25.8       | 178       | 262        | 8.6            | 25.5           | 0.1              | 172                  | 86                   | 178                  | 436                      |
| 83      | 25.8        | 73.2             | 24.3 | 32.8                    | 26.1       | 180       | 265        | 8.7            | 25.8           | 0.1              | 174                  | 87                   | 180                  | 441                      |
| 84      | 26.1        | 73.8             | 24.5 | 33.1                    | 26.4       | 182       | 268        | 8.8            | 26.1           | 0.1              | 176                  | 88                   | 182                  | 446                      |
| 85      | 26.4        | 74.5             | 24.7 | 33.4                    | 26.7       | 184       | 271        | 8.9            | 26.4           | 0.1              | 178                  | 89                   | 184                  | 451                      |
| 86      | 26.7        | 75.2             | 24.9 | 33.7                    | 27.0       | 186       | 274        | 9.0            | 26.7           | 0.1              | 180                  | 90                   | 186                  | 456                      |
| 87      | 27.0        | 75.8             | 25.1 | 34.0                    | 27.3       | 188       | 277        | 9.1            | 27.0           | 0.1              | 182                  | 91                   | 188                  | 461                      |
| 88      | 27.3        | 76.5             | 25.3 | 34.3                    | 27.6       | 190       | 280        | 9.2            | 27.3           | 0.1              | 184                  | 92                   | 190                  | 466                      |
| 89      | 27.6        | 77.2             | 25.5 | 34.6                    | 27.9       | 192       | 283        | 9.3            | 27.6           | 0.1              | 186                  | 93                   | 192                  | 471                      |
| 90      | 27.9        | 77.8             | 25.7 | 34.9                    | 28.2       | 194       | 286        | 9.4            | 27.9           | 0.1              | 188                  | 94                   | 194                  | 476                      |
| 91      | 28.2        | 78.5             | 25.9 | 35.2                    | 28.5       | 196       | 289        | 9.5            | 28.2           | 0.1              | 190                  | 95                   | 196                  | 481                      |
| 92      | 28.5        | 79.2             | 26.1 | 35.5                    | 28.8       | 198       | 292        | 9.6            | 28.5           | 0.1              | 192                  | 96                   | 198                  | 486                      |
| 93      | 28.8        | 79.8             | 26.3 | 35.8                    | 29.1       | 200       | 295        | 9.7            | 28.8           | 0.1              | 194                  | 97                   | 200                  | 491                      |
| 94      | 29.1        | 80.5             | 26.5 | 36.1                    | 29.4       | 202       | 298        | 9.8            | 29.1           | 0.1              | 196                  | 98                   | 202                  | 496                      |
| 95      | 29.4        | 81.2             | 26.7 | 36.4                    | 29.7       | 204       | 301        | 9.9            | 29.4           | 0.1              | 198                  | 99                   | 204                  | 501                      |
| 96      | 29.7        | 81.8             | 26.9 | 36.7                    | 30.0       | 206       | 304        | 10.0           | 29.7           | 0.1              | 200                  | 100                  | 206                  | 506                      |
| 97      | 30.0        | 82.5             | 27.1 | 37.0                    | 30.3       | 208       | 3          |                |                |                  |                      |                      |                      |                          |

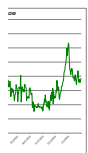
.....

.....

.....

.....





















| Time  | Value 1 | Value 2 | Value 3 |
|-------|---------|---------|---------|
| 00:00 | 10      | 5       | 15      |
| 00:05 | 12      | 6       | 18      |
| 00:10 | 15      | 8       | 22      |
| 00:15 | 18      | 10      | 25      |
| 00:20 | 20      | 12      | 28      |
| 00:25 | 22      | 14      | 30      |
| 00:30 | 25      | 16      | 32      |
| 00:35 | 28      | 18      | 35      |
| 00:40 | 30      | 20      | 38      |
| 00:45 | 32      | 22      | 40      |
| 00:50 | 35      | 25      | 42      |
| 00:55 | 38      | 28      | 45      |
| 01:00 | 40      | 30      | 48      |
| 01:05 | 42      | 32      | 50      |
| 01:10 | 45      | 35      | 52      |
| 01:15 | 48      | 38      | 55      |
| 01:20 | 50      | 40      | 58      |
| 01:25 | 52      | 42      | 60      |
| 01:30 | 55      | 45      | 62      |
| 01:35 | 58      | 48      | 65      |
| 01:40 | 60      | 50      | 68      |
| 01:45 | 62      | 52      | 70      |
| 01:50 | 65      | 55      | 72      |
| 01:55 | 68      | 58      | 75      |
| 02:00 | 70      | 60      | 78      |
| 02:05 | 72      | 62      | 80      |
| 02:10 | 75      | 65      | 82      |
| 02:15 | 78      | 68      | 85      |
| 02:20 | 80      | 70      | 88      |
| 02:25 | 82      | 72      | 90      |
| 02:30 | 85      | 75      | 92      |
| 02:35 | 88      | 78      | 95      |
| 02:40 | 90      | 80      | 98      |
| 02:45 | 92      | 82      | 100     |
| 02:50 | 95      | 85      | 102     |
| 02:55 | 98      | 88      | 105     |
| 03:00 | 100     | 90      | 108     |
| 03:05 | 102     | 92      | 110     |
| 03:10 | 105     | 95      | 112     |
| 03:15 | 108     | 98      | 115     |
| 03:20 | 110     | 100     | 118     |
| 03:25 | 112     | 102     | 120     |
| 03:30 | 115     | 105     | 122     |
| 03:35 | 118     | 108     | 125     |
| 03:40 | 120     | 110     | 128     |
| 03:45 | 122     | 112     | 130     |
| 03:50 | 125     | 115     | 132     |
| 03:55 | 128     | 118     | 135     |
| 04:00 | 130     | 120     | 138     |
| 04:05 | 132     | 122     | 140     |
| 04:10 | 135     | 125     | 142     |
| 04:15 | 138     | 128     | 145     |
| 04:20 | 140     | 130     | 148     |
| 04:25 | 142     | 132     | 150     |
| 04:30 | 145     | 135     | 152     |
| 04:35 | 148     | 138     | 155     |
| 04:40 | 150     | 140     | 158     |
| 04:45 | 152     | 142     | 160     |
| 04:50 | 155     | 145     | 162     |
| 04:55 | 158     | 148     | 165     |
| 05:00 | 160     | 150     | 168     |
| 05:05 | 162     | 152     | 170     |
| 05:10 | 165     | 155     | 172     |
| 05:15 | 168     | 158     | 175     |
| 05:20 | 170     | 160     | 178     |
| 05:25 | 172     | 162     | 180     |
| 05:30 | 175     | 165     | 182     |
| 05:35 | 178     | 168     | 185     |
| 05:40 | 180     | 170     | 188     |
| 05:45 | 182     | 172     | 190     |
| 05:50 | 185     | 175     | 192     |
| 05:55 | 188     | 178     | 195     |
| 06:00 | 190     | 180     | 198     |
| 06:05 | 192     | 182     | 200     |
| 06:10 | 195     | 185     | 202     |
| 06:15 | 198     | 188     | 205     |
| 06:20 | 200     | 190     | 208     |
| 06:25 | 202     | 192     | 210     |
| 06:30 | 205     | 195     | 212     |
| 06:35 | 208     | 198     | 215     |
| 06:40 | 210     | 200     | 218     |
| 06:45 | 212     | 202     | 220     |
| 06:50 | 215     | 205     | 222     |
| 06:55 | 218     | 208     | 225     |
| 07:00 | 220     | 210     | 228     |
| 07:05 | 222     | 212     | 230     |
| 07:10 | 225     | 215     | 232     |
| 07:15 | 228     | 218     | 235     |
| 07:20 | 230     | 220     | 238     |
| 07:25 | 232     | 222     | 240     |
| 07:30 | 235     | 225     | 242     |
| 07:35 | 238     | 228     | 245     |
| 07:40 | 240     | 230     | 248     |
| 07:45 | 242     | 232     | 250     |
| 07:50 | 245     | 235     | 252     |
| 07:55 | 248     | 238     | 255     |
| 08:00 | 250     | 240     | 258     |
| 08:05 | 252     | 242     | 260     |
| 08:10 | 255     | 245     | 262     |
| 08:15 | 258     | 248     | 265     |
| 08:20 | 260     | 250     | 268     |
| 08:25 | 262     | 252     | 270     |
| 08:30 | 265     | 255     | 272     |
| 08:35 | 268     | 258     | 275     |
| 08:40 | 270     | 260     | 278     |
| 08:45 | 272     | 262     | 280     |
| 08:50 | 275     | 265     | 282     |
| 08:55 | 278     | 268     | 285     |
| 09:00 | 280     | 270     | 288     |
| 09:05 | 282     | 272     | 290     |
| 09:10 | 285     | 275     | 292     |
| 09:15 | 288     | 278     | 295     |
| 09:20 | 290     | 280     | 298     |
| 09:25 | 292     | 282     | 300     |
| 09:30 | 295     | 285     | 302     |
| 09:35 | 298     | 288     | 305     |
| 09:40 | 300     | 290     | 308     |
| 09:45 | 302     | 292     | 310     |
| 09:50 | 305     | 295     | 312     |
| 09:55 | 308     | 298     | 315     |
| 10:00 | 310     | 300     | 318     |
| 10:05 | 312     | 302     | 320     |
| 10:10 | 315     | 305     | 322     |
| 10:15 | 318     | 308     | 325     |
| 10:20 | 320     | 310     | 328     |
| 10:25 | 322     | 312     | 330     |
| 10:30 | 325     | 315     | 332     |
| 10:35 | 328     | 318     | 335     |
| 10:40 | 330     | 320     | 338     |
| 10:45 | 332     | 322     | 340     |
| 10:50 | 335     | 325     | 342     |
| 10:55 | 338     | 328     | 345     |
| 11:00 | 340     | 330     | 348     |
| 11:05 | 342     | 332     | 350     |
| 11:10 | 345     | 335     | 352     |
| 11:15 | 348     | 338     | 355     |
| 11:20 | 350     | 340     | 358     |
| 11:25 | 352     | 342     | 360     |
| 11:30 | 355     | 345     | 362     |
| 11:35 | 358     | 348     | 365     |
| 11:40 | 360     | 350     | 368     |
| 11:45 | 362     | 352     | 370     |
| 11:50 | 365     | 355     | 372     |
| 11:55 | 368     | 358     | 375     |
| 12:00 | 370     | 360     | 378     |
| 12:05 | 372     | 362     | 380     |
| 12:10 | 375     | 365     | 382     |
| 12:15 | 378     | 368     | 385     |
| 12:20 | 380     | 370     | 388     |
| 12:25 | 382     | 372     | 390     |
| 12:30 | 385     | 375     | 392     |
| 12:35 | 388     | 378     | 395     |
| 12:40 | 390     | 380     | 398     |
| 12:45 | 392     | 382     | 400     |
| 12:50 | 395     | 385     | 402     |
| 12:55 | 398     | 388     | 405     |
| 13:00 | 400     | 390     | 408     |
| 13:05 | 402     | 392     | 410     |
| 13:10 | 405     | 395     | 412     |
| 13:15 | 408     | 398     | 415     |
| 13:20 | 410     | 400     | 418     |
| 13:25 | 412     | 402     | 420     |
| 13:30 | 415     | 405     | 422     |
| 13:35 | 418     | 408     | 425     |
| 13:40 | 420     | 410     | 428     |
| 13:45 | 422     | 412     | 430     |
| 13:50 | 425     | 415     | 432     |
| 13:55 | 428     | 418     | 435     |
| 14:00 | 430     | 420     | 438     |
| 14:05 | 432     | 422     | 440     |
| 14:10 | 435     | 425     | 442     |
| 14:15 | 438     | 428     | 445     |
| 14:20 | 440     | 430     | 448     |
| 14:25 | 442     | 432     | 450     |
| 14:30 | 445     | 435     | 452     |
| 14:35 | 448     | 438     | 455     |
| 14:40 | 450     | 440     | 458     |
| 14:45 | 452     | 442     | 460     |
| 14:50 | 455     | 445     | 462     |
| 14:55 | 458     | 448     | 465     |
| 15:00 | 460     | 450     | 468     |
| 15:05 | 462     | 452     | 470     |
| 15:10 | 465     | 455     | 472     |
| 15:15 | 468     | 458     | 475     |
| 15:20 | 470     | 460     | 478     |
| 15:25 | 472     | 462     | 480     |
| 15:30 | 475     | 465     | 482     |
| 15:35 | 478     | 468     | 485     |
| 15:40 | 480     | 470     | 488     |
| 15:45 | 482     | 472     | 490     |
| 15:50 | 485     | 475     | 492     |
| 15:55 | 488     | 478     | 495     |
| 16:00 | 490     | 480     | 498     |
| 16:05 | 492     | 482     | 500     |
| 16:10 | 495     | 485     | 502     |
| 16:15 | 498     | 488     | 505     |
| 16:20 | 500     | 490     | 508     |
| 16:25 | 502     | 492     | 510     |
| 16:30 | 505     | 495     | 512     |
| 16:35 | 508     | 498     | 515     |
| 16:40 | 510     | 500     | 518     |
| 16:45 | 512     | 502     | 520     |
| 16:50 | 515     | 505     | 522     |
| 16:55 | 518     | 508     | 525     |
| 17:00 | 520     | 510     | 528     |
| 17:05 | 522     | 512     | 530     |
| 17:10 | 525     | 515     | 532     |
| 17:15 | 528     | 518     | 535     |
| 17:20 | 530     | 520     | 538     |
| 17:25 | 532     | 522     | 540     |
| 17:30 | 535     | 525     | 542     |
| 17:35 | 538     | 528     | 545     |
| 17:40 | 540     | 530     | 548     |
| 17:45 | 542     | 532     | 550     |
| 17:50 | 545     | 535     | 552     |
| 17:55 | 548     | 538     | 555     |
| 18:00 | 550     | 540     | 558     |
| 18:05 | 552     | 542     | 560     |
| 18:10 | 555     | 545     | 562     |
| 18:15 | 558     | 548     | 565     |
| 18:20 | 560     | 550     | 568     |
| 18:25 | 562     | 552     | 570     |
| 18:30 | 565     | 555     | 572     |
| 18:35 | 568     | 558     | 575     |
| 18:40 | 570     | 560     | 578     |
| 18:45 | 572     | 562     | 580     |
| 18:50 | 575     | 565     | 582     |
| 18:55 | 578     | 568     | 585     |
| 19:00 | 580     | 570     | 588     |
| 19:05 | 582     | 572     | 590     |
| 19:10 | 585     | 575     | 592     |
| 19:15 | 588     | 578     | 595     |
| 19:20 | 590     | 580     | 598     |
| 19:25 | 592     | 582     | 600     |
| 19:30 | 595     | 585     | 602     |
| 19:35 | 598     | 588     | 605     |
| 19:40 | 600     | 590     | 608     |
| 19:45 | 602     | 592     | 610     |
| 19:50 | 605     | 595     | 612     |
| 19:55 | 608     | 598     | 615     |
| 20:00 | 610     | 600     | 618     |
| 20:05 | 612     | 602     | 620     |
| 20:10 | 615     | 605     | 622     |
| 20:15 | 618     | 608     | 625     |
| 20:20 | 620     | 610     | 628     |
| 20:25 | 622     | 612     | 630     |
| 20:30 | 625     | 615     | 632     |
| 20:35 | 628     | 618     | 635     |
| 20:40 | 630     | 620     | 638     |
| 20:45 | 632     | 622     | 640     |
| 20:50 | 635     | 625     | 642     |
| 20:55 | 638     | 628     | 645     |
| 21:00 | 640     | 630     | 648     |
| 21:05 | 642     | 632     | 650     |
| 21:10 | 645     | 635     | 652     |
| 21:15 | 648     | 638     | 655     |
| 21:20 | 650     | 640     | 658     |
| 21:25 | 652     | 642     | 660     |
| 21:30 | 655     | 645     | 662     |
| 21:35 | 658     | 648     | 665     |
| 21:40 | 660     | 650     | 668     |
| 21:45 | 662     | 652     | 670     |
| 21:50 | 665     | 655     | 672     |
| 21:55 | 668     | 658     | 675     |
| 22:00 | 670     | 660     | 678     |
| 22:05 | 672     | 662     | 680     |
| 22:10 | 675     | 665     | 682     |
| 22:15 | 678     | 668     | 685     |
| 22:20 | 680     | 670     | 688     |
| 22:25 | 682     | 672     | 690     |
| 22:30 | 685     | 675     | 692     |
| 22:35 | 688     | 678     | 695     |
| 22:40 | 690     | 680     | 698     |
| 22:45 | 692     | 682     | 700     |
| 22:50 | 695     | 685     | 702     |
| 22:55 | 698     | 688     | 705     |
| 23:00 | 700     | 690     | 708     |
| 23:05 | 702     | 692     | 710     |
| 23:10 | 705     | 695     | 712     |
| 23:15 | 708     | 698     | 715     |
| 23:20 | 710     | 700     | 718     |
| 23:25 | 712     | 702     | 720     |
| 23:30 | 715     | 705     | 722     |
| 23:35 | 718     | 708     | 725     |
| 23:40 | 720     | 710     | 728     |
| 23:45 | 722     | 712     | 730     |
| 23:50 | 725     | 715     | 732     |
| 23:55 | 728     | 718     | 735     |
| 00:00 | 730     | 720     | 738     |



| Time  | Value 1 | Value 2 | Value 3 |
|-------|---------|---------|---------|
| 00:00 | 10      | 5       | 15      |
| 00:05 | 12      | 6       | 18      |
| 00:10 | 15      | 8       | 22      |
| 00:15 | 18      | 10      | 25      |
| 00:20 | 20      | 12      | 28      |
| 00:25 | 22      | 14      | 30      |
| 00:30 | 25      | 16      | 32      |
| 00:35 | 28      | 18      | 35      |
| 00:40 | 30      | 20      | 38      |
| 00:45 | 32      | 22      | 40      |
| 00:50 | 35      | 25      | 42      |
| 00:55 | 38      | 28      | 45      |
| 01:00 | 40      | 30      | 48      |
| 01:05 | 42      | 32      | 50      |
| 01:10 | 45      | 35      | 52      |
| 01:15 | 48      | 38      | 55      |
| 01:20 | 50      | 40      | 58      |
| 01:25 | 52      | 42      | 60      |
| 01:30 | 55      | 45      | 62      |
| 01:35 | 58      | 48      | 65      |
| 01:40 | 60      | 50      | 68      |
| 01:45 | 62      | 52      | 70      |
| 01:50 | 65      | 55      | 72      |
| 01:55 | 68      | 58      | 75      |
| 02:00 | 70      | 60      | 78      |
| 02:05 | 72      | 62      |         |

.....


.....

.....

.....

.....

.....





Monthly Wastewater Flow Totals

| Year | Yearly Total |          |       |       |       |       |       |        |           |         |          |          | Year to Date to New Year |        |        |
|------|--------------|----------|-------|-------|-------|-------|-------|--------|-----------|---------|----------|----------|--------------------------|--------|--------|
|      | January      | February | March | April | May   | June  | July  | August | September | October | November | December | (MG)                     | (MG)   | % Diff |
| 1993 | 7.40         | 7.34     | 8.83  | 6.91  | 16.01 | 14.61 | 14.32 | 12.16  | 12.37     | 5.87    | 4.16     | 7.11     | 117.09                   | -      | -      |
| 1994 | 7.82         | 7.21     | 8.91  | 8.46  | 6.03  | 8.22  | 8.01  | 7.78   | 5.48      | 3.66    | 3.70     | 7.51     | 90.98                    | -36.50 | -39.2% |
| 1995 | 8.14         | 7.79     | 9.03  | 9.12  | 15.66 | 12.33 | 8.98  | 5.02   | 3.25      | 2.28    | 2.78     | 5.72     | 90.39                    | 9.81   | 12.2%  |
| 1996 | 5.87         | 6.21     | 7.38  | 8.79  | 11.69 | 9.13  | 5.26  | 4.94   | 4.62      | 4.06    | 3.79     | 7.80     | 79.56                    | -10.83 | -12.0% |
| 1997 | 8.55         | 7.87     | 10.15 | 9.27  | 19.38 | 14.50 | 9.67  | 8.02   | 5.61      | 4.11    | 4.45     | 8.55     | 110.14                   | 30.58  | 38.4%  |
| 1998 | 8.97         | 8.25     | 10.07 | 8.01  | 11.22 | 11.78 | 9.77  | 7.80   | 5.94      | 4.65    | 4.54     | 8.10     | 100.09                   | -10.05 | -9.1%  |
| 1999 | 8.18         | 8.16     | 10.06 | 7.20  | 7.23  | 7.61  | 7.74  | 7.62   | 5.83      | 4.18    | 3.95     | 7.25     | 85.02                    | -15.08 | -15.1% |
| 2000 | 8.39         | 8.41     | 9.97  | 8.74  | 7.20  | 6.22  | 7.55  | 7.15   | 5.20      | 4.52    | 4.50     | 7.77     | 85.62                    | 0.61   | 0.7%   |
| 2001 | 8.94         | 9.03     | 10.59 | 7.62  | 5.54  | 6.30  | 7.79  | 7.53   | 5.60      | 4.37    | 4.39     | 7.77     | 85.47                    | -0.15  | -0.2%  |
| 2002 | 8.84         | 8.76     | 10.48 | 7.24  | 6.80  | 7.63  | 8.41  | 7.56   | 5.78      | 4.15    | 4.05     | 7.48     | 86.77                    | 1.31   | 1.5%   |
| 2003 | 8.53         | 8.62     | 10.53 | 8.27  | 8.45  | 6.60  | 7.59  | 7.56   | 5.31      | 4.33    | 3.95     | 7.73     | 87.46                    | 0.68   | 0.8%   |
| 2004 | 9.01         | 8.86     | 10.02 | 6.27  | 4.29  | 6.11  | 7.52  | 7.14   | 6.19      | 4.39    | 4.84     | 7.88     | 82.50                    | -4.95  | -5.7%  |
| 2005 | 8.58         | 8.39     | 10.07 | 6.13  | 5.52  | 8.31  | 7.68  | 7.89   | 7.41      | 5.77    | 7.51     | 12.97    | 96.04                    | 13.54  | 16.4%  |
| 2006 | 15.05        | 13.11    | 13.49 | 14.62 | 9.79  | 7.80  | 9.82  | 9.31   | 8.25      | 6.97    | 6.43     | 11.28    | 125.90                   | 29.86  | 31.1%  |
| 2007 | 12.53        | 11.23    | 14.17 | 9.81  | 8.63  | 7.48  | 8.84  | 8.99   | 7.71      | 6.97    | 6.40     | 10.41    | 111.16                   | -14.74 | -11.7% |
| 2008 | 11.80        | 11.44    | 11.99 | 11.99 | 15.62 | 14.23 | 11.45 | 8.38   | 6.51      | 5.20    | 5.40     | 10.60    | 119.45                   | 8.29   | 7.5%   |
| 2009 | 11.76        | 11.37    | 12.42 | 10.38 | 13.17 | 8.86  | 8.82  | 7.41   | 5.17      | 4.69    | 4.78     | 9.27     | 108.09                   | -11.37 | -9.5%  |
| 2010 | 10.13        | 10.21    | 11.04 | 9.50  | 8.63  | 9.37  | 9.66  | 8.92   | 7.14      | 4.79    | 5.86     | 10.70    | 105.95                   | -2.14  | -2.0%  |
| 2011 | 11.63        | 11.10    | 12.79 | 9.41  | 20.49 | 14.76 | 11.90 | 9.16   | 6.98      | 6.62    | 6.67     | 10.32    | 131.82                   | 25.87  | 24.4%  |
| 2012 | 10.79        | 10.50    | 13.23 | 10.95 | 6.70  | 7.31  | 10.34 | 9.81   | 7.75      | 5.47    | 5.62     | 10.84    | 109.31                   | -22.51 | -17.1% |
| 2013 | 10.99        | 10.60    | 12.68 | 9.22  | 8.56  | 8.85  | 11.02 | 10.31  | 7.76      | 5.79    | 6.11     | 12.04    | 113.92                   | 4.61   | 4.2%   |
| 2014 | 14.82        | 13.81    | 15.81 | 13.42 | 14.76 | 9.95  | 10.21 | 9.71   | 6.67      | 5.71    | 6.77     | 11.35    | 132.07                   | 19.15  | 16.8%  |
| 2015 | 13.44        | 12.58    | 14.85 | 10.98 | 8.36  | 8.67  | 10.45 | 9.87   | 8.79      | 6.28    | 6.87     | 11.86    | 122.99                   | -10.08 | -7.6%  |
| 2016 | 12.89        | 12.50    | 15.05 | 13.83 | 10.95 | 11.47 | 13.58 | 11.82  | 9.07      | 7.84    | 7.88     | 12.51    | 139.28                   | 16.29  | 13.2%  |
| 2017 | 14.52        | 13.88    | 17.58 | 14.00 | 12.66 | 13.31 | 14.81 | 12.61  | 11.15     | 8.98    | 8.40     | 13.50    | 155.41                   | 16.12  | 11.6%  |
| 2018 | 16.02        | 15.77    | 18.70 | 18.76 | 18.61 | 16.08 | 15.41 | 12.37  | 9.81      | 8.17    | 7.68     | 11.98    | 169.33                   | 13.92  | 9.0%   |
| 2019 | 15.10        | 14.12    | 16.02 | 17.59 | 14.39 | 13.38 | 14.96 | 13.18  | 10.23     | 8.34    | 8.56     | 13.41    | 199.29                   | -10.04 | -5.9%  |
| 2020 | 15.41        | 15.87    | 19.56 | 13.05 | 18.83 | 16.92 | 17.13 | 16.68  | 13.85     | 9.48    | 9.81     | 14.73    | 173.32                   | 12.03  | 7.6%   |
| 2021 | 16.41        | 16.87    | 19.51 | 16.39 | 17.95 | 15.73 |       |        |           |         |          |          |                          |        |        |

Flows Are Monthly Totals in Million Gallons

|             |           |           |            |           |           |            |           |           |            |           |           |            |       |       |       |       |       |       |       |       |       |      |      |       |
|-------------|-----------|-----------|------------|-----------|-----------|------------|-----------|-----------|------------|-----------|-----------|------------|-------|-------|-------|-------|-------|-------|-------|-------|-------|------|------|-------|
| 15-Jun-1905 | 7,396,768 | 7,343,174 | 8,825,043  | 6,912,908 | *****     | 14,613,403 | *****     | *****     | 12,368,429 | 5,865,073 | 4,156,205 | 7,108,550  | 7,40  | 7,34  | 8,83  | 6,91  | 16,01 | 14,61 | 14,32 | 12,16 | 12,37 | 5,87 | 4,16 | 7,11  |
| 16-Jun-1905 | 7,624,133 | 7,208,028 | 8,906,320  | 8,480,323 | 6,022,796 | 6,219,005  | 8,008,737 | 7,762,200 | 5,477,900  | 3,857,200 | 3,697,237 | 7,512,176  | 7,62  | 7,21  | 8,91  | 8,48  | 6,03  | 6,22  | 6,01  | 7,78  | 5,48  | 3,66 | 3,70 | 7,51  |
| 17-Jun-1905 | 8,140,758 | 7,790,592 | 9,032,095  | 9,119,551 | *****     | 12,329,368 | 8,981,425 | 5,022,861 | 3,246,980  | 2,376,007 | 2,775,618 | 5,721,793  | 8,14  | 7,79  | 9,03  | 9,12  | 15,86 | 12,33 | 8,98  | 5,02  | 3,25  | 2,38 | 2,78 | 5,72  |
| 18-Jun-1905 | 6,872,900 | 6,213,970 | 7,378,527  | 8,785,058 | *****     | 9,134,285  | 5,261,926 | 4,943,718 | 4,622,850  | 4,060,067 | 3,793,474 | 7,803,512  | 6,87  | 6,21  | 7,38  | 8,79  | 11,69 | 9,13  | 5,26  | 4,94  | 4,62  | 4,06 | 3,79 | 7,80  |
| 19-Jun-1905 | 6,549,165 | 7,874,212 | 10,154,333 | 9,271,214 | *****     | 14,489,156 | 9,686,061 | 8,015,865 | 5,609,835  | 4,112,043 | 4,450,065 | 8,552,084  | 6,55  | 7,87  | 10,15 | 9,27  | 19,38 | 14,50 | 9,67  | 8,02  | 5,61  | 4,11 | 4,45 | 8,55  |
| 20-Jun-1905 | 8,972,842 | 8,251,719 | 10,065,086 | 9,005,304 | *****     | 11,777,206 | 9,772,223 | 7,988,410 | 5,940,056  | 4,652,337 | 4,572,216 | 8,096,168  | 8,97  | 8,25  | 10,07 | 9,01  | 11,22 | 11,78 | 9,77  | 7,80  | 5,94  | 4,65 | 4,54 | 8,10  |
| 21-Jun-1905 | 8,181,899 | 8,158,861 | 10,064,486 | 7,195,608 | 7,228,868 | 7,613,269  | 7,743,739 | 7,621,351 | 5,833,726  | 4,178,811 | 3,947,556 | 7,247,463  | 8,18  | 8,16  | 10,06 | 7,20  | 7,23  | 7,61  | 7,74  | 7,62  | 5,83  | 4,18 | 3,95 | 7,25  |
| 22-Jun-1905 | 8,387,194 | 8,410,899 | 9,971,522  | 8,739,164 | 7,196,088 | 6,223,139  | 7,550,759 | 7,149,866 | 5,202,289  | 4,520,106 | 4,502,140 | 7,767,534  | 8,39  | 8,41  | 9,97  | 8,74  | 7,20  | 6,22  | 7,55  | 7,15  | 5,20  | 4,52 | 4,50 | 7,77  |
| 23-Jun-1905 | 8,937,043 | 9,032,535 | 10,586,129 | 7,618,295 | 5,541,291 | 6,295,983  | 7,790,670 | 7,531,077 | 5,601,590  | 4,374,708 | 4,385,109 | 7,772,543  | 8,94  | 9,03  | 10,59 | 7,62  | 5,54  | 6,30  | 7,79  | 7,53  | 5,60  | 4,37 | 4,39 | 7,77  |
| 24-Jun-1905 | 8,644,377 | 8,757,787 | 10,475,882 | 7,237,586 | 6,998,639 | 7,625,908  | 8,414,400 | 7,561,251 | 5,783,659  | 4,147,741 | 4,045,190 | 7,482,422  | 8,64  | 8,76  | 10,48 | 7,24  | 6,60  | 7,63  | 6,41  | 7,58  | 5,78  | 4,15 | 4,05 | 7,48  |
| 25-Jun-1905 | 8,533,834 | 8,615,768 | 10,529,859 | 8,269,233 | 6,446,640 | 6,596,867  | 7,959,216 | 7,555,448 | 5,312,562  | 4,329,428 | 3,948,276 | 7,728,743  | 8,53  | 8,62  | 10,53 | 8,27  | 6,45  | 6,60  | 7,59  | 7,56  | 5,31  | 4,33 | 3,95 | 7,73  |
| 26-Jun-1905 | 9,010,595 | 8,857,383 | 10,016,193 | 6,266,158 | 4,290,259 | 6,105,175  | 7,522,801 | 7,144,715 | 6,187,557  | 4,390,556 | 4,835,319 | 7,876,025  | 9,01  | 8,86  | 10,02 | 6,27  | 4,29  | 6,11  | 7,52  | 7,14  | 6,19  | 4,39 | 4,84 | 7,88  |
| 27-Jun-1905 | 8,584,514 | 8,392,544 | 10,069,961 | 6,133,992 | 5,516,410 | 6,310,788  | 7,681,569 | 7,694,913 | 7,406,846  | 5,770,300 | 7,511,000 | 12,968,000 | 8,58  | 8,39  | 10,07 | 6,13  | 5,52  | 6,31  | 7,66  | 7,69  | 7,41  | 5,77 | 7,51 | 12,97 |
| 28-Jun-1905 | *****     | *****     | 13,644,000 | *****     | 9,790,300 | 7,797,955  | 9,917,072 | 9,308,000 | 6,252,000  | 6,966,000 | 6,435,000 | 11,278,000 | 15,05 | 13,11 | 13,49 | 14,62 | 9,79  | 7,80  | 8,92  | 6,31  | 6,25  | 6,97 | 6,43 | 11,28 |
| 29-Jun-1905 | *****     | *****     | 14,170,024 | 9,806,000 | 6,632,000 | 7,478,000  | 8,840,000 | 8,987,000 | 7,711,000  | 6,966,000 | 6,404,000 | 10,408,000 | 12,53 | 11,23 | 14,17 | 9,81  | 6,63  | 7,48  | 8,84  | 8,99  | 7,71  | 6,87 | 6,40 | 10,41 |
| 30-Jun-1905 | *****     | *****     | 11,989,000 | 6,869,000 | *****     | 14,232,000 | *****     | 8,364,000 | 6,505,000  | 5,197,000 | 5,400,000 | 10,598,000 | 11,80 | 11,44 | 11,99 | 6,87  | 5,62  | 14,23 | 11,45 | 8,36  | 6,51  | 5,20 | 5,40 | 10,60 |
| 01-Jul-1905 | *****     | *****     | 12,417,000 | *****     | *****     | 8,896,000  | 8,821,000 | 7,414,000 | 5,165,000  | 4,685,000 | 4,781,000 | 9,270,000  | 11,76 | 11,37 | 12,42 | 10,38 | 13,17 | 8,86  | 8,92  | 7,41  | 5,17  | 4,69 | 4,78 | 9,27  |
| 02-Jul-1905 | *****     | *****     | 11,043,000 | 9,503,000 | 8,629,000 | 9,374,000  | 8,664,000 | 8,920,000 | 7,136,000  | 4,788,000 | 5,855,000 | 10,701,000 | 10,13 | 10,21 | 11,04 | 9,50  | 8,63  | 9,37  | 8,66  | 8,92  | 7,14  | 4,79 | 5,86 | 10,70 |
| 03-Jul-1905 | *****     | *****     | 12,793,000 | 9,407,000 | *****     | 14,762,000 | *****     | 9,155,000 | 6,975,000  | 6,622,000 | 6,667,000 | 10,319,000 | 11,63 | 11,10 | 12,79 | 9,41  | 20,49 | 14,76 | 11,90 | 9,16  | 6,98  | 6,62 | 6,67 | 10,32 |
| 04-Jul-1905 | *****     | *****     | 13,229,000 | *****     | *****     | 6,703,000  | *****     | 8,608,000 | 7,750,000  | 5,465,000 | 5,616,000 | 10,843,000 | 10,79 | 10,50 | 13,23 | 10,95 | 6,70  | 7,31  | 10,34 | 9,81  | 7,75  | 5,47 | 5,62 | 10,84 |
| 05-Jul-1905 | *****     | *****     | 12,678,000 | 9,219,000 | 8,561,000 | 8,845,000  | *****     | *****     | 7,762,000  | 5,788,000 | 6,113,000 | 12,039,000 | 10,99 | 10,60 | 12,68 | 9,22  | 8,56  | 8,85  | 11,02 | 10,31 | 7,76  | 5,79 | 6,11 | 12,04 |
| 06-Jul-1905 | *****     | *****     | 15,912,000 | *****     | *****     | 9,845,000  | *****     | 9,709,000 | 6,668,000  | 5,705,000 | 6,772,000 | 11,347,000 | 14,82 | 13,81 | 15,91 | 13,42 | 14,76 | 9,95  | 10,21 | 9,71  | 6,67  | 5,71 | 6,77 | 11,35 |
| 07-Jul-1905 | *****     | *****     | 14,850,000 | *****     | *****     | 8,667,000  | *****     | 8,674,000 | 6,793,000  | 6,276,552 | 6,865,000 | 11,862,000 | 13,44 | 12    |       |       |       |       |       |       |       |      |      |       |





| Category           | Item              | Value   |
|--------------------|-------------------|---------|
| Operating Expenses | Salaries          | 100,000 |
|                    | Benefits          | 20,000  |
|                    | Travel            | 10,000  |
|                    | Advertising       | 15,000  |
|                    | Depreciation      | 30,000  |
|                    | Rent              | 12,000  |
|                    | Utilities         | 8,000   |
|                    | Insurance         | 5,000   |
|                    | Professional Fees | 3,000   |
|                    | Other             | 2,000   |
| <b>Total</b>       | <b>235,000</b>    |         |

| Category         | Item               | Value         |
|------------------|--------------------|---------------|
| Income Statement | Revenue            | 500,000       |
|                  | Cost of Goods Sold | (150,000)     |
|                  | Gross Profit       | 350,000       |
|                  | Operating Expenses | (235,000)     |
|                  | Operating Income   | 115,000       |
|                  | Interest Expense   | (10,000)      |
|                  | Income Before Tax  | 105,000       |
|                  | Tax Expense        | (31,500)      |
|                  | Net Income         | 73,500        |
|                  | <b>Total</b>       | <b>73,500</b> |

| Category      | Item                  | Value          |
|---------------|-----------------------|----------------|
| Balance Sheet | Assets                | 200,000        |
|               | Liabilities           | 100,000        |
|               | Equity                | 100,000        |
|               | Current Assets        | 150,000        |
|               | Current Liabilities   | 80,000         |
|               | Long-Term Assets      | 50,000         |
|               | Long-Term Liabilities | 20,000         |
|               | Retained Earnings     | 73,500         |
|               | Common Stock          | 26,500         |
|               | <b>Total</b>          | <b>200,000</b> |

| Category            | Item                 | Value    |
|---------------------|----------------------|----------|
| Cash Flow Statement | Operating Activities | 115,000  |
|                     | Investing Activities | (20,000) |
|                     | Financing Activities | (20,000) |
|                     | Net Change in Cash   | 75,000   |
|                     | Operating Cash       | 115,000  |
|                     | Investing Cash       | (20,000) |
|                     | Financing Cash       | (20,000) |
|                     | Free Cash Flow       | 95,000   |
|                     | Capital Expenditures | (20,000) |
|                     | Dividends Paid       | (0)      |
| <b>Total</b>        | <b>75,000</b>        |          |

| Row Labels         | Count of MEADOW FLOWS | Sum of MEADOW FLOWS2 | Average of MEADOW FLOWS2 | Max of MEADOW FLOWS2 |
|--------------------|-----------------------|----------------------|--------------------------|----------------------|
| 1993               | 30-Dec-1900           | #####                | 320,788                  | 877,360.0            |
| 1994               | 30-Dec-1900           | #####                | 220,779                  | 486,800.0            |
| 1995               | 30-Dec-1900           | #####                | 247,653                  | 719,375.0            |
| 1996               | 31-Dec-1900           | #####                | 217,375                  | 673,730.0            |
| 1997               | 30-Dec-1900           | #####                | 301,750                  | 904,312.7            |
| 1998               | 30-Dec-1900           | #####                | 274,227                  | 715,912.5            |
| 1999               | 30-Dec-1900           | #####                | 232,920                  | 420,050.2            |
| 2000               | 31-Dec-1900           | #####                | 233,939                  | 422,286.0            |
| 2001               | 30-Dec-1900           | #####                | 234,157                  | 426,676.7            |
| 2002               | 30-Dec-1900           | #####                | 237,739                  | 416,722.6            |
| 2003               | 30-Dec-1900           | #####                | 239,610                  | 487,111.3            |
| 2004               | 31-Dec-1900           | #####                | 225,417                  | 463,762.1            |
| 2005               | 30-Dec-1900           | #####                | 263,126                  | 674,000.0            |
| 2006               | 30-Dec-1900           | #####                | 344,944                  | 715,000.0            |
| 2007               | 30-Dec-1900           | #####                | 304,552                  | 585,000.0            |
| 2008               | 31-Dec-1900           | #####                | 326,374                  | 724,000.0            |
| 2009               | 30-Dec-1900           | #####                | 296,132                  | 567,000.0            |
| 2010               | 30-Dec-1900           | #####                | 293,479                  | 953,000.0            |
| 2011               | 30-Dec-1900           | #####                | 361,145                  | 1,075,000.0          |
| 2012               | 31-Dec-1900           | #####                | 298,653                  | 638,000.0            |
| 2013               | 30-Dec-1900           | #####                | 312,096                  | 684,000.0            |
| 2014               | 30-Dec-1900           | #####                | 364,570                  | 656,000.0            |
| 2015               | 30-Dec-1900           | #####                | 336,966                  | 671,000.0            |
| 2016               | 31-Dec-1900           | #####                | 380,555                  | 718,000.0            |
| 2017               | 30-Dec-1900           | #####                | 425,773                  | 728,000.0            |
| 2018               | 30-Dec-1900           | #####                | 463,910                  | 892,000.0            |
| 2019               | 30-Dec-1900           | #####                | 436,408                  | 889,000.0            |
| 2020               | 31-Dec-1900           | #####                | 504,988                  | 890,000.0            |
| <b>Grand Total</b> | <b>31-Dec-1927</b>    | <b>#####</b>         | <b>308,571</b>           | <b>1,075,000.0</b>   |

| Sum of MEAC Column Labels |                    |                    |                    |                    |                    |                    |                    |                    |                    |                    |                    |                    |                   |
|---------------------------|--------------------|--------------------|--------------------|--------------------|--------------------|--------------------|--------------------|--------------------|--------------------|--------------------|--------------------|--------------------|-------------------|
| Row Labels                | JAN                | FEB                | MAR                | APR                | MAY                | JUN                | JUL                | AUG                | SEP                | OCT                | NOV                | DEC                | Grand Total       |
| 1993                      | 7,396,768          | 7,343,174          | 8,825,043          | 6,912,908          | 16,013,316         | 14,613,403         | 14,317,791         | 12,164,125         | 12,368,429         | 5,868,073          | 4,156,205          | 7,108,550          | 117087785         |
| 1994                      | 7,624,133          | 7,206,028          | 8,906,520          | 8,460,323          | 6,032,796          | 6,219,005          | 8,008,737          | 7,782,200          | 5,477,900          | 3,657,300          | 3,697,237          | 7,512,176          | 80584355          |
| 1995                      | 8,140,758          | 7,790,592          | 9,032,095          | 9,119,651          | 15,856,053         | 12,329,368         | 8,981,425          | 5,022,861          | 3,246,980          | 2,376,007          | 2,775,618          | 5,721,793          | 90393201          |
| 1996                      | 5,872,900          | 6,213,970          | 7,378,527          | 8,785,058          | 11,688,895         | 9,134,285          | 5,261,926          | 4,943,718          | 4,622,850          | 4,060,067          | 3,793,474          | 7,803,512          | 79559183          |
| 1997                      | 8,549,165          | 7,874,212          | 10,154,333         | 9,271,214          | 19,384,805         | 14,499,156         | 9,666,061          | 8,015,865          | 5,609,835          | 4,112,043          | 4,450,065          | 8,552,084          | 110138839         |
| 1998                      | 8,972,942          | 8,251,719          | 10,065,086         | 9,005,304          | 11,224,098         | 11,777,206         | 9,772,223          | 7,798,410          | 5,940,056          | 4,652,337          | 4,537,216          | 8,096,168          | 100092764         |
| 1999                      | 8,181,899          | 8,158,961          | 10,064,496         | 7,195,606          | 7,228,868          | 7,613,269          | 7,743,739          | 7,621,351          | 5,833,726          | 4,178,811          | 3,947,556          | 7,247,463          | 85015742          |
| 2000                      | 8,387,194          | 8,410,699          | 9,971,522          | 8,738,164          | 7,198,088          | 6,223,129          | 7,550,759          | 7,149,986          | 5,202,289          | 4,520,106          | 4,502,140          | 7,767,534          | 85621611          |
| 2001                      | 8,937,043          | 9,032,535          | 10,586,129         | 7,618,295          | 5,541,291          | 6,295,983          | 7,790,870          | 7,531,077          | 5,601,590          | 4,374,708          | 4,385,109          | 7,772,543          | 85467172          |
| 2002                      | 8,644,377          | 8,757,787          | 10,475,882         | 7,237,586          | 6,598,639          | 7,625,906          | 8,414,400          | 7,561,251          | 5,783,659          | 4,147,741          | 4,045,190          | 7,482,422          | 86774841          |
| 2003                      | 8,533,934          | 8,615,768          | 10,529,859         | 8,269,223          | 8,446,640          | 6,596,867          | 7,592,916          | 7,555,446          | 5,312,582          | 4,329,428          | 3,948,276          | 7,726,743          | 87457682          |
| 2004                      | 9,010,595          | 8,857,383          | 10,016,193         | 6,266,158          | 4,290,259          | 6,105,175          | 7,522,801          | 7,144,715          | 6,187,557          | 4,390,556          | 4,835,319          | 7,876,025          | 82502736          |
| 2005                      | 8,584,514          | 8,392,544          | 10,069,961         | 6,133,992          | 5,516,410          | 8,310,788          | 7,681,569          | 7,694,913          | 7,406,848          | 5,770,300          | 7,511,000          | 12,968,000         | 96040839          |
| 2006                      | 15,047,000         | 13,107,999         | 13,494,000         | 14,621,200         | 9,790,300          | 7,797,955          | 9,817,072          | 9,308,000          | 8,252,000          | 6,966,000          | 6,425,000          | 11,278,000         | 125904526         |
| 2007                      | 12,527,000         | 11,231,499         | 14,170,024         | 9,806,000          | 6,632,000          | 7,478,000          | 8,840,000          | 8,987,000          | 7,711,000          | 6,966,000          | 6,404,000          | 10,409,000         | 111161523         |
| 2008                      | 11,795,000         | 11,435,000         | 11,989,000         | 6,869,000          | 15,618,000         | 14,232,000         | 11,451,000         | 8,364,000          | 6,505,000          | 5,197,000          | 5,400,000          | 10,598,000         | 119453000         |
| 2009                      | 11,760,000         | 11,373,000         | 12,417,000         | 10,378,000         | 13,168,000         | 8,856,000          | 8,821,000          | 7,414,000          | 5,165,000          | 4,685,000          | 4,781,000          | 9,270,000          | 108088000         |
| 2010                      | 10,129,000         | 10,206,000         | 11,043,000         | 9,503,000          | 8,629,000          | 9,374,000          | 9,664,000          | 8,920,000          | 7,136,000          | 4,786,000          | 5,855,000          | 10,701,000         | 105946000         |
| 2011                      | 11,634,000         | 11,097,000         | 12,793,000         | 9,407,000          | 20,486,000         | 14,762,000         | 11,901,000         | 9,155,000          | 6,975,000          | 6,622,000          | 6,667,000          | 10,319,000         | 131818000         |
| 2012                      | 10,793,000         | 10,499,000         | 13,229,000         | 10,949,000         | 6,703,000          | 7,314,000          | 10,340,000         | 9,806,000          | 7,750,000          | 5,465,000          | 5,616,000          | 10,843,000         | 109307000         |
| 2013                      | 10,988,000         | 10,599,000         | 12,678,000         | 9,219,000          | 8,561,000          | 8,845,000          | 11,017,000         | 10,308,000         | 7,762,000          | 5,786,000          | 6,113,000          | 12,039,000         | 113915000         |
| 2014                      | 14,815,000         | 13,810,000         | 15,912,000         | 13,421,000         | 14,758,000         | 9,945,000          | 10,206,000         | 9,709,000          | 6,668,000          | 5,705,000          | 6,772,000          | 11,347,000         | 133068000         |
| 2015                      | 13,438,000         | 12,576,000         | 14,850,002         | 10,979,000         | 8,364,000          | 8,667,000          | 10,448,000         | 9,874,000          | 8,793,000          | 6,276,552          | 6,865,000          | 11,862,000         | 122992554         |
| 2016                      | 12,888,000         | 12,503,000         | 15,052,000         | 13,833,000         | 10,950,000         | 11,466,000         | 13,579,000         | 11,620,000         | 9,070,000          | 7,940,000          | 7,877,000          | 12,505,000         | 139283000         |
| 2017                      | 14,520,000         | 13,880,000         | 17,581,000         | 13,997,000         | 12,659,000         | 13,312,000         | 14,813,000         | 12,610,000         | 11,147,000         | 8,984,000          | 8,401,000          | 13,503,000         | 155407000         |
| 2018                      | 16,015,000         | 15,769,000         | 18,704,000         | 18,759,000         | 18,607,000         | 16,056,000         | 15,408,000         | 12,369,000         | 9,808,332          | 8,171,000          | 7,678,000          | 11,983,000         | 169327332         |
| 2019                      | 15,102,000         | 14,122,000         | 16,015,000         | 17,591,000         | 14,392,000         | 13,381,000         | 14,963,000         | 13,179,000         | 10,232,000         | 8,335,000          | 8,563,000          | 13,414,000         | 159289000         |
| 2020                      | 15,413,000         | 15,670,000         | 13,556,000         | 11,050,000         | 18,832,000         | 16,317,000         | 17,128,000         | 15,681,000         | 13,850,000         | 9,480,000          | 9,610,000          | 14,734,000         | 171321000         |
| 2021                      | 16,406,000         | 16,872,000         | 19,505,000         | 16,388,000         | 17,954,000         | 3,359,000          | 5                  | 6                  | 12                 | 8,335,005          | 8,563,004          | 13,414,004         | 120796035         |
| <b>Grand Total</b>        | <b>320,106,221</b> | <b>309,655,870</b> | <b>359,063,673</b> | <b>299,783,682</b> | <b>331,123,457</b> | <b>288,505,495</b> | <b>288,701,293</b> | <b>255,289,924</b> | <b>205,418,645</b> | <b>166,137,033</b> | <b>168,174,407</b> | <b>291,854,018</b> | <b>3283813719</b> |

MASTER TREATMENT PLANT INFLOW DATA

1,075,000

[2018 Irrigation!A1](#)

| YEARS       | MONTH_ORDER | WINTER_YEAR | MONTH# | MONTH | DAY | DATE      | MEADOW FLOWS | MOUNTAIN FLOWS | Lookup Table | 5 & 10 Day Averages           |
|-------------|-------------|-------------|--------|-------|-----|-----------|--------------|----------------|--------------|-------------------------------|
| 01-Jan-1993 | 1993        | 4           | 1      | JAN   | 1   | 1/1/1993  | 243,831      |                | 1 JAN        | 07-Sep-2021 365,000           |
| 02-Jan-1993 | 1993        | 4           | 1      | JAN   | 2   | 1/2/1993  | 243,831      |                | 2 FEB        | 06-Sep-2021 393,000           |
| 03-Jan-1993 | 1993        | 4           | 1      | JAN   | 3   | 1/3/1993  | 243,831      |                | 3 MAR        | 05-Sep-2021 412,000           |
| 04-Jan-1993 | 1993        | 4           | 1      | JAN   | 4   | 1/4/1993  | 243,831      |                | 4 APR        | 04-Sep-2021 381,000           |
| 05-Jan-1993 | 1993        | 4           | 1      | JAN   | 5   | 1/5/1993  | 243,831      |                | 5 MAY        | 03-Sep-2021 353,000           |
| 06-Jan-1993 | 1993        | 4           | 1      | JAN   | 6   | 1/6/1993  | 243,831      |                | 6 JUN        | 02-Sep-2021 369,000           |
| 07-Jan-1993 | 1993        | 4           | 1      | JAN   | 7   | 1/7/1993  | 243,831      |                | 7 JUL        | 01-Sep-2021 358,000           |
| 08-Jan-1993 | 1993        | 4           | 1      | JAN   | 8   | 1/8/1993  | 243,831      |                | 8 AUG        | 31-Aug-2021 362,000           |
| 09-Jan-1993 | 1993        | 4           | 1      | JAN   | 9   | 1/9/1993  | 243,831      |                | 9 SEP        | 30-Aug-2021 362,000           |
| 10-Jan-1993 | 1993        | 4           | 1      | JAN   | 10  | 1/10/1993 | 243,831      |                | 10 OCT       | 29-Aug-2021 390,000           |
| 11-Jan-1993 | 1993        | 4           | 1      | JAN   | 11  | 1/11/1993 | 243,831      |                | 11 NOV       | 374,500 = Last 10 Day Average |
| 12-Jan-1993 | 1993        | 4           | 1      | JAN   | 12  | 1/12/1993 | 243,831      |                | 12 DEC       | 380,800 = Last 5 Day Average  |
| 13-Jan-1993 | 1993        | 4           | 1      | JAN   | 13  | 1/13/1993 | 243,831      |                |              |                               |
| 14-Jan-1993 | 1993        | 4           | 1      | JAN   | 14  | 1/14/1993 | 139,181      |                |              |                               |
| 15-Jan-1993 | 1993        | 4           | 1      | JAN   | 15  | 1/15/1993 | 220,150      |                |              |                               |
| 16-Jan-1993 | 1993        | 4           | 1      | JAN   | 16  | 1/16/1993 | 263,322      |                |              |                               |
| 17-Jan-1993 | 1993        | 4           | 1      | JAN   | 17  | 1/17/1993 | 272,675      |                |              |                               |
| 18-Jan-1993 | 1993        | 4           | 1      | JAN   | 18  | 1/18/1993 | 251,732      |                |              |                               |
| 19-Jan-1993 | 1993        | 4           | 1      | JAN   | 19  | 1/19/1993 | 231,083      |                |              |                               |
| 20-Jan-1993 | 1993        | 4           | 1      | JAN   | 20  | 1/20/1993 | 239,005      |                |              |                               |
| 21-Jan-1993 | 1993        | 4           | 1      | JAN   | 21  | 1/21/1993 | 228,721      |                |              |                               |
| 22-Jan-1993 | 1993        | 4           | 1      | JAN   | 22  | 1/22/1993 | 245,231      |                |              |                               |
| 23-Jan-1993 | 1993        | 4           | 1      | JAN   | 23  | 1/23/1993 | 253,884      |                |              |                               |
| 24-Jan-1993 | 1993        | 4           | 1      | JAN   | 24  | 1/24/1993 | 259,591      |                |              |                               |
| 25-Jan-1993 | 1993        | 4           | 1      | JAN   | 25  | 1/25/1993 | 228,150      |                |              |                               |
| 26-Jan-1993 | 1993        | 4           | 1      | JAN   | 26  | 1/26/1993 | 251,966      |                |              |                               |
| 27-Jan-1993 | 1993        | 4           | 1      | JAN   | 27  | 1/27/1993 | 210,690      |                |              |                               |
| 28-Jan-1993 | 1993        | 4           | 1      | JAN   | 28  | 1/28/1993 | 217,858      |                |              |                               |
| 29-Jan-1993 | 1993        | 4           | 1      | JAN   | 29  | 1/29/1993 | 236,201      |                |              |                               |
| 30-Jan-1993 | 1993        | 4           | 1      | JAN   | 30  | 1/30/1993 | 243,632      |                |              |                               |
| 31-Jan-1993 | 1993        | 4           | 1      | JAN   | 31  | 1/31/1993 | 233,893      |                |              |                               |
| 01-Feb-1993 | 1993        | 5           | 2      | FEB   | 1   | 2/1/1993  | 216,913      |                |              |                               |
| 02-Feb-1993 | 1993        | 5           | 2      | FEB   | 2   | 2/2/1993  | 214,227      |                |              |                               |
| 03-Feb-1993 | 1993        | 5           | 2      | FEB   | 3   | 2/3/1993  | 216,718      |                |              |                               |
| 04-Feb-1993 | 1993        | 5           | 2      | FEB   | 4   | 2/4/1993  | 234,143      |                |              |                               |
| 05-Feb-1993 | 1993        | 5           | 2      | FEB   | 5   | 2/5/1993  | 232,718      |                |              |                               |
| 06-Feb-1993 | 1993        | 5           | 2      | FEB   | 6   | 2/6/1993  | 256,583      |                |              |                               |
| 07-Feb-1993 | 1993        | 5           | 2      | FEB   | 7   | 2/7/1993  | 250,466      |                |              |                               |
| 08-Feb-1993 | 1993        | 5           | 2      | FEB   | 8   | 2/8/1993  | 220,029      |                |              |                               |
| 09-Feb-1993 | 1993        | 5           | 2      | FEB   | 9   | 2/9/1993  | 212,137      |                |              |                               |
| 10-Feb-1993 | 1993        | 5           | 2      | FEB   | 10  | 2/10/1993 | 223,178      |                |              |                               |
| 11-Feb-1993 | 1993        | 5           | 2      | FEB   | 11  | 2/11/1993 | 238,786      |                |              |                               |
| 12-Feb-1993 | 1993        | 5           | 2      | FEB   | 12  | 2/12/1993 | 268,414      |                |              |                               |
| 13-Feb-1993 | 1993        | 5           | 2      | FEB   | 13  | 2/13/1993 | 316,832      |                |              |                               |
| 14-Feb-1993 | 1993        | 5           | 2      | FEB   | 14  | 2/14/1993 | 329,074      |                |              |                               |
| 15-Feb-1993 | 1993        | 5           | 2      | FEB   | 15  | 2/15/1993 | 312,052      |                |              |                               |
| 16-Feb-1993 | 1993        | 5           | 2      | FEB   | 16  | 2/16/1993 | 272,158      |                |              |                               |
| 17-Feb-1993 | 1993        | 5           | 2      | FEB   | 17  | 2/17/1993 | 263,019      |                |              |                               |
| 18-Feb-1993 | 1993        | 5           | 2      | FEB   | 18  | 2/18/1993 | 263,449      |                |              |                               |
| 19-Feb-1993 | 1993        | 5           | 2      | FEB   | 19  | 2/19/1993 | 283,033      |                |              |                               |
| 20-Feb-1993 | 1993        | 5           | 2      | FEB   | 20  | 2/20/1993 | 308,197      |                |              |                               |
| 21-Feb-1993 | 1993        | 5           | 2      | FEB   | 21  | 2/21/1993 | 302,703      |                |              |                               |
| 22-Feb-1993 | 1993        | 5           | 2      | FEB   | 22  | 2/22/1993 | 263,365      |                |              |                               |
| 23-Feb-1993 | 1993        | 5           | 2      | FEB   | 23  | 2/23/1993 | 253,350      |                |              |                               |
| 24-Feb-1993 | 1993        | 5           | 2      | FEB   | 24  | 2/24/1993 | 242,348      |                |              |                               |
| 25-Feb-1993 | 1993        | 5           | 2      | FEB   | 25  | 2/25/1993 | 272,193      |                |              |                               |
| 26-Feb-1993 | 1993        | 5           | 2      | FEB   | 26  | 2/26/1993 | 280,542      |                |              |                               |
| 27-Feb-1993 | 1993        | 5           | 2      | FEB   | 27  | 2/27/1993 | 305,083      |                |              |                               |
| 28-Feb-1993 | 1993        | 5           | 2      | FEB   | 28  | 2/28/1993 | 291,464      |                |              |                               |
| 01-Mar-1993 | 1993        | 6           | 3      | MAR   | 1   | 3/1/1993  | 176,483      |                |              |                               |
| 02-Mar-1993 | 1993        | 6           | 3      | MAR   | 2   | 3/2/1993  | 272,931      |                |              |                               |
| 03-Mar-1993 | 1993        | 6           | 3      | MAR   | 3   | 3/3/1993  | 271,955      |                |              |                               |
| 04-Mar-1993 | 1993        | 6           | 3      | MAR   | 4   | 3/4/1993  | 280,976      |                |              |                               |
| 05-Mar-1993 | 1993        | 6           | 3      | MAR   | 5   | 3/5/1993  | 284,679      |                |              |                               |
| 06-Mar-1993 | 1993        | 6           | 3      | MAR   | 6   | 3/6/1993  | 284,679      |                |              |                               |
| 07-Mar-1993 | 1993        | 6           | 3      | MAR   | 7   | 3/7/1993  | 284,679      |                |              |                               |
| 08-Mar-1993 | 1993        | 6           | 3      | MAR   | 8   | 3/8/1993  | 284,679      |                |              |                               |
| 09-Mar-1993 | 1993        | 6           | 3      | MAR   | 9   | 3/9/1993  | 284,679      |                |              |                               |
| 10-Mar-1993 | 1993        | 6           | 3      | MAR   | 10  | 3/10/1993 | 284,679      |                |              |                               |
| 11-Mar-1993 | 1993        | 6           | 3      | MAR   | 11  | 3/11/1993 | 284,679      |                |              |                               |
| 12-Mar-1993 | 1993        | 6           | 3      | MAR   | 12  | 3/12/1993 | 284,679      |                |              |                               |
| 13-Mar-1993 | 1993        | 6           | 3      | MAR   | 13  | 3/13/1993 | 284,679      |                |              |                               |
| 14-Mar-1993 | 1993        | 6           | 3      | MAR   | 14  | 3/14/1993 | 284,679      |                |              |                               |
| 15-Mar-1993 | 1993        | 6           | 3      | MAR   | 15  | 3/15/1993 | 284,679      |                |              |                               |
| 16-Mar-1993 | 1993        | 6           | 3      | MAR   | 16  | 3/16/1993 | 284,679      |                |              |                               |

|             |      |   |   |     |    |           |         |
|-------------|------|---|---|-----|----|-----------|---------|
| 17-Mar-1993 | 1993 | 6 | 3 | MAR | 17 | 3/17/1993 | 284,679 |
| 18-Mar-1993 | 1993 | 6 | 3 | MAR | 18 | 3/18/1993 | 377,160 |
| 19-Mar-1993 | 1993 | 6 | 3 | MAR | 19 | 3/19/1993 | 313,700 |
| 20-Mar-1993 | 1993 | 6 | 3 | MAR | 20 | 3/20/1993 | 309,470 |
| 21-Mar-1993 | 1993 | 6 | 3 | MAR | 21 | 3/21/1993 | 308,570 |
| 22-Mar-1993 | 1993 | 6 | 3 | MAR | 22 | 3/22/1993 | 313,700 |
| 23-Mar-1993 | 1993 | 6 | 3 | MAR | 23 | 3/23/1993 | 315,050 |
| 24-Mar-1993 | 1993 | 6 | 3 | MAR | 24 | 3/24/1993 | 314,560 |
| 25-Mar-1993 | 1993 | 6 | 3 | MAR | 25 | 3/25/1993 | 359,150 |
| 26-Mar-1993 | 1993 | 6 | 3 | MAR | 26 | 3/26/1993 | 339,280 |
| 27-Mar-1993 | 1993 | 6 | 3 | MAR | 27 | 3/27/1993 | 277,677 |
| 28-Mar-1993 | 1993 | 6 | 3 | MAR | 28 | 3/28/1993 | 277,677 |
| 29-Mar-1993 | 1993 | 6 | 3 | MAR | 29 | 3/29/1993 | 277,677 |
| 30-Mar-1993 | 1993 | 6 | 3 | MAR | 30 | 3/30/1993 | 98,700  |
| 31-Mar-1993 | 1993 | 6 | 3 | MAR | 31 | 3/31/1993 | 239,500 |
| 01-Apr-1993 | 1993 | 7 | 4 | APR | 1  | 4/1/1993  | 247,000 |
| 02-Apr-1993 | 1993 | 7 | 4 | APR | 2  | 4/2/1993  | 138,200 |
| 03-Apr-1993 | 1993 | 7 | 4 | APR | 3  | 4/3/1993  | 210,200 |
| 04-Apr-1993 | 1993 | 7 | 4 | APR | 4  | 4/4/1993  | 210,200 |
| 05-Apr-1993 | 1993 | 7 | 4 | APR | 5  | 4/5/1993  | 210,200 |
| 06-Apr-1993 | 1993 | 7 | 4 | APR | 6  | 4/6/1993  | 108,000 |
| 07-Apr-1993 | 1993 | 7 | 4 | APR | 7  | 4/7/1993  | 306,350 |
| 08-Apr-1993 | 1993 | 7 | 4 | APR | 8  | 4/8/1993  | 306,350 |
| 09-Apr-1993 | 1993 | 7 | 4 | APR | 9  | 4/9/1993  | 225,600 |
| 10-Apr-1993 | 1993 | 7 | 4 | APR | 10 | 4/10/1993 | 149,300 |
| 11-Apr-1993 | 1993 | 7 | 4 | APR | 11 | 4/11/1993 | 149,300 |
| 12-Apr-1993 | 1993 | 7 | 4 | APR | 12 | 4/12/1993 | 149,300 |
| 13-Apr-1993 | 1993 | 7 | 4 | APR | 13 | 4/13/1993 | 213,600 |
| 14-Apr-1993 | 1993 | 7 | 4 | APR | 14 | 4/14/1993 | 213,600 |
| 15-Apr-1993 | 1993 | 7 | 4 | APR | 15 | 4/15/1993 | 266,648 |
| 16-Apr-1993 | 1993 | 7 | 4 | APR | 16 | 4/16/1993 | 288,478 |
| 17-Apr-1993 | 1993 | 7 | 4 | APR | 17 | 4/17/1993 | 231,730 |
| 18-Apr-1993 | 1993 | 7 | 4 | APR | 18 | 4/18/1993 | 231,730 |
| 19-Apr-1993 | 1993 | 7 | 4 | APR | 19 | 4/19/1993 | 231,730 |
| 20-Apr-1993 | 1993 | 7 | 4 | APR | 20 | 4/20/1993 | 318,642 |
| 21-Apr-1993 | 1993 | 7 | 4 | APR | 21 | 4/21/1993 | 242,527 |
| 22-Apr-1993 | 1993 | 7 | 4 | APR | 22 | 4/22/1993 | 195,423 |
| 23-Apr-1993 | 1993 | 7 | 4 | APR | 23 | 4/23/1993 | 53,850  |
| 24-Apr-1993 | 1993 | 7 | 4 | APR | 24 | 4/24/1993 | 229,000 |
| 25-Apr-1993 | 1993 | 7 | 4 | APR | 25 | 4/25/1993 | 229,000 |
| 26-Apr-1993 | 1993 | 7 | 4 | APR | 26 | 4/26/1993 | 229,000 |
| 27-Apr-1993 | 1993 | 7 | 4 | APR | 27 | 4/27/1993 | 325,740 |
| 28-Apr-1993 | 1993 | 7 | 4 | APR | 28 | 4/28/1993 | 298,980 |
| 29-Apr-1993 | 1993 | 7 | 4 | APR | 29 | 4/29/1993 | 341,360 |
| 30-Apr-1993 | 1993 | 7 | 4 | APR | 30 | 4/30/1993 | 361,870 |
| 01-May-1993 | 1993 | 8 | 5 | MAY | 1  | 5/1/1993  | 326,300 |
| 02-May-1993 | 1993 | 8 | 5 | MAY | 2  | 5/2/1993  | 364,900 |
| 03-May-1993 | 1993 | 8 | 5 | MAY | 3  | 5/3/1993  | 445,080 |
| 04-May-1993 | 1993 | 8 | 5 | MAY | 4  | 5/4/1993  | 505,420 |
| 05-May-1993 | 1993 | 8 | 5 | MAY | 5  | 5/5/1993  | 519,310 |
| 06-May-1993 | 1993 | 8 | 5 | MAY | 6  | 5/6/1993  | 352,420 |
| 07-May-1993 | 1993 | 8 | 5 | MAY | 7  | 5/7/1993  | 175,410 |
| 08-May-1993 | 1993 | 8 | 5 | MAY | 8  | 5/8/1993  | 328,000 |
| 09-May-1993 | 1993 | 8 | 5 | MAY | 9  | 5/9/1993  | 328,000 |
| 10-May-1993 | 1993 | 8 | 5 | MAY | 10 | 5/10/1993 | 328,000 |
| 11-May-1993 | 1993 | 8 | 5 | MAY | 11 | 5/11/1993 | 275,210 |
| 12-May-1993 | 1993 | 8 | 5 | MAY | 12 | 5/12/1993 | 113,330 |
| 13-May-1993 | 1993 | 8 | 5 | MAY | 13 | 5/13/1993 | 113,300 |
| 14-May-1993 | 1993 | 8 | 5 | MAY | 14 | 5/14/1993 | 255,800 |
| 15-May-1993 | 1993 | 8 | 5 | MAY | 15 | 5/15/1993 | 808,550 |
| 16-May-1993 | 1993 | 8 | 5 | MAY | 16 | 5/16/1993 | 808,550 |
| 17-May-1993 | 1993 | 8 | 5 | MAY | 17 | 5/17/1993 | 808,550 |
| 18-May-1993 | 1993 | 8 | 5 | MAY | 18 | 5/18/1993 | 877,360 |
| 19-May-1993 | 1993 | 8 | 5 | MAY | 19 | 5/19/1993 | 522,200 |
| 20-May-1993 | 1993 | 8 | 5 | MAY | 20 | 5/20/1993 | 807,500 |
| 21-May-1993 | 1993 | 8 | 5 | MAY | 21 | 5/21/1993 | 677,600 |
| 22-May-1993 | 1993 | 8 | 5 | MAY | 22 | 5/22/1993 | 766,467 |
| 23-May-1993 | 1993 | 8 | 5 | MAY | 23 | 5/23/1993 | 766,467 |
| 24-May-1993 | 1993 | 8 | 5 | MAY | 24 | 5/24/1993 | 766,467 |
| 25-May-1993 | 1993 | 8 | 5 | MAY | 25 | 5/25/1993 | 750,000 |
| 26-May-1993 | 1993 | 8 | 5 | MAY | 26 | 5/26/1993 | 579,500 |
| 27-May-1993 | 1993 | 8 | 5 | MAY | 27 | 5/27/1993 | 579,500 |
| 28-May-1993 | 1993 | 8 | 5 | MAY | 28 | 5/28/1993 | 579,500 |
| 29-May-1993 | 1993 | 8 | 5 | MAY | 29 | 5/29/1993 | 494,875 |
| 30-May-1993 | 1993 | 8 | 5 | MAY | 30 | 5/30/1993 | 494,875 |
| 31-May-1993 | 1993 | 8 | 5 | MAY | 31 | 5/31/1993 | 494,875 |
| 01-Jun-1993 | 1993 | 9 | 6 | JUN | 1  | 6/1/1993  | 563,200 |
| 02-Jun-1993 | 1993 | 9 | 6 | JUN | 2  | 6/2/1993  | 563,200 |
| 03-Jun-1993 | 1993 | 9 | 6 | JUN | 3  | 6/3/1993  | 468,300 |

|             |      |    |   |     |    |           |         |
|-------------|------|----|---|-----|----|-----------|---------|
| 04-Jun-1993 | 1993 | 9  | 6 | JUN | 4  | 6/4/1993  | 489,700 |
| 05-Jun-1993 | 1993 | 9  | 6 | JUN | 5  | 6/5/1993  | 438,800 |
| 06-Jun-1993 | 1993 | 9  | 6 | JUN | 6  | 6/6/1993  | 476,600 |
| 07-Jun-1993 | 1993 | 9  | 6 | JUN | 7  | 6/7/1993  | 686,900 |
| 08-Jun-1993 | 1993 | 9  | 6 | JUN | 8  | 6/8/1993  | 668,700 |
| 09-Jun-1993 | 1993 | 9  | 6 | JUN | 9  | 6/9/1993  | 608,600 |
| 10-Jun-1993 | 1993 | 9  | 6 | JUN | 10 | 6/10/1993 | 583,100 |
| 11-Jun-1993 | 1993 | 9  | 6 | JUN | 11 | 6/11/1993 | 550,600 |
| 12-Jun-1993 | 1993 | 9  | 6 | JUN | 12 | 6/12/1993 | 592,200 |
| 13-Jun-1993 | 1993 | 9  | 6 | JUN | 13 | 6/13/1993 | 599,100 |
| 14-Jun-1993 | 1993 | 9  | 6 | JUN | 14 | 6/14/1993 | 599,100 |
| 15-Jun-1993 | 1993 | 9  | 6 | JUN | 15 | 6/15/1993 | 591,600 |
| 16-Jun-1993 | 1993 | 9  | 6 | JUN | 16 | 6/16/1993 | 591,600 |
| 17-Jun-1993 | 1993 | 9  | 6 | JUN | 17 | 6/17/1993 | 639,900 |
| 18-Jun-1993 | 1993 | 9  | 6 | JUN | 18 | 6/18/1993 | 417,700 |
| 19-Jun-1993 | 1993 | 9  | 6 | JUN | 19 | 6/19/1993 | 360,000 |
| 20-Jun-1993 | 1993 | 9  | 6 | JUN | 20 | 6/20/1993 | 360,000 |
| 21-Jun-1993 | 1993 | 9  | 6 | JUN | 21 | 6/21/1993 | 360,000 |
| 22-Jun-1993 | 1993 | 9  | 6 | JUN | 22 | 6/22/1993 | 360,000 |
| 23-Jun-1993 | 1993 | 9  | 6 | JUN | 23 | 6/23/1993 | 474,300 |
| 24-Jun-1993 | 1993 | 9  | 6 | JUN | 24 | 6/24/1993 | 426,600 |
| 25-Jun-1993 | 1993 | 9  | 6 | JUN | 25 | 6/25/1993 | 600,400 |
| 26-Jun-1993 | 1993 | 9  | 6 | JUN | 26 | 6/26/1993 | 447,000 |
| 27-Jun-1993 | 1993 | 9  | 6 | JUN | 27 | 6/27/1993 | 447,000 |
| 28-Jun-1993 | 1993 | 9  | 6 | JUN | 28 | 6/28/1993 | 216,401 |
| 29-Jun-1993 | 1993 | 9  | 6 | JUN | 29 | 6/29/1993 | 216,401 |
| 30-Jun-1993 | 1993 | 9  | 6 | JUN | 30 | 6/30/1993 | 216,401 |
| 01-Jul-1993 | 1993 | 10 | 7 | JUL | 1  | 7/1/1993  | 461,864 |
| 02-Jul-1993 | 1993 | 10 | 7 | JUL | 2  | 7/2/1993  | 461,864 |
| 03-Jul-1993 | 1993 | 10 | 7 | JUL | 3  | 7/3/1993  | 461,864 |
| 04-Jul-1993 | 1993 | 10 | 7 | JUL | 4  | 7/4/1993  | 461,864 |
| 05-Jul-1993 | 1993 | 10 | 7 | JUL | 5  | 7/5/1993  | 461,864 |
| 06-Jul-1993 | 1993 | 10 | 7 | JUL | 6  | 7/6/1993  | 461,864 |
| 07-Jul-1993 | 1993 | 10 | 7 | JUL | 7  | 7/7/1993  | 461,864 |
| 08-Jul-1993 | 1993 | 10 | 7 | JUL | 8  | 7/8/1993  | 461,864 |
| 09-Jul-1993 | 1993 | 10 | 7 | JUL | 9  | 7/9/1993  | 461,864 |
| 10-Jul-1993 | 1993 | 10 | 7 | JUL | 10 | 7/10/1993 | 461,864 |
| 11-Jul-1993 | 1993 | 10 | 7 | JUL | 11 | 7/11/1993 | 461,864 |
| 12-Jul-1993 | 1993 | 10 | 7 | JUL | 12 | 7/12/1993 | 461,864 |
| 13-Jul-1993 | 1993 | 10 | 7 | JUL | 13 | 7/13/1993 | 461,864 |
| 14-Jul-1993 | 1993 | 10 | 7 | JUL | 14 | 7/14/1993 | 461,864 |
| 15-Jul-1993 | 1993 | 10 | 7 | JUL | 15 | 7/15/1993 | 461,864 |
| 16-Jul-1993 | 1993 | 10 | 7 | JUL | 16 | 7/16/1993 | 558,990 |
| 17-Jul-1993 | 1993 | 10 | 7 | JUL | 17 | 7/17/1993 | 273,645 |
| 18-Jul-1993 | 1993 | 10 | 7 | JUL | 18 | 7/18/1993 | 493,974 |
| 19-Jul-1993 | 1993 | 10 | 7 | JUL | 19 | 7/19/1993 | 661,670 |
| 20-Jul-1993 | 1993 | 10 | 7 | JUL | 20 | 7/20/1993 | 294,918 |
| 21-Jul-1993 | 1993 | 10 | 7 | JUL | 21 | 7/21/1993 | 475,155 |
| 22-Jul-1993 | 1993 | 10 | 7 | JUL | 22 | 7/22/1993 | 598,417 |
| 23-Jul-1993 | 1993 | 10 | 7 | JUL | 23 | 7/23/1993 | 435,338 |
| 24-Jul-1993 | 1993 | 10 | 7 | JUL | 24 | 7/24/1993 | 239,011 |
| 25-Jul-1993 | 1993 | 10 | 7 | JUL | 25 | 7/25/1993 | 165,734 |
| 26-Jul-1993 | 1993 | 10 | 7 | JUL | 26 | 7/26/1993 | 433,900 |
| 27-Jul-1993 | 1993 | 10 | 7 | JUL | 27 | 7/27/1993 | 696,539 |
| 28-Jul-1993 | 1993 | 10 | 7 | JUL | 28 | 7/28/1993 | 509,413 |
| 29-Jul-1993 | 1993 | 10 | 7 | JUL | 29 | 7/29/1993 | 650,411 |
| 30-Jul-1993 | 1993 | 10 | 7 | JUL | 30 | 7/30/1993 | 469,581 |
| 31-Jul-1993 | 1993 | 10 | 7 | JUL | 31 | 7/31/1993 | 433,135 |
| 01-Aug-1993 | 1993 | 11 | 8 | AUG | 1  | 8/1/1993  | 233,430 |
| 02-Aug-1993 | 1993 | 11 | 8 | AUG | 2  | 8/2/1993  | 479,540 |
| 03-Aug-1993 | 1993 | 11 | 8 | AUG | 3  | 8/3/1993  | 427,904 |
| 04-Aug-1993 | 1993 | 11 | 8 | AUG | 4  | 8/4/1993  | 421,095 |
| 05-Aug-1993 | 1993 | 11 | 8 | AUG | 5  | 8/5/1993  | 422,671 |
| 06-Aug-1993 | 1993 | 11 | 8 | AUG | 6  | 8/6/1993  | 427,273 |
| 07-Aug-1993 | 1993 | 11 | 8 | AUG | 7  | 8/7/1993  | 435,078 |
| 08-Aug-1993 | 1993 | 11 | 8 | AUG | 8  | 8/8/1993  | 483,636 |
| 09-Aug-1993 | 1993 | 11 | 8 | AUG | 9  | 8/9/1993  | 447,791 |
| 10-Aug-1993 | 1993 | 11 | 8 | AUG | 10 | 8/10/1993 | 428,855 |
| 11-Aug-1993 | 1993 | 11 | 8 | AUG | 11 | 8/11/1993 | 440,451 |
| 12-Aug-1993 | 1993 | 11 | 8 | AUG | 12 | 8/12/1993 | 429,050 |
| 13-Aug-1993 | 1993 | 11 | 8 | AUG | 13 | 8/13/1993 | 428,169 |
| 14-Aug-1993 | 1993 | 11 | 8 | AUG | 14 | 8/14/1993 | 422,048 |
| 15-Aug-1993 | 1993 | 11 | 8 | AUG | 15 | 8/15/1993 | 405,052 |
| 16-Aug-1993 | 1993 | 11 | 8 | AUG | 16 | 8/16/1993 | 388,332 |
| 17-Aug-1993 | 1993 | 11 | 8 | AUG | 17 | 8/17/1993 | 376,267 |
| 18-Aug-1993 | 1993 | 11 | 8 | AUG | 18 | 8/18/1993 | 386,560 |
| 19-Aug-1993 | 1993 | 11 | 8 | AUG | 19 | 8/19/1993 | 397,707 |
| 20-Aug-1993 | 1993 | 11 | 8 | AUG | 20 | 8/20/1993 | 392,708 |
| 21-Aug-1993 | 1993 | 11 | 8 | AUG | 21 | 8/21/1993 | 422,907 |

|             |      |    |    |     |    |            |         |
|-------------|------|----|----|-----|----|------------|---------|
| 22-Aug-1993 | 1993 | 11 | 8  | AUG | 22 | 8/22/1993  | 416,335 |
| 23-Aug-1993 | 1993 | 11 | 8  | AUG | 23 | 8/23/1993  | 371,191 |
| 24-Aug-1993 | 1993 | 11 | 8  | AUG | 24 | 8/24/1993  | 358,761 |
| 25-Aug-1993 | 1993 | 11 | 8  | AUG | 25 | 8/25/1993  | 354,861 |
| 26-Aug-1993 | 1993 | 11 | 8  | AUG | 26 | 8/26/1993  | 357,132 |
| 27-Aug-1993 | 1993 | 11 | 8  | AUG | 27 | 8/27/1993  | 340,335 |
| 28-Aug-1993 | 1993 | 11 | 8  | AUG | 28 | 8/28/1993  | 339,771 |
| 29-Aug-1993 | 1993 | 11 | 8  | AUG | 29 | 8/29/1993  | 319,947 |
| 30-Aug-1993 | 1993 | 11 | 8  | AUG | 30 | 8/30/1993  | 309,306 |
| 31-Aug-1993 | 1993 | 11 | 8  | AUG | 31 | 8/31/1993  | 299,962 |
| 01-Sep-1993 | 1993 | 12 | 9  | SEP | 1  | 9/1/1993   | 299,962 |
| 02-Sep-1993 | 1993 | 12 | 9  | SEP | 2  | 9/2/1993   | 282,996 |
| 03-Sep-1993 | 1993 | 12 | 9  | SEP | 3  | 9/3/1993   | 329,443 |
| 04-Sep-1993 | 1993 | 12 | 9  | SEP | 4  | 9/4/1993   | 372,650 |
| 05-Sep-1993 | 1993 | 12 | 9  | SEP | 5  | 9/5/1993   | 375,636 |
| 06-Sep-1993 | 1993 | 12 | 9  | SEP | 6  | 9/6/1993   | 363,364 |
| 07-Sep-1993 | 1993 | 12 | 9  | SEP | 7  | 9/7/1993   | 352,064 |
| 08-Sep-1993 | 1993 | 12 | 9  | SEP | 8  | 9/8/1993   | 365,656 |
| 09-Sep-1993 | 1993 | 12 | 9  | SEP | 9  | 9/9/1993   | 334,009 |
| 10-Sep-1993 | 1993 | 12 | 9  | SEP | 10 | 9/10/1993  | 335,515 |
| 11-Sep-1993 | 1993 | 12 | 9  | SEP | 11 | 9/11/1993  | 359,437 |
| 12-Sep-1993 | 1993 | 12 | 9  | SEP | 12 | 9/12/1993  | 408,974 |
| 13-Sep-1993 | 1993 | 12 | 9  | SEP | 13 | 9/13/1993  | 342,085 |
| 14-Sep-1993 | 1993 | 12 | 9  | SEP | 14 | 9/14/1993  | 383,919 |
| 15-Sep-1993 | 1993 | 12 | 9  | SEP | 15 | 9/15/1993  | 287,517 |
| 16-Sep-1993 | 1993 | 12 | 9  | SEP | 16 | 9/16/1993  | 493,636 |
| 17-Sep-1993 | 1993 | 12 | 9  | SEP | 17 | 9/17/1993  | 511,708 |
| 18-Sep-1993 | 1993 | 12 | 9  | SEP | 18 | 9/18/1993  | 383,529 |
| 19-Sep-1993 | 1993 | 12 | 9  | SEP | 19 | 9/19/1993  | 350,257 |
| 20-Sep-1993 | 1993 | 12 | 9  | SEP | 20 | 9/20/1993  | 419,582 |
| 21-Sep-1993 | 1993 | 12 | 9  | SEP | 21 | 9/21/1993  | 316,666 |
| 22-Sep-1993 | 1993 | 12 | 9  | SEP | 22 | 9/22/1993  | 352,652 |
| 23-Sep-1993 | 1993 | 12 | 9  | SEP | 23 | 9/23/1993  | 500,687 |
| 24-Sep-1993 | 1993 | 12 | 9  | SEP | 24 | 9/24/1993  | 539,632 |
| 25-Sep-1993 | 1993 | 12 | 9  | SEP | 25 | 9/25/1993  | 534,781 |
| 26-Sep-1993 | 1993 | 12 | 9  | SEP | 26 | 9/26/1993  | 531,230 |
| 27-Sep-1993 | 1993 | 12 | 9  | SEP | 27 | 9/27/1993  | 531,230 |
| 28-Sep-1993 | 1993 | 12 | 9  | SEP | 28 | 9/28/1993  | 537,968 |
| 29-Sep-1993 | 1993 | 12 | 9  | SEP | 29 | 9/29/1993  | 521,644 |
| 30-Sep-1993 | 1993 | 12 | 9  | SEP | 30 | 9/30/1993  | 650,000 |
| 01-Oct-1993 | 1993 | 1  | 10 | OCT | 1  | 10/1/1993  | 208,000 |
| 02-Oct-1993 | 1993 | 1  | 10 | OCT | 2  | 10/2/1993  | 188,055 |
| 03-Oct-1993 | 1993 | 1  | 10 | OCT | 3  | 10/3/1993  | 239,350 |
| 04-Oct-1993 | 1993 | 1  | 10 | OCT | 4  | 10/4/1993  | 186,424 |
| 05-Oct-1993 | 1993 | 1  | 10 | OCT | 5  | 10/5/1993  | 186,143 |
| 06-Oct-1993 | 1993 | 1  | 10 | OCT | 6  | 10/6/1993  | 164,334 |
| 07-Oct-1993 | 1993 | 1  | 10 | OCT | 7  | 10/7/1993  | 151,127 |
| 08-Oct-1993 | 1993 | 1  | 10 | OCT | 8  | 10/8/1993  | 147,572 |
| 09-Oct-1993 | 1993 | 1  | 10 | OCT | 9  | 10/9/1993  | 149,828 |
| 10-Oct-1993 | 1993 | 1  | 10 | OCT | 10 | 10/10/1993 | 149,992 |
| 11-Oct-1993 | 1993 | 1  | 10 | OCT | 11 | 10/11/1993 | 152,377 |
| 12-Oct-1993 | 1993 | 1  | 10 | OCT | 12 | 10/12/1993 | 151,918 |
| 13-Oct-1993 | 1993 | 1  | 10 | OCT | 13 | 10/13/1993 | 142,833 |
| 14-Oct-1993 | 1993 | 1  | 10 | OCT | 14 | 10/14/1993 | 205,103 |
| 15-Oct-1993 | 1993 | 1  | 10 | OCT | 15 | 10/15/1993 | 181,340 |
| 16-Oct-1993 | 1993 | 1  | 10 | OCT | 16 | 10/16/1993 | 154,160 |
| 17-Oct-1993 | 1993 | 1  | 10 | OCT | 17 | 10/17/1993 | 157,000 |
| 18-Oct-1993 | 1993 | 1  | 10 | OCT | 18 | 10/18/1993 | 162,900 |
| 19-Oct-1993 | 1993 | 1  | 10 | OCT | 19 | 10/19/1993 | 260,966 |
| 20-Oct-1993 | 1993 | 1  | 10 | OCT | 20 | 10/20/1993 | 400,916 |
| 21-Oct-1993 | 1993 | 1  | 10 | OCT | 21 | 10/21/1993 | 458,662 |
| 22-Oct-1993 | 1993 | 1  | 10 | OCT | 22 | 10/22/1993 | 365,005 |
| 23-Oct-1993 | 1993 | 1  | 10 | OCT | 23 | 10/23/1993 | 172,339 |
| 24-Oct-1993 | 1993 | 1  | 10 | OCT | 24 | 10/24/1993 | 149,020 |
| 25-Oct-1993 | 1993 | 1  | 10 | OCT | 25 | 10/25/1993 | 140,496 |
| 26-Oct-1993 | 1993 | 1  | 10 | OCT | 26 | 10/26/1993 | 114,348 |
| 27-Oct-1993 | 1993 | 1  | 10 | OCT | 27 | 10/27/1993 | 111,956 |
| 28-Oct-1993 | 1993 | 1  | 10 | OCT | 28 | 10/28/1993 | 143,752 |
| 29-Oct-1993 | 1993 | 1  | 10 | OCT | 29 | 10/29/1993 | 153,240 |
| 30-Oct-1993 | 1993 | 1  | 10 | OCT | 30 | 10/30/1993 | 154,783 |
| 31-Oct-1993 | 1993 | 1  | 10 | OCT | 31 | 10/31/1993 | 164,134 |
| 01-Nov-1993 | 1993 | 2  | 11 | NOV | 1  | 11/1/1993  | 112,250 |
| 02-Nov-1993 | 1993 | 2  | 11 | NOV | 2  | 11/2/1993  | 80,605  |
| 03-Nov-1993 | 1993 | 2  | 11 | NOV | 3  | 11/3/1993  | 99,975  |
| 04-Nov-1993 | 1993 | 2  | 11 | NOV | 4  | 11/4/1993  | 158,372 |
| 05-Nov-1993 | 1993 | 2  | 11 | NOV | 5  | 11/5/1993  | 197,663 |
| 06-Nov-1993 | 1993 | 2  | 11 | NOV | 6  | 11/6/1993  | 143,150 |
| 07-Nov-1993 | 1993 | 2  | 11 | NOV | 7  | 11/7/1993  | 135,933 |
| 08-Nov-1993 | 1993 | 2  | 11 | NOV | 8  | 11/8/1993  | 151,081 |



|             |      |   |    |     |    |            |         |
|-------------|------|---|----|-----|----|------------|---------|
| 09-Nov-1993 | 1993 | 2 | 11 | NOV | 9  | 11/9/1993  | 151,081 |
| 10-Nov-1993 | 1993 | 2 | 11 | NOV | 10 | 11/10/1993 | 122,676 |
| 11-Nov-1993 | 1993 | 2 | 11 | NOV | 11 | 11/11/1993 | 116,684 |
| 12-Nov-1993 | 1993 | 2 | 11 | NOV | 12 | 11/12/1993 | 110,473 |
| 13-Nov-1993 | 1993 | 2 | 11 | NOV | 13 | 11/13/1993 | 115,886 |
| 14-Nov-1993 | 1993 | 2 | 11 | NOV | 14 | 11/14/1993 | 121,701 |
| 15-Nov-1993 | 1993 | 2 | 11 | NOV | 15 | 11/15/1993 | 118,055 |
| 16-Nov-1993 | 1993 | 2 | 11 | NOV | 16 | 11/16/1993 | 105,351 |
| 17-Nov-1993 | 1993 | 2 | 11 | NOV | 17 | 11/17/1993 | 119,399 |
| 18-Nov-1993 | 1993 | 2 | 11 | NOV | 18 | 11/18/1993 | 120,437 |
| 19-Nov-1993 | 1993 | 2 | 11 | NOV | 19 | 11/19/1993 | 113,219 |
| 20-Nov-1993 | 1993 | 2 | 11 | NOV | 20 | 11/20/1993 | 125,026 |
| 21-Nov-1993 | 1993 | 2 | 11 | NOV | 21 | 11/21/1993 | 130,515 |
| 22-Nov-1993 | 1993 | 2 | 11 | NOV | 22 | 11/22/1993 | 140,596 |
| 23-Nov-1993 | 1993 | 2 | 11 | NOV | 23 | 11/23/1993 | 139,871 |
| 24-Nov-1993 | 1993 | 2 | 11 | NOV | 24 | 11/24/1993 | 314,363 |
| 25-Nov-1993 | 1993 | 2 | 11 | NOV | 25 | 11/25/1993 | 158,617 |
| 26-Nov-1993 | 1993 | 2 | 11 | NOV | 26 | 11/26/1993 | 161,533 |
| 27-Nov-1993 | 1993 | 2 | 11 | NOV | 27 | 11/27/1993 | 163,162 |
| 28-Nov-1993 | 1993 | 2 | 11 | NOV | 28 | 11/28/1993 | 151,124 |
| 29-Nov-1993 | 1993 | 2 | 11 | NOV | 29 | 11/29/1993 | 140,671 |
| 30-Nov-1993 | 1993 | 2 | 11 | NOV | 30 | 11/30/1993 | 136,736 |
| 01-Dec-1993 | 1993 | 3 | 12 | DEC | 1  | 12/1/1993  | 135,095 |
| 02-Dec-1993 | 1993 | 3 | 12 | DEC | 2  | 12/2/1993  | 138,592 |
| 03-Dec-1993 | 1993 | 3 | 12 | DEC | 3  | 12/3/1993  | 147,884 |
| 04-Dec-1993 | 1993 | 3 | 12 | DEC | 4  | 12/4/1993  | 166,465 |
| 05-Dec-1993 | 1993 | 3 | 12 | DEC | 5  | 12/5/1993  | 175,827 |
| 06-Dec-1993 | 1993 | 3 | 12 | DEC | 6  | 12/6/1993  | 165,805 |
| 07-Dec-1993 | 1993 | 3 | 12 | DEC | 7  | 12/7/1993  | 156,591 |
| 08-Dec-1993 | 1993 | 3 | 12 | DEC | 8  | 12/8/1993  | 162,051 |
| 09-Dec-1993 | 1993 | 3 | 12 | DEC | 9  | 12/9/1993  | 170,953 |
| 10-Dec-1993 | 1993 | 3 | 12 | DEC | 10 | 12/10/1993 | 184,635 |
| 11-Dec-1993 | 1993 | 3 | 12 | DEC | 11 | 12/11/1993 | 193,315 |
| 12-Dec-1993 | 1993 | 3 | 12 | DEC | 12 | 12/12/1993 | 212,300 |
| 13-Dec-1993 | 1993 | 3 | 12 | DEC | 13 | 12/13/1993 | 196,093 |
| 14-Dec-1993 | 1993 | 3 | 12 | DEC | 14 | 12/14/1993 | 187,166 |
| 15-Dec-1993 | 1993 | 3 | 12 | DEC | 15 | 12/15/1993 | 180,298 |
| 16-Dec-1993 | 1993 | 3 | 12 | DEC | 16 | 12/16/1993 | 185,061 |
| 17-Dec-1993 | 1993 | 3 | 12 | DEC | 17 | 12/17/1993 | 198,427 |
| 18-Dec-1993 | 1993 | 3 | 12 | DEC | 18 | 12/18/1993 | 224,909 |
| 19-Dec-1993 | 1993 | 3 | 12 | DEC | 19 | 12/19/1993 | 237,987 |
| 20-Dec-1993 | 1993 | 3 | 12 | DEC | 20 | 12/20/1993 | 146,532 |
| 21-Dec-1993 | 1993 | 3 | 12 | DEC | 21 | 12/21/1993 | 263,416 |
| 22-Dec-1993 | 1993 | 3 | 12 | DEC | 22 | 12/22/1993 | 272,433 |
| 23-Dec-1993 | 1993 | 3 | 12 | DEC | 23 | 12/23/1993 | 274,980 |
| 24-Dec-1993 | 1993 | 3 | 12 | DEC | 24 | 12/24/1993 | 299,015 |
| 25-Dec-1993 | 1993 | 3 | 12 | DEC | 25 | 12/25/1993 | 295,560 |
| 26-Dec-1993 | 1993 | 3 | 12 | DEC | 26 | 12/26/1993 | 307,910 |
| 27-Dec-1993 | 1993 | 3 | 12 | DEC | 27 | 12/27/1993 | 342,105 |
| 28-Dec-1993 | 1993 | 3 | 12 | DEC | 28 | 12/28/1993 | 367,130 |
| 29-Dec-1993 | 1993 | 3 | 12 | DEC | 29 | 12/29/1993 | 362,887 |
| 30-Dec-1993 | 1993 | 3 | 12 | DEC | 30 | 12/30/1993 | 359,423 |
| 31-Dec-1993 | 1993 | 3 | 12 | DEC | 31 | 12/31/1993 | 397,705 |
| 01-Jan-1994 | 1994 | 4 | 1  | JAN | 1  | 1/1/1994   | 324,300 |
| 02-Jan-1994 | 1994 | 4 | 1  | JAN | 2  | 1/2/1994   | 306,400 |
| 03-Jan-1994 | 1994 | 4 | 1  | JAN | 3  | 1/3/1994   | 269,250 |
| 04-Jan-1994 | 1994 | 4 | 1  | JAN | 4  | 1/4/1994   | 269,250 |
| 05-Jan-1994 | 1994 | 4 | 1  | JAN | 5  | 1/5/1994   | 224,084 |
| 06-Jan-1994 | 1994 | 4 | 1  | JAN | 6  | 1/6/1994   | 232,060 |
| 07-Jan-1994 | 1994 | 4 | 1  | JAN | 7  | 1/7/1994   | 232,966 |
| 08-Jan-1994 | 1994 | 4 | 1  | JAN | 8  | 1/8/1994   | 255,677 |
| 09-Jan-1994 | 1994 | 4 | 1  | JAN | 9  | 1/9/1994   | 202,300 |
| 10-Jan-1994 | 1994 | 4 | 1  | JAN | 10 | 1/10/1994  | 256,642 |
| 11-Jan-1994 | 1994 | 4 | 1  | JAN | 11 | 1/11/1994  | 248,984 |
| 12-Jan-1994 | 1994 | 4 | 1  | JAN | 12 | 1/12/1994  | 226,738 |
| 13-Jan-1994 | 1994 | 4 | 1  | JAN | 13 | 1/13/1994  | 210,741 |
| 14-Jan-1994 | 1994 | 4 | 1  | JAN | 14 | 1/14/1994  | 217,067 |
| 15-Jan-1994 | 1994 | 4 | 1  | JAN | 15 | 1/15/1994  | 261,030 |
| 16-Jan-1994 | 1994 | 4 | 1  | JAN | 16 | 1/16/1994  | 269,080 |
| 17-Jan-1994 | 1994 | 4 | 1  | JAN | 17 | 1/17/1994  | 255,870 |
| 18-Jan-1994 | 1994 | 4 | 1  | JAN | 18 | 1/18/1994  | 235,413 |
| 19-Jan-1994 | 1994 | 4 | 1  | JAN | 19 | 1/19/1994  | 230,643 |
| 20-Jan-1994 | 1994 | 4 | 1  | JAN | 20 | 1/20/1994  | 237,366 |
| 21-Jan-1994 | 1994 | 4 | 1  | JAN | 21 | 1/21/1994  | 254,173 |
| 22-Jan-1994 | 1994 | 4 | 1  | JAN | 22 | 1/22/1994  | 278,949 |
| 23-Jan-1994 | 1994 | 4 | 1  | JAN | 23 | 1/23/1994  | 276,607 |
| 24-Jan-1994 | 1994 | 4 | 1  | JAN | 24 | 1/24/1994  | 250,944 |
| 25-Jan-1994 | 1994 | 4 | 1  | JAN | 25 | 1/25/1994  | 223,778 |
| 26-Jan-1994 | 1994 | 4 | 1  | JAN | 26 | 1/26/1994  | 221,173 |

|             |      |   |   |     |    |           |         |
|-------------|------|---|---|-----|----|-----------|---------|
| 27-Jan-1994 | 1994 | 4 | 1 | JAN | 27 | 1/27/1994 | 223,656 |
| 28-Jan-1994 | 1994 | 4 | 1 | JAN | 28 | 1/28/1994 | 235,370 |
| 29-Jan-1994 | 1994 | 4 | 1 | JAN | 29 | 1/29/1994 | 251,795 |
| 30-Jan-1994 | 1994 | 4 | 1 | JAN | 30 | 1/30/1994 | 235,155 |
| 31-Jan-1994 | 1994 | 4 | 1 | JAN | 31 | 1/31/1994 | 206,672 |
| 01-Feb-1994 | 1994 | 5 | 2 | FEB | 1  | 2/1/1994  | 262,058 |
| 02-Feb-1994 | 1994 | 5 | 2 | FEB | 2  | 2/2/1994  | 199,997 |
| 03-Feb-1994 | 1994 | 5 | 2 | FEB | 3  | 2/3/1994  | 212,676 |
| 04-Feb-1994 | 1994 | 5 | 2 | FEB | 4  | 2/4/1994  | 218,040 |
| 05-Feb-1994 | 1994 | 5 | 2 | FEB | 5  | 2/5/1994  | 252,208 |
| 06-Feb-1994 | 1994 | 5 | 2 | FEB | 6  | 2/6/1994  | 248,711 |
| 07-Feb-1994 | 1994 | 5 | 2 | FEB | 7  | 2/7/1994  | 227,421 |
| 08-Feb-1994 | 1994 | 5 | 2 | FEB | 8  | 2/8/1994  | 219,994 |
| 09-Feb-1994 | 1994 | 5 | 2 | FEB | 9  | 2/9/1994  | 212,131 |
| 10-Feb-1994 | 1994 | 5 | 2 | FEB | 10 | 2/10/1994 | 215,259 |
| 11-Feb-1994 | 1994 | 5 | 2 | FEB | 11 | 2/11/1994 | 235,404 |
| 12-Feb-1994 | 1994 | 5 | 2 | FEB | 12 | 2/12/1994 | 269,550 |
| 13-Feb-1994 | 1994 | 5 | 2 | FEB | 13 | 2/13/1994 | 264,021 |
| 14-Feb-1994 | 1994 | 5 | 2 | FEB | 14 | 2/14/1994 | 234,519 |
| 15-Feb-1994 | 1994 | 5 | 2 | FEB | 15 | 2/15/1994 | 214,751 |
| 16-Feb-1994 | 1994 | 5 | 2 | FEB | 16 | 2/16/1994 | 207,378 |
| 17-Feb-1994 | 1994 | 5 | 2 | FEB | 17 | 2/17/1994 | 237,336 |
| 18-Feb-1994 | 1994 | 5 | 2 | FEB | 18 | 2/18/1994 | 268,218 |
| 19-Feb-1994 | 1994 | 5 | 2 | FEB | 19 | 2/19/1994 | 197,663 |
| 20-Feb-1994 | 1994 | 5 | 2 | FEB | 20 | 2/20/1994 | 344,205 |
| 21-Feb-1994 | 1994 | 5 | 2 | FEB | 21 | 2/21/1994 | 333,662 |
| 22-Feb-1994 | 1994 | 5 | 2 | FEB | 22 | 2/22/1994 | 300,025 |
| 23-Feb-1994 | 1994 | 5 | 2 | FEB | 23 | 2/23/1994 | 306,199 |
| 24-Feb-1994 | 1994 | 5 | 2 | FEB | 24 | 2/24/1994 | 309,152 |
| 25-Feb-1994 | 1994 | 5 | 2 | FEB | 25 | 2/25/1994 | 303,322 |
| 26-Feb-1994 | 1994 | 5 | 2 | FEB | 26 | 2/26/1994 | 317,351 |
| 27-Feb-1994 | 1994 | 5 | 2 | FEB | 27 | 2/27/1994 | 294,777 |
| 28-Feb-1994 | 1994 | 5 | 2 | FEB | 28 | 2/28/1994 | 300,000 |
| 01-Mar-1994 | 1994 | 6 | 3 | MAR | 1  | 3/1/1994  | 249,221 |
| 02-Mar-1994 | 1994 | 6 | 3 | MAR | 2  | 3/2/1994  | 247,274 |
| 03-Mar-1994 | 1994 | 6 | 3 | MAR | 3  | 3/3/1994  | 253,139 |
| 04-Mar-1994 | 1994 | 6 | 3 | MAR | 4  | 3/4/1994  | 267,996 |
| 05-Mar-1994 | 1994 | 6 | 3 | MAR | 5  | 3/5/1994  | 299,097 |
| 06-Mar-1994 | 1994 | 6 | 3 | MAR | 6  | 3/6/1994  | 311,882 |
| 07-Mar-1994 | 1994 | 6 | 3 | MAR | 7  | 3/7/1994  | 282,863 |
| 08-Mar-1994 | 1994 | 6 | 3 | MAR | 8  | 3/8/1994  | 284,650 |
| 09-Mar-1994 | 1994 | 6 | 3 | MAR | 9  | 3/9/1994  | 275,261 |
| 10-Mar-1994 | 1994 | 6 | 3 | MAR | 10 | 3/10/1994 | 282,589 |
| 11-Mar-1994 | 1994 | 6 | 3 | MAR | 11 | 3/11/1994 | 285,089 |
| 12-Mar-1994 | 1994 | 6 | 3 | MAR | 12 | 3/12/1994 | 297,044 |
| 13-Mar-1994 | 1994 | 6 | 3 | MAR | 13 | 3/13/1994 | 292,332 |
| 14-Mar-1994 | 1994 | 6 | 3 | MAR | 14 | 3/14/1994 | 280,816 |
| 15-Mar-1994 | 1994 | 6 | 3 | MAR | 15 | 3/15/1994 | 272,951 |
| 16-Mar-1994 | 1994 | 6 | 3 | MAR | 16 | 3/16/1994 | 274,910 |
| 17-Mar-1994 | 1994 | 6 | 3 | MAR | 17 | 3/17/1994 | 272,625 |
| 18-Mar-1994 | 1994 | 6 | 3 | MAR | 18 | 3/18/1994 | 285,986 |
| 19-Mar-1994 | 1994 | 6 | 3 | MAR | 19 | 3/19/1994 | 293,466 |
| 20-Mar-1994 | 1994 | 6 | 3 | MAR | 20 | 3/20/1994 | 296,164 |
| 21-Mar-1994 | 1994 | 6 | 3 | MAR | 21 | 3/21/1994 | 282,464 |
| 22-Mar-1994 | 1994 | 6 | 3 | MAR | 22 | 3/22/1994 | 287,039 |
| 23-Mar-1994 | 1994 | 6 | 3 | MAR | 23 | 3/23/1994 | 289,115 |
| 24-Mar-1994 | 1994 | 6 | 3 | MAR | 24 | 3/24/1994 | 293,923 |
| 25-Mar-1994 | 1994 | 6 | 3 | MAR | 25 | 3/25/1994 | 299,589 |
| 26-Mar-1994 | 1994 | 6 | 3 | MAR | 26 | 3/26/1994 | 318,531 |
| 27-Mar-1994 | 1994 | 6 | 3 | MAR | 27 | 3/27/1994 | 318,121 |
| 28-Mar-1994 | 1994 | 6 | 3 | MAR | 28 | 3/28/1994 | 306,337 |
| 29-Mar-1994 | 1994 | 6 | 3 | MAR | 29 | 3/29/1994 | 299,562 |
| 30-Mar-1994 | 1994 | 6 | 3 | MAR | 30 | 3/30/1994 | 294,654 |
| 31-Mar-1994 | 1994 | 6 | 3 | MAR | 31 | 3/31/1994 | 311,830 |
| 01-Apr-1994 | 1994 | 7 | 4 | APR | 1  | 4/1/1994  | 317,107 |
| 02-Apr-1994 | 1994 | 7 | 4 | APR | 2  | 4/2/1994  | 334,167 |
| 03-Apr-1994 | 1994 | 7 | 4 | APR | 3  | 4/3/1994  | 327,562 |
| 04-Apr-1994 | 1994 | 7 | 4 | APR | 4  | 4/4/1994  | 366,521 |
| 05-Apr-1994 | 1994 | 7 | 4 | APR | 5  | 4/5/1994  | 283,917 |
| 06-Apr-1994 | 1994 | 7 | 4 | APR | 6  | 4/6/1994  | 278,078 |
| 07-Apr-1994 | 1994 | 7 | 4 | APR | 7  | 4/7/1994  | 274,630 |
| 08-Apr-1994 | 1994 | 7 | 4 | APR | 8  | 4/8/1994  | 296,550 |
| 09-Apr-1994 | 1994 | 7 | 4 | APR | 9  | 4/9/1994  | 203,300 |
| 10-Apr-1994 | 1994 | 7 | 4 | APR | 10 | 4/10/1994 | 279,800 |
| 11-Apr-1994 | 1994 | 7 | 4 | APR | 11 | 4/11/1994 | 254,900 |
| 12-Apr-1994 | 1994 | 7 | 4 | APR | 12 | 4/12/1994 | 194,541 |
| 13-Apr-1994 | 1994 | 7 | 4 | APR | 13 | 4/13/1994 | 194,860 |
| 14-Apr-1994 | 1994 | 7 | 4 | APR | 14 | 4/14/1994 | 170,237 |
| 15-Apr-1994 | 1994 | 7 | 4 | APR | 15 | 4/15/1994 | 167,026 |

|             |      |    |   |     |    |           |         |
|-------------|------|----|---|-----|----|-----------|---------|
| 16-Apr-1994 | 1994 | 7  | 4 | APR | 16 | 4/16/1994 | 223,709 |
| 17-Apr-1994 | 1994 | 7  | 4 | APR | 17 | 4/17/1994 | 265,177 |
| 18-Apr-1994 | 1994 | 7  | 4 | APR | 18 | 4/18/1994 | 325,074 |
| 19-Apr-1994 | 1994 | 7  | 4 | APR | 19 | 4/19/1994 | 387,716 |
| 20-Apr-1994 | 1994 | 7  | 4 | APR | 20 | 4/20/1994 | 426,671 |
| 21-Apr-1994 | 1994 | 7  | 4 | APR | 21 | 4/21/1994 | 406,025 |
| 22-Apr-1994 | 1994 | 7  | 4 | APR | 22 | 4/22/1994 | 415,041 |
| 23-Apr-1994 | 1994 | 7  | 4 | APR | 23 | 4/23/1994 | 314,496 |
| 24-Apr-1994 | 1994 | 7  | 4 | APR | 24 | 4/24/1994 | 306,912 |
| 25-Apr-1994 | 1994 | 7  | 4 | APR | 25 | 4/25/1994 | 277,148 |
| 26-Apr-1994 | 1994 | 7  | 4 | APR | 26 | 4/26/1994 | 240,608 |
| 27-Apr-1994 | 1994 | 7  | 4 | APR | 27 | 4/27/1994 | 244,919 |
| 28-Apr-1994 | 1994 | 7  | 4 | APR | 28 | 4/28/1994 | 230,670 |
| 29-Apr-1994 | 1994 | 7  | 4 | APR | 29 | 4/29/1994 | 230,670 |
| 30-Apr-1994 | 1994 | 7  | 4 | APR | 30 | 4/30/1994 | 222,291 |
| 01-May-1994 | 1994 | 8  | 5 | MAY | 1  | 5/1/1994  | 208,702 |
| 02-May-1994 | 1994 | 8  | 5 | MAY | 2  | 5/2/1994  | 221,917 |
| 03-May-1994 | 1994 | 8  | 5 | MAY | 3  | 5/3/1994  | 214,171 |
| 04-May-1994 | 1994 | 8  | 5 | MAY | 4  | 5/4/1994  | 224,418 |
| 05-May-1994 | 1994 | 8  | 5 | MAY | 5  | 5/5/1994  | 227,853 |
| 06-May-1994 | 1994 | 8  | 5 | MAY | 6  | 5/6/1994  | 224,160 |
| 07-May-1994 | 1994 | 8  | 5 | MAY | 7  | 5/7/1994  | 221,439 |
| 08-May-1994 | 1994 | 8  | 5 | MAY | 8  | 5/8/1994  | 217,726 |
| 09-May-1994 | 1994 | 8  | 5 | MAY | 9  | 5/9/1994  | 214,596 |
| 10-May-1994 | 1994 | 8  | 5 | MAY | 10 | 5/10/1994 | 202,843 |
| 11-May-1994 | 1994 | 8  | 5 | MAY | 11 | 5/11/1994 | 212,853 |
| 12-May-1994 | 1994 | 8  | 5 | MAY | 12 | 5/12/1994 | 179,173 |
| 13-May-1994 | 1994 | 8  | 5 | MAY | 13 | 5/13/1994 | 188,573 |
| 14-May-1994 | 1994 | 8  | 5 | MAY | 14 | 5/14/1994 | 175,598 |
| 15-May-1994 | 1994 | 8  | 5 | MAY | 15 | 5/15/1994 | 181,963 |
| 16-May-1994 | 1994 | 8  | 5 | MAY | 16 | 5/16/1994 | 171,220 |
| 17-May-1994 | 1994 | 8  | 5 | MAY | 17 | 5/17/1994 | 188,579 |
| 18-May-1994 | 1994 | 8  | 5 | MAY | 18 | 5/18/1994 | 195,823 |
| 19-May-1994 | 1994 | 8  | 5 | MAY | 19 | 5/19/1994 | 185,801 |
| 20-May-1994 | 1994 | 8  | 5 | MAY | 20 | 5/20/1994 | 170,938 |
| 21-May-1994 | 1994 | 8  | 5 | MAY | 21 | 5/21/1994 | 176,246 |
| 22-May-1994 | 1994 | 8  | 5 | MAY | 22 | 5/22/1994 | 153,053 |
| 23-May-1994 | 1994 | 8  | 5 | MAY | 23 | 5/23/1994 | 196,098 |
| 24-May-1994 | 1994 | 8  | 5 | MAY | 24 | 5/24/1994 | 187,571 |
| 25-May-1994 | 1994 | 8  | 5 | MAY | 25 | 5/25/1994 | 173,252 |
| 26-May-1994 | 1994 | 8  | 5 | MAY | 26 | 5/26/1994 | 182,268 |
| 27-May-1994 | 1994 | 8  | 5 | MAY | 27 | 5/27/1994 | 188,933 |
| 28-May-1994 | 1994 | 8  | 5 | MAY | 28 | 5/28/1994 | 188,828 |
| 29-May-1994 | 1994 | 8  | 5 | MAY | 29 | 5/29/1994 | 178,222 |
| 30-May-1994 | 1994 | 8  | 5 | MAY | 30 | 5/30/1994 | 178,267 |
| 31-May-1994 | 1994 | 8  | 5 | MAY | 31 | 5/31/1994 | 201,712 |
| 01-Jun-1994 | 1994 | 9  | 6 | JUN | 1  | 6/1/1994  | 187,808 |
| 02-Jun-1994 | 1994 | 9  | 6 | JUN | 2  | 6/2/1994  | 194,818 |
| 03-Jun-1994 | 1994 | 9  | 6 | JUN | 3  | 6/3/1994  | 203,262 |
| 04-Jun-1994 | 1994 | 9  | 6 | JUN | 4  | 6/4/1994  | 204,976 |
| 05-Jun-1994 | 1994 | 9  | 6 | JUN | 5  | 6/5/1994  | 203,444 |
| 06-Jun-1994 | 1994 | 9  | 6 | JUN | 6  | 6/6/1994  | 216,815 |
| 07-Jun-1994 | 1994 | 9  | 6 | JUN | 7  | 6/7/1994  | 200,878 |
| 08-Jun-1994 | 1994 | 9  | 6 | JUN | 8  | 6/8/1994  | 226,099 |
| 09-Jun-1994 | 1994 | 9  | 6 | JUN | 9  | 6/9/1994  | 191,202 |
| 10-Jun-1994 | 1994 | 9  | 6 | JUN | 10 | 6/10/1994 | 180,151 |
| 11-Jun-1994 | 1994 | 9  | 6 | JUN | 11 | 6/11/1994 | 175,028 |
| 12-Jun-1994 | 1994 | 9  | 6 | JUN | 12 | 6/12/1994 | 190,255 |
| 13-Jun-1994 | 1994 | 9  | 6 | JUN | 13 | 6/13/1994 | 286,138 |
| 14-Jun-1994 | 1994 | 9  | 6 | JUN | 14 | 6/14/1994 | 355,248 |
| 15-Jun-1994 | 1994 | 9  | 6 | JUN | 15 | 6/15/1994 | 256,888 |
| 16-Jun-1994 | 1994 | 9  | 6 | JUN | 16 | 6/16/1994 | 255,789 |
| 17-Jun-1994 | 1994 | 9  | 6 | JUN | 17 | 6/17/1994 | 283,300 |
| 18-Jun-1994 | 1994 | 9  | 6 | JUN | 18 | 6/18/1994 | 238,714 |
| 19-Jun-1994 | 1994 | 9  | 6 | JUN | 19 | 6/19/1994 | 222,405 |
| 20-Jun-1994 | 1994 | 9  | 6 | JUN | 20 | 6/20/1994 | 215,769 |
| 21-Jun-1994 | 1994 | 9  | 6 | JUN | 21 | 6/21/1994 | 160,456 |
| 22-Jun-1994 | 1994 | 9  | 6 | JUN | 22 | 6/22/1994 | 114,318 |
| 23-Jun-1994 | 1994 | 9  | 6 | JUN | 23 | 6/23/1994 | 144,131 |
| 24-Jun-1994 | 1994 | 9  | 6 | JUN | 24 | 6/24/1994 | 100,187 |
| 25-Jun-1994 | 1994 | 9  | 6 | JUN | 25 | 6/25/1994 | 117,610 |
| 26-Jun-1994 | 1994 | 9  | 6 | JUN | 26 | 6/26/1994 | 218,899 |
| 27-Jun-1994 | 1994 | 9  | 6 | JUN | 27 | 6/27/1994 | 224,989 |
| 28-Jun-1994 | 1994 | 9  | 6 | JUN | 28 | 6/28/1994 | 221,392 |
| 29-Jun-1994 | 1994 | 9  | 6 | JUN | 29 | 6/29/1994 | 219,870 |
| 30-Jun-1994 | 1994 | 9  | 6 | JUN | 30 | 6/30/1994 | 208,166 |
| 01-Jul-1994 | 1994 | 10 | 7 | JUL | 1  | 7/1/1994  | 201,185 |
| 02-Jul-1994 | 1994 | 10 | 7 | JUL | 2  | 7/2/1994  | 227,975 |
| 03-Jul-1994 | 1994 | 10 | 7 | JUL | 3  | 7/3/1994  | 258,333 |

|             |      |    |   |     |    |           |         |
|-------------|------|----|---|-----|----|-----------|---------|
| 04-Jul-1994 | 1994 | 10 | 7 | JUL | 4  | 7/4/1994  | 259,367 |
| 05-Jul-1994 | 1994 | 10 | 7 | JUL | 5  | 7/5/1994  | 244,756 |
| 06-Jul-1994 | 1994 | 10 | 7 | JUL | 6  | 7/6/1994  | 288,638 |
| 07-Jul-1994 | 1994 | 10 | 7 | JUL | 7  | 7/7/1994  | 275,982 |
| 08-Jul-1994 | 1994 | 10 | 7 | JUL | 8  | 7/8/1994  | 256,773 |
| 09-Jul-1994 | 1994 | 10 | 7 | JUL | 9  | 7/9/1994  | 249,780 |
| 10-Jul-1994 | 1994 | 10 | 7 | JUL | 10 | 7/10/1994 | 249,780 |
| 11-Jul-1994 | 1994 | 10 | 7 | JUL | 11 | 7/11/1994 | 244,802 |
| 12-Jul-1994 | 1994 | 10 | 7 | JUL | 12 | 7/12/1994 | 238,245 |
| 13-Jul-1994 | 1994 | 10 | 7 | JUL | 13 | 7/13/1994 | 230,044 |
| 14-Jul-1994 | 1994 | 10 | 7 | JUL | 14 | 7/14/1994 | 249,597 |
| 15-Jul-1994 | 1994 | 10 | 7 | JUL | 15 | 7/15/1994 | 277,700 |
| 16-Jul-1994 | 1994 | 10 | 7 | JUL | 16 | 7/16/1994 | 228,700 |
| 17-Jul-1994 | 1994 | 10 | 7 | JUL | 17 | 7/17/1994 | 264,800 |
| 18-Jul-1994 | 1994 | 10 | 7 | JUL | 18 | 7/18/1994 | 241,400 |
| 19-Jul-1994 | 1994 | 10 | 7 | JUL | 19 | 7/19/1994 | 256,200 |
| 20-Jul-1994 | 1994 | 10 | 7 | JUL | 20 | 7/20/1994 | 247,200 |
| 21-Jul-1994 | 1994 | 10 | 7 | JUL | 21 | 7/21/1994 | 249,800 |
| 22-Jul-1994 | 1994 | 10 | 7 | JUL | 22 | 7/22/1994 | 254,800 |
| 23-Jul-1994 | 1994 | 10 | 7 | JUL | 23 | 7/23/1994 | 246,300 |
| 24-Jul-1994 | 1994 | 10 | 7 | JUL | 24 | 7/24/1994 | 251,900 |
| 25-Jul-1994 | 1994 | 10 | 7 | JUL | 25 | 7/25/1994 | 296,900 |
| 26-Jul-1994 | 1994 | 10 | 7 | JUL | 26 | 7/26/1994 | 267,500 |
| 27-Jul-1994 | 1994 | 10 | 7 | JUL | 27 | 7/27/1994 | 486,800 |
| 28-Jul-1994 | 1994 | 10 | 7 | JUL | 28 | 7/28/1994 | 256,000 |
| 29-Jul-1994 | 1994 | 10 | 7 | JUL | 29 | 7/29/1994 | 252,500 |
| 30-Jul-1994 | 1994 | 10 | 7 | JUL | 30 | 7/30/1994 | 200,480 |
| 31-Jul-1994 | 1994 | 10 | 7 | JUL | 31 | 7/31/1994 | 254,500 |
| 01-Aug-1994 | 1994 | 11 | 8 | AUG | 1  | 8/1/1994  | 290,200 |
| 02-Aug-1994 | 1994 | 11 | 8 | AUG | 2  | 8/2/1994  | 192,100 |
| 03-Aug-1994 | 1994 | 11 | 8 | AUG | 3  | 8/3/1994  | 244,700 |
| 04-Aug-1994 | 1994 | 11 | 8 | AUG | 4  | 8/4/1994  | 242,000 |
| 05-Aug-1994 | 1994 | 11 | 8 | AUG | 5  | 8/5/1994  | 246,300 |
| 06-Aug-1994 | 1994 | 11 | 8 | AUG | 6  | 8/6/1994  | 248,500 |
| 07-Aug-1994 | 1994 | 11 | 8 | AUG | 7  | 8/7/1994  | 256,800 |
| 08-Aug-1994 | 1994 | 11 | 8 | AUG | 8  | 8/8/1994  | 234,900 |
| 09-Aug-1994 | 1994 | 11 | 8 | AUG | 9  | 8/9/1994  | 239,600 |
| 10-Aug-1994 | 1994 | 11 | 8 | AUG | 10 | 8/10/1994 | 273,100 |
| 11-Aug-1994 | 1994 | 11 | 8 | AUG | 11 | 8/11/1994 | 216,800 |
| 12-Aug-1994 | 1994 | 11 | 8 | AUG | 12 | 8/12/1994 | 270,700 |
| 13-Aug-1994 | 1994 | 11 | 8 | AUG | 13 | 8/13/1994 | 268,900 |
| 14-Aug-1994 | 1994 | 11 | 8 | AUG | 14 | 8/14/1994 | 280,300 |
| 15-Aug-1994 | 1994 | 11 | 8 | AUG | 15 | 8/15/1994 | 269,100 |
| 16-Aug-1994 | 1994 | 11 | 8 | AUG | 16 | 8/16/1994 | 264,100 |
| 17-Aug-1994 | 1994 | 11 | 8 | AUG | 17 | 8/17/1994 | 262,200 |
| 18-Aug-1994 | 1994 | 11 | 8 | AUG | 18 | 8/18/1994 | 265,100 |
| 19-Aug-1994 | 1994 | 11 | 8 | AUG | 19 | 8/19/1994 | 251,000 |
| 20-Aug-1994 | 1994 | 11 | 8 | AUG | 20 | 8/20/1994 | 256,100 |
| 21-Aug-1994 | 1994 | 11 | 8 | AUG | 21 | 8/21/1994 | 249,800 |
| 22-Aug-1994 | 1994 | 11 | 8 | AUG | 22 | 8/22/1994 | 253,200 |
| 23-Aug-1994 | 1994 | 11 | 8 | AUG | 23 | 8/23/1994 | 257,400 |
| 24-Aug-1994 | 1994 | 11 | 8 | AUG | 24 | 8/24/1994 | 254,100 |
| 25-Aug-1994 | 1994 | 11 | 8 | AUG | 25 | 8/25/1994 | 249,700 |
| 26-Aug-1994 | 1994 | 11 | 8 | AUG | 26 | 8/26/1994 | 247,700 |
| 27-Aug-1994 | 1994 | 11 | 8 | AUG | 27 | 8/27/1994 | 246,900 |
| 28-Aug-1994 | 1994 | 11 | 8 | AUG | 28 | 8/28/1994 | 249,300 |
| 29-Aug-1994 | 1994 | 11 | 8 | AUG | 29 | 8/29/1994 | 251,600 |
| 30-Aug-1994 | 1994 | 11 | 8 | AUG | 30 | 8/30/1994 | 221,000 |
| 31-Aug-1994 | 1994 | 11 | 8 | AUG | 31 | 8/31/1994 | 229,000 |
| 01-Sep-1994 | 1994 | 12 | 9 | SEP | 1  | 9/1/1994  | 216,600 |
| 02-Sep-1994 | 1994 | 12 | 9 | SEP | 2  | 9/2/1994  | 223,000 |
| 03-Sep-1994 | 1994 | 12 | 9 | SEP | 3  | 9/3/1994  | 202,200 |
| 04-Sep-1994 | 1994 | 12 | 9 | SEP | 4  | 9/4/1994  | 234,900 |
| 05-Sep-1994 | 1994 | 12 | 9 | SEP | 5  | 9/5/1994  | 207,800 |
| 06-Sep-1994 | 1994 | 12 | 9 | SEP | 6  | 9/6/1994  | 190,500 |
| 07-Sep-1994 | 1994 | 12 | 9 | SEP | 7  | 9/7/1994  | 236,100 |
| 08-Sep-1994 | 1994 | 12 | 9 | SEP | 8  | 9/8/1994  | 220,700 |
| 09-Sep-1994 | 1994 | 12 | 9 | SEP | 9  | 9/9/1994  | 209,700 |
| 10-Sep-1994 | 1994 | 12 | 9 | SEP | 10 | 9/10/1994 | 209,000 |
| 11-Sep-1994 | 1994 | 12 | 9 | SEP | 11 | 9/11/1994 | 185,700 |
| 12-Sep-1994 | 1994 | 12 | 9 | SEP | 12 | 9/12/1994 | 199,500 |
| 13-Sep-1994 | 1994 | 12 | 9 | SEP | 13 | 9/13/1994 | 180,000 |
| 14-Sep-1994 | 1994 | 12 | 9 | SEP | 14 | 9/14/1994 | 153,400 |
| 15-Sep-1994 | 1994 | 12 | 9 | SEP | 15 | 9/15/1994 | 170,600 |
| 16-Sep-1994 | 1994 | 12 | 9 | SEP | 16 | 9/16/1994 | 214,000 |
| 17-Sep-1994 | 1994 | 12 | 9 | SEP | 17 | 9/17/1994 | 211,400 |
| 18-Sep-1994 | 1994 | 12 | 9 | SEP | 18 | 9/18/1994 | 201,500 |
| 19-Sep-1994 | 1994 | 12 | 9 | SEP | 19 | 9/19/1994 | 158,400 |
| 20-Sep-1994 | 1994 | 12 | 9 | SEP | 20 | 9/20/1994 | 150,500 |

|             |      |    |    |     |    |            |         |
|-------------|------|----|----|-----|----|------------|---------|
| 21-Sep-1994 | 1994 | 12 | 9  | SEP | 21 | 9/21/1994  | 160,000 |
| 22-Sep-1994 | 1994 | 12 | 9  | SEP | 22 | 9/22/1994  | 157,300 |
| 23-Sep-1994 | 1994 | 12 | 9  | SEP | 23 | 9/23/1994  | 153,000 |
| 24-Sep-1994 | 1994 | 12 | 9  | SEP | 24 | 9/24/1994  | 142,200 |
| 25-Sep-1994 | 1994 | 12 | 9  | SEP | 25 | 9/25/1994  | 156,900 |
| 26-Sep-1994 | 1994 | 12 | 9  | SEP | 26 | 9/26/1994  | 155,300 |
| 27-Sep-1994 | 1994 | 12 | 9  | SEP | 27 | 9/27/1994  | 131,200 |
| 28-Sep-1994 | 1994 | 12 | 9  | SEP | 28 | 9/28/1994  | 148,200 |
| 29-Sep-1994 | 1994 | 12 | 9  | SEP | 29 | 9/29/1994  | 185,100 |
| 30-Sep-1994 | 1994 | 12 | 9  | SEP | 30 | 9/30/1994  | 113,200 |
| 01-Oct-1994 | 1994 | 1  | 10 | OCT | 1  | 10/1/1994  | 129,500 |
| 02-Oct-1994 | 1994 | 1  | 10 | OCT | 2  | 10/2/1994  | 138,000 |
| 03-Oct-1994 | 1994 | 1  | 10 | OCT | 3  | 10/3/1994  | 135,500 |
| 04-Oct-1994 | 1994 | 1  | 10 | OCT | 4  | 10/4/1994  | 128,900 |
| 05-Oct-1994 | 1994 | 1  | 10 | OCT | 5  | 10/5/1994  | 118,300 |
| 06-Oct-1994 | 1994 | 1  | 10 | OCT | 6  | 10/6/1994  | 143,900 |
| 07-Oct-1994 | 1994 | 1  | 10 | OCT | 7  | 10/7/1994  | 137,600 |
| 08-Oct-1994 | 1994 | 1  | 10 | OCT | 8  | 10/8/1994  | 132,000 |
| 09-Oct-1994 | 1994 | 1  | 10 | OCT | 9  | 10/9/1994  | 118,900 |
| 10-Oct-1994 | 1994 | 1  | 10 | OCT | 10 | 10/10/1994 | 133,600 |
| 11-Oct-1994 | 1994 | 1  | 10 | OCT | 11 | 10/11/1994 | 121,600 |
| 12-Oct-1994 | 1994 | 1  | 10 | OCT | 12 | 10/12/1994 | 123,700 |
| 13-Oct-1994 | 1994 | 1  | 10 | OCT | 13 | 10/13/1994 | 131,000 |
| 14-Oct-1994 | 1994 | 1  | 10 | OCT | 14 | 10/14/1994 | 111,100 |
| 15-Oct-1994 | 1994 | 1  | 10 | OCT | 15 | 10/15/1994 | 117,800 |
| 16-Oct-1994 | 1994 | 1  | 10 | OCT | 16 | 10/16/1994 | 113,500 |
| 17-Oct-1994 | 1994 | 1  | 10 | OCT | 17 | 10/17/1994 | 114,200 |
| 18-Oct-1994 | 1994 | 1  | 10 | OCT | 18 | 10/18/1994 | 114,600 |
| 19-Oct-1994 | 1994 | 1  | 10 | OCT | 19 | 10/19/1994 | 114,100 |
| 20-Oct-1994 | 1994 | 1  | 10 | OCT | 20 | 10/20/1994 | 100,100 |
| 21-Oct-1994 | 1994 | 1  | 10 | OCT | 21 | 10/21/1994 | 97,100  |
| 22-Oct-1994 | 1994 | 1  | 10 | OCT | 22 | 10/22/1994 | 106,200 |
| 23-Oct-1994 | 1994 | 1  | 10 | OCT | 23 | 10/23/1994 | 110,100 |
| 24-Oct-1994 | 1994 | 1  | 10 | OCT | 24 | 10/24/1994 | 115,500 |
| 25-Oct-1994 | 1994 | 1  | 10 | OCT | 25 | 10/25/1994 | 97,000  |
| 26-Oct-1994 | 1994 | 1  | 10 | OCT | 26 | 10/26/1994 | 125,700 |
| 27-Oct-1994 | 1994 | 1  | 10 | OCT | 27 | 10/27/1994 | 77,800  |
| 28-Oct-1994 | 1994 | 1  | 10 | OCT | 28 | 10/28/1994 | 117,300 |
| 29-Oct-1994 | 1994 | 1  | 10 | OCT | 29 | 10/29/1994 | 122,000 |
| 30-Oct-1994 | 1994 | 1  | 10 | OCT | 30 | 10/30/1994 | 96,700  |
| 31-Oct-1994 | 1994 | 1  | 10 | OCT | 31 | 10/31/1994 | 114,000 |
| 01-Nov-1994 | 1994 | 2  | 11 | NOV | 1  | 11/1/1994  | 114,400 |
| 02-Nov-1994 | 1994 | 2  | 11 | NOV | 2  | 11/2/1994  | 107,600 |
| 03-Nov-1994 | 1994 | 2  | 11 | NOV | 3  | 11/3/1994  | 109,700 |
| 04-Nov-1994 | 1994 | 2  | 11 | NOV | 4  | 11/4/1994  | 102,500 |
| 05-Nov-1994 | 1994 | 2  | 11 | NOV | 5  | 11/5/1994  | 100,400 |
| 06-Nov-1994 | 1994 | 2  | 11 | NOV | 6  | 11/6/1994  | 101,500 |
| 07-Nov-1994 | 1994 | 2  | 11 | NOV | 7  | 11/7/1994  | 105,000 |
| 08-Nov-1994 | 1994 | 2  | 11 | NOV | 8  | 11/8/1994  | 92,500  |
| 09-Nov-1994 | 1994 | 2  | 11 | NOV | 9  | 11/9/1994  | 104,100 |
| 10-Nov-1994 | 1994 | 2  | 11 | NOV | 10 | 11/10/1994 | 95,800  |
| 11-Nov-1994 | 1994 | 2  | 11 | NOV | 11 | 11/11/1994 | 116,800 |
| 12-Nov-1994 | 1994 | 2  | 11 | NOV | 12 | 11/12/1994 | 82,800  |
| 13-Nov-1994 | 1994 | 2  | 11 | NOV | 13 | 11/13/1994 | 102,100 |
| 14-Nov-1994 | 1994 | 2  | 11 | NOV | 14 | 11/14/1994 | 102,400 |
| 15-Nov-1994 | 1994 | 2  | 11 | NOV | 15 | 11/15/1994 | 119,000 |
| 16-Nov-1994 | 1994 | 2  | 11 | NOV | 16 | 11/16/1994 | 105,700 |
| 17-Nov-1994 | 1994 | 2  | 11 | NOV | 17 | 11/17/1994 | 101,200 |
| 18-Nov-1994 | 1994 | 2  | 11 | NOV | 18 | 11/18/1994 | 110,700 |
| 19-Nov-1994 | 1994 | 2  | 11 | NOV | 19 | 11/19/1994 | 99,200  |
| 20-Nov-1994 | 1994 | 2  | 11 | NOV | 20 | 11/20/1994 | 109,400 |
| 21-Nov-1994 | 1994 | 2  | 11 | NOV | 21 | 11/21/1994 | 126,100 |
| 22-Nov-1994 | 1994 | 2  | 11 | NOV | 22 | 11/22/1994 | 109,461 |
| 23-Nov-1994 | 1994 | 2  | 11 | NOV | 23 | 11/23/1994 | 111,776 |
| 24-Nov-1994 | 1994 | 2  | 11 | NOV | 24 | 11/24/1994 | 143,000 |
| 25-Nov-1994 | 1994 | 2  | 11 | NOV | 25 | 11/25/1994 | 187,900 |
| 26-Nov-1994 | 1994 | 2  | 11 | NOV | 26 | 11/26/1994 | 185,500 |
| 27-Nov-1994 | 1994 | 2  | 11 | NOV | 27 | 11/27/1994 | 196,200 |
| 28-Nov-1994 | 1994 | 2  | 11 | NOV | 28 | 11/28/1994 | 187,900 |
| 29-Nov-1994 | 1994 | 2  | 11 | NOV | 29 | 11/29/1994 | 177,600 |
| 30-Nov-1994 | 1994 | 2  | 11 | NOV | 30 | 11/30/1994 | 189,000 |
| 01-Dec-1994 | 1994 | 3  | 12 | DEC | 1  | 12/1/1994  | 195,231 |
| 02-Dec-1994 | 1994 | 3  | 12 | DEC | 2  | 12/2/1994  | 195,188 |
| 03-Dec-1994 | 1994 | 3  | 12 | DEC | 3  | 12/3/1994  | 191,715 |
| 04-Dec-1994 | 1994 | 3  | 12 | DEC | 4  | 12/4/1994  | 206,853 |
| 05-Dec-1994 | 1994 | 3  | 12 | DEC | 5  | 12/5/1994  | 166,815 |
| 06-Dec-1994 | 1994 | 3  | 12 | DEC | 6  | 12/6/1994  | 155,945 |
| 07-Dec-1994 | 1994 | 3  | 12 | DEC | 7  | 12/7/1994  | 160,163 |
| 08-Dec-1994 | 1994 | 3  | 12 | DEC | 8  | 12/8/1994  | 163,920 |

|             |      |   |    |     |    |            |         |
|-------------|------|---|----|-----|----|------------|---------|
| 09-Dec-1994 | 1994 | 3 | 12 | DEC | 9  | 12/9/1994  | 175,552 |
| 10-Dec-1994 | 1994 | 3 | 12 | DEC | 10 | 12/10/1994 | 196,858 |
| 11-Dec-1994 | 1994 | 3 | 12 | DEC | 11 | 12/11/1994 | 219,583 |
| 12-Dec-1994 | 1994 | 3 | 12 | DEC | 12 | 12/12/1994 | 201,244 |
| 13-Dec-1994 | 1994 | 3 | 12 | DEC | 13 | 12/13/1994 | 200,751 |
| 14-Dec-1994 | 1994 | 3 | 12 | DEC | 14 | 12/14/1994 | 190,933 |
| 15-Dec-1994 | 1994 | 3 | 12 | DEC | 15 | 12/15/1994 | 179,818 |
| 16-Dec-1994 | 1994 | 3 | 12 | DEC | 16 | 12/16/1994 | 187,425 |
| 17-Dec-1994 | 1994 | 3 | 12 | DEC | 17 | 12/17/1994 | 217,760 |
| 18-Dec-1994 | 1994 | 3 | 12 | DEC | 18 | 12/18/1994 | 234,303 |
| 19-Dec-1994 | 1994 | 3 | 12 | DEC | 19 | 12/19/1994 | 234,028 |
| 20-Dec-1994 | 1994 | 3 | 12 | DEC | 20 | 12/20/1994 | 248,506 |
| 21-Dec-1994 | 1994 | 3 | 12 | DEC | 21 | 12/21/1994 | 250,037 |
| 22-Dec-1994 | 1994 | 3 | 12 | DEC | 22 | 12/22/1994 | 265,388 |
| 23-Dec-1994 | 1994 | 3 | 12 | DEC | 23 | 12/23/1994 | 268,250 |
| 24-Dec-1994 | 1994 | 3 | 12 | DEC | 24 | 12/24/1994 | 277,552 |
| 25-Dec-1994 | 1994 | 3 | 12 | DEC | 25 | 12/25/1994 | 277,992 |
| 26-Dec-1994 | 1994 | 3 | 12 | DEC | 26 | 12/26/1994 | 311,935 |
| 27-Dec-1994 | 1994 | 3 | 12 | DEC | 27 | 12/27/1994 | 350,224 |
| 28-Dec-1994 | 1994 | 3 | 12 | DEC | 28 | 12/28/1994 | 382,943 |
| 29-Dec-1994 | 1994 | 3 | 12 | DEC | 29 | 12/29/1994 | 385,890 |
| 30-Dec-1994 | 1994 | 3 | 12 | DEC | 30 | 12/30/1994 | 402,486 |
| 31-Dec-1994 | 1994 | 3 | 12 | DEC | 31 | 12/31/1994 | 416,888 |
| 01-Jan-1995 | 1995 | 4 | 1  | JAN | 1  | 1/1/1995   | 377,898 |
| 02-Jan-1995 | 1995 | 4 | 1  | JAN | 2  | 1/2/1995   | 324,953 |
| 03-Jan-1995 | 1995 | 4 | 1  | JAN | 3  | 1/3/1995   | 276,996 |
| 04-Jan-1995 | 1995 | 4 | 1  | JAN | 4  | 1/4/1995   | 248,394 |
| 05-Jan-1995 | 1995 | 4 | 1  | JAN | 5  | 1/5/1995   | 242,111 |
| 06-Jan-1995 | 1995 | 4 | 1  | JAN | 6  | 1/6/1995   | 238,391 |
| 07-Jan-1995 | 1995 | 4 | 1  | JAN | 7  | 1/7/1995   | 245,875 |
| 08-Jan-1995 | 1995 | 4 | 1  | JAN | 8  | 1/8/1995   | 250,385 |
| 09-Jan-1995 | 1995 | 4 | 1  | JAN | 9  | 1/9/1995   | 241,827 |
| 10-Jan-1995 | 1995 | 4 | 1  | JAN | 10 | 1/10/1995  | 241,396 |
| 11-Jan-1995 | 1995 | 4 | 1  | JAN | 11 | 1/11/1995  | 227,040 |
| 12-Jan-1995 | 1995 | 4 | 1  | JAN | 12 | 1/12/1995  | 214,260 |
| 13-Jan-1995 | 1995 | 4 | 1  | JAN | 13 | 1/13/1995  | 248,632 |
| 14-Jan-1995 | 1995 | 4 | 1  | JAN | 14 | 1/14/1995  | 280,056 |
| 15-Jan-1995 | 1995 | 4 | 1  | JAN | 15 | 1/15/1995  | 294,125 |
| 16-Jan-1995 | 1995 | 4 | 1  | JAN | 16 | 1/16/1995  | 280,402 |
| 17-Jan-1995 | 1995 | 4 | 1  | JAN | 17 | 1/17/1995  | 253,064 |
| 18-Jan-1995 | 1995 | 4 | 1  | JAN | 18 | 1/18/1995  | 237,842 |
| 19-Jan-1995 | 1995 | 4 | 1  | JAN | 19 | 1/19/1995  | 238,053 |
| 20-Jan-1995 | 1995 | 4 | 1  | JAN | 20 | 1/20/1995  | 246,849 |
| 21-Jan-1995 | 1995 | 4 | 1  | JAN | 21 | 1/21/1995  | 284,195 |
| 22-Jan-1995 | 1995 | 4 | 1  | JAN | 22 | 1/22/1995  | 266,447 |
| 23-Jan-1995 | 1995 | 4 | 1  | JAN | 23 | 1/23/1995  | 255,362 |
| 24-Jan-1995 | 1995 | 4 | 1  | JAN | 24 | 1/24/1995  | 244,073 |
| 25-Jan-1995 | 1995 | 4 | 1  | JAN | 25 | 1/25/1995  | 256,269 |
| 26-Jan-1995 | 1995 | 4 | 1  | JAN | 26 | 1/26/1995  | 248,986 |
| 27-Jan-1995 | 1995 | 4 | 1  | JAN | 27 | 1/27/1995  | 251,919 |
| 28-Jan-1995 | 1995 | 4 | 1  | JAN | 28 | 1/28/1995  | 293,408 |
| 29-Jan-1995 | 1995 | 4 | 1  | JAN | 29 | 1/29/1995  | 286,857 |
| 30-Jan-1995 | 1995 | 4 | 1  | JAN | 30 | 1/30/1995  | 278,445 |
| 31-Jan-1995 | 1995 | 4 | 1  | JAN | 31 | 1/31/1995  | 266,248 |
| 01-Feb-1995 | 1995 | 5 | 2  | FEB | 1  | 2/1/1995   | 266,498 |
| 02-Feb-1995 | 1995 | 5 | 2  | FEB | 2  | 2/2/1995   | 264,900 |
| 03-Feb-1995 | 1995 | 5 | 2  | FEB | 3  | 2/3/1995   | 280,529 |
| 04-Feb-1995 | 1995 | 5 | 2  | FEB | 4  | 2/4/1995   | 262,472 |
| 05-Feb-1995 | 1995 | 5 | 2  | FEB | 5  | 2/5/1995   | 261,726 |
| 06-Feb-1995 | 1995 | 5 | 2  | FEB | 6  | 2/6/1995   | 236,001 |
| 07-Feb-1995 | 1995 | 5 | 2  | FEB | 7  | 2/7/1995   | 233,452 |
| 08-Feb-1995 | 1995 | 5 | 2  | FEB | 8  | 2/8/1995   | 225,155 |
| 09-Feb-1995 | 1995 | 5 | 2  | FEB | 9  | 2/9/1995   | 235,567 |
| 10-Feb-1995 | 1995 | 5 | 2  | FEB | 10 | 2/10/1995  | 260,341 |
| 11-Feb-1995 | 1995 | 5 | 2  | FEB | 11 | 2/11/1995  | 285,832 |
| 12-Feb-1995 | 1995 | 5 | 2  | FEB | 12 | 2/12/1995  | 284,039 |
| 13-Feb-1995 | 1995 | 5 | 2  | FEB | 13 | 2/13/1995  | 261,080 |
| 14-Feb-1995 | 1995 | 5 | 2  | FEB | 14 | 2/14/1995  | 250,125 |
| 15-Feb-1995 | 1995 | 5 | 2  | FEB | 15 | 2/15/1995  | 245,324 |
| 16-Feb-1995 | 1995 | 5 | 2  | FEB | 16 | 2/16/1995  | 250,570 |
| 17-Feb-1995 | 1995 | 5 | 2  | FEB | 17 | 2/17/1995  | 287,214 |
| 18-Feb-1995 | 1995 | 5 | 2  | FEB | 18 | 2/18/1995  | 346,087 |
| 19-Feb-1995 | 1995 | 5 | 2  | FEB | 19 | 2/19/1995  | 367,687 |
| 20-Feb-1995 | 1995 | 5 | 2  | FEB | 20 | 2/20/1995  | 340,982 |
| 21-Feb-1995 | 1995 | 5 | 2  | FEB | 21 | 2/21/1995  | 280,775 |
| 22-Feb-1995 | 1995 | 5 | 2  | FEB | 22 | 2/22/1995  | 260,593 |
| 23-Feb-1995 | 1995 | 5 | 2  | FEB | 23 | 2/23/1995  | 282,681 |
| 24-Feb-1995 | 1995 | 5 | 2  | FEB | 24 | 2/24/1995  | 304,089 |
| 25-Feb-1995 | 1995 | 5 | 2  | FEB | 25 | 2/25/1995  | 318,566 |

|             |      |   |   |     |    |           |         |
|-------------|------|---|---|-----|----|-----------|---------|
| 26-Feb-1995 | 1995 | 5 | 2 | FEB | 26 | 2/26/1995 | 315,312 |
| 27-Feb-1995 | 1995 | 5 | 2 | FEB | 27 | 2/27/1995 | 295,146 |
| 28-Feb-1995 | 1995 | 5 | 2 | FEB | 28 | 2/28/1995 | 287,849 |
| 01-Mar-1995 | 1995 | 6 | 3 | MAR | 1  | 3/1/1995  | 298,195 |
| 02-Mar-1995 | 1995 | 6 | 3 | MAR | 2  | 3/2/1995  | 285,666 |
| 03-Mar-1995 | 1995 | 6 | 3 | MAR | 3  | 3/3/1995  | 299,328 |
| 04-Mar-1995 | 1995 | 6 | 3 | MAR | 4  | 3/4/1995  | 292,054 |
| 05-Mar-1995 | 1995 | 6 | 3 | MAR | 5  | 3/5/1995  | 290,427 |
| 06-Mar-1995 | 1995 | 6 | 3 | MAR | 6  | 3/6/1995  | 283,640 |
| 07-Mar-1995 | 1995 | 6 | 3 | MAR | 7  | 3/7/1995  | 259,945 |
| 08-Mar-1995 | 1995 | 6 | 3 | MAR | 8  | 3/8/1995  | 262,207 |
| 09-Mar-1995 | 1995 | 6 | 3 | MAR | 9  | 3/9/1995  | 287,541 |
| 10-Mar-1995 | 1995 | 6 | 3 | MAR | 10 | 3/10/1995 | 308,808 |
| 11-Mar-1995 | 1995 | 6 | 3 | MAR | 11 | 3/11/1995 | 359,896 |
| 12-Mar-1995 | 1995 | 6 | 3 | MAR | 12 | 3/12/1995 | 339,039 |
| 13-Mar-1995 | 1995 | 6 | 3 | MAR | 13 | 3/13/1995 | 309,289 |
| 14-Mar-1995 | 1995 | 6 | 3 | MAR | 14 | 3/14/1995 | 284,193 |
| 15-Mar-1995 | 1995 | 6 | 3 | MAR | 15 | 3/15/1995 | 289,183 |
| 16-Mar-1995 | 1995 | 6 | 3 | MAR | 16 | 3/16/1995 | 306,400 |
| 17-Mar-1995 | 1995 | 6 | 3 | MAR | 17 | 3/17/1995 | 328,462 |
| 18-Mar-1995 | 1995 | 6 | 3 | MAR | 18 | 3/18/1995 | 330,142 |
| 19-Mar-1995 | 1995 | 6 | 3 | MAR | 19 | 3/19/1995 | 319,093 |
| 20-Mar-1995 | 1995 | 6 | 3 | MAR | 20 | 3/20/1995 | 285,148 |
| 21-Mar-1995 | 1995 | 6 | 3 | MAR | 21 | 3/21/1995 | 299,990 |
| 22-Mar-1995 | 1995 | 6 | 3 | MAR | 22 | 3/22/1995 | 290,064 |
| 23-Mar-1995 | 1995 | 6 | 3 | MAR | 23 | 3/23/1995 | 272,992 |
| 24-Mar-1995 | 1995 | 6 | 3 | MAR | 24 | 3/24/1995 | 274,251 |
| 25-Mar-1995 | 1995 | 6 | 3 | MAR | 25 | 3/25/1995 | 285,464 |
| 26-Mar-1995 | 1995 | 6 | 3 | MAR | 26 | 3/26/1995 | 300,970 |
| 27-Mar-1995 | 1995 | 6 | 3 | MAR | 27 | 3/27/1995 | 273,630 |
| 28-Mar-1995 | 1995 | 6 | 3 | MAR | 28 | 3/28/1995 | 283,851 |
| 29-Mar-1995 | 1995 | 6 | 3 | MAR | 29 | 3/29/1995 | 241,079 |
| 30-Mar-1995 | 1995 | 6 | 3 | MAR | 30 | 3/30/1995 | 247,522 |
| 31-Mar-1995 | 1995 | 6 | 3 | MAR | 31 | 3/31/1995 | 243,626 |
| 01-Apr-1995 | 1995 | 7 | 4 | APR | 1  | 4/1/1995  | 257,824 |
| 02-Apr-1995 | 1995 | 7 | 4 | APR | 2  | 4/2/1995  | 260,392 |
| 03-Apr-1995 | 1995 | 7 | 4 | APR | 3  | 4/3/1995  | 247,522 |
| 04-Apr-1995 | 1995 | 7 | 4 | APR | 4  | 4/4/1995  | 296,945 |
| 05-Apr-1995 | 1995 | 7 | 4 | APR | 5  | 4/5/1995  | 301,865 |
| 06-Apr-1995 | 1995 | 7 | 4 | APR | 6  | 4/6/1995  | 342,289 |
| 07-Apr-1995 | 1995 | 7 | 4 | APR | 7  | 4/7/1995  | 389,789 |
| 08-Apr-1995 | 1995 | 7 | 4 | APR | 8  | 4/8/1995  | 393,739 |
| 09-Apr-1995 | 1995 | 7 | 4 | APR | 9  | 4/9/1995  | 344,998 |
| 10-Apr-1995 | 1995 | 7 | 4 | APR | 10 | 4/10/1995 | 321,677 |
| 11-Apr-1995 | 1995 | 7 | 4 | APR | 11 | 4/11/1995 | 323,648 |
| 12-Apr-1995 | 1995 | 7 | 4 | APR | 12 | 4/12/1995 | 337,373 |
| 13-Apr-1995 | 1995 | 7 | 4 | APR | 13 | 4/13/1995 | 390,677 |
| 14-Apr-1995 | 1995 | 7 | 4 | APR | 14 | 4/14/1995 | 436,431 |
| 15-Apr-1995 | 1995 | 7 | 4 | APR | 15 | 4/15/1995 | 406,189 |
| 16-Apr-1995 | 1995 | 7 | 4 | APR | 16 | 4/16/1995 | 355,460 |
| 17-Apr-1995 | 1995 | 7 | 4 | APR | 17 | 4/17/1995 | 314,939 |
| 18-Apr-1995 | 1995 | 7 | 4 | APR | 18 | 4/18/1995 | 298,949 |
| 19-Apr-1995 | 1995 | 7 | 4 | APR | 19 | 4/19/1995 | 298,275 |
| 20-Apr-1995 | 1995 | 7 | 4 | APR | 20 | 4/20/1995 | 286,880 |
| 21-Apr-1995 | 1995 | 7 | 4 | APR | 21 | 4/21/1995 | 275,433 |
| 22-Apr-1995 | 1995 | 7 | 4 | APR | 22 | 4/22/1995 | 258,792 |
| 23-Apr-1995 | 1995 | 7 | 4 | APR | 23 | 4/23/1995 | 256,718 |
| 24-Apr-1995 | 1995 | 7 | 4 | APR | 24 | 4/24/1995 | 244,573 |
| 25-Apr-1995 | 1995 | 7 | 4 | APR | 25 | 4/25/1995 | 258,021 |
| 26-Apr-1995 | 1995 | 7 | 4 | APR | 26 | 4/26/1995 | 233,546 |
| 27-Apr-1995 | 1995 | 7 | 4 | APR | 27 | 4/27/1995 | 229,905 |
| 28-Apr-1995 | 1995 | 7 | 4 | APR | 28 | 4/28/1995 | 256,544 |
| 29-Apr-1995 | 1995 | 7 | 4 | APR | 29 | 4/29/1995 | 252,417 |
| 30-Apr-1995 | 1995 | 7 | 4 | APR | 30 | 4/30/1995 | 247,841 |
| 01-May-1995 | 1995 | 8 | 5 | MAY | 1  | 5/1/1995  | 255,780 |
| 02-May-1995 | 1995 | 8 | 5 | MAY | 2  | 5/2/1995  | 294,779 |
| 03-May-1995 | 1995 | 8 | 5 | MAY | 3  | 5/3/1995  | 255,648 |
| 04-May-1995 | 1995 | 8 | 5 | MAY | 4  | 5/4/1995  | 275,574 |
| 05-May-1995 | 1995 | 8 | 5 | MAY | 5  | 5/5/1995  | 288,722 |
| 06-May-1995 | 1995 | 8 | 5 | MAY | 6  | 5/6/1995  | 454,035 |
| 07-May-1995 | 1995 | 8 | 5 | MAY | 7  | 5/7/1995  | 467,068 |
| 08-May-1995 | 1995 | 8 | 5 | MAY | 8  | 5/8/1995  | 462,841 |
| 09-May-1995 | 1995 | 8 | 5 | MAY | 9  | 5/9/1995  | 476,488 |
| 10-May-1995 | 1995 | 8 | 5 | MAY | 10 | 5/10/1995 | 495,841 |
| 11-May-1995 | 1995 | 8 | 5 | MAY | 11 | 5/11/1995 | 533,109 |
| 12-May-1995 | 1995 | 8 | 5 | MAY | 12 | 5/12/1995 | 572,945 |
| 13-May-1995 | 1995 | 8 | 5 | MAY | 13 | 5/13/1995 | 496,675 |
| 14-May-1995 | 1995 | 8 | 5 | MAY | 14 | 5/14/1995 | 430,316 |
| 15-May-1995 | 1995 | 8 | 5 | MAY | 15 | 5/15/1995 | 539,820 |

|             |      |    |   |     |    |           |         |
|-------------|------|----|---|-----|----|-----------|---------|
| 16-May-1995 | 1995 | 8  | 5 | MAY | 16 | 5/16/1995 | 647,035 |
| 17-May-1995 | 1995 | 8  | 5 | MAY | 17 | 5/17/1995 | 647,152 |
| 18-May-1995 | 1995 | 8  | 5 | MAY | 18 | 5/18/1995 | 686,316 |
| 19-May-1995 | 1995 | 8  | 5 | MAY | 19 | 5/19/1995 | 719,375 |
| 20-May-1995 | 1995 | 8  | 5 | MAY | 20 | 5/20/1995 | 712,566 |
| 21-May-1995 | 1995 | 8  | 5 | MAY | 21 | 5/21/1995 | 675,960 |
| 22-May-1995 | 1995 | 8  | 5 | MAY | 22 | 5/22/1995 | 657,621 |
| 23-May-1995 | 1995 | 8  | 5 | MAY | 23 | 5/23/1995 | 611,867 |
| 24-May-1995 | 1995 | 8  | 5 | MAY | 24 | 5/24/1995 | 587,718 |
| 25-May-1995 | 1995 | 8  | 5 | MAY | 25 | 5/25/1995 | 551,718 |
| 26-May-1995 | 1995 | 8  | 5 | MAY | 26 | 5/26/1995 | 512,750 |
| 27-May-1995 | 1995 | 8  | 5 | MAY | 27 | 5/27/1995 | 480,025 |
| 28-May-1995 | 1995 | 8  | 5 | MAY | 28 | 5/28/1995 | 482,662 |
| 29-May-1995 | 1995 | 8  | 5 | MAY | 29 | 5/29/1995 | 521,316 |
| 30-May-1995 | 1995 | 8  | 5 | MAY | 30 | 5/30/1995 | 525,613 |
| 31-May-1995 | 1995 | 8  | 5 | MAY | 31 | 5/31/1995 | 536,718 |
| 01-Jun-1995 | 1995 | 9  | 6 | JUN | 1  | 6/1/1995  | 526,402 |
| 02-Jun-1995 | 1995 | 9  | 6 | JUN | 2  | 6/2/1995  | 492,185 |
| 03-Jun-1995 | 1995 | 9  | 6 | JUN | 3  | 6/3/1995  | 476,181 |
| 04-Jun-1995 | 1995 | 9  | 6 | JUN | 4  | 6/4/1995  | 473,580 |
| 05-Jun-1995 | 1995 | 9  | 6 | JUN | 5  | 6/5/1995  | 500,828 |
| 06-Jun-1995 | 1995 | 9  | 6 | JUN | 6  | 6/6/1995  | 569,474 |
| 07-Jun-1995 | 1995 | 9  | 6 | JUN | 7  | 6/7/1995  | 537,179 |
| 08-Jun-1995 | 1995 | 9  | 6 | JUN | 8  | 6/8/1995  | 480,064 |
| 09-Jun-1995 | 1995 | 9  | 6 | JUN | 9  | 6/9/1995  | 473,275 |
| 10-Jun-1995 | 1995 | 9  | 6 | JUN | 10 | 6/10/1995 | 447,212 |
| 11-Jun-1995 | 1995 | 9  | 6 | JUN | 11 | 6/11/1995 | 433,783 |
| 12-Jun-1995 | 1995 | 9  | 6 | JUN | 12 | 6/12/1995 | 452,130 |
| 13-Jun-1995 | 1995 | 9  | 6 | JUN | 13 | 6/13/1995 | 438,230 |
| 14-Jun-1995 | 1995 | 9  | 6 | JUN | 14 | 6/14/1995 | 425,953 |
| 15-Jun-1995 | 1995 | 9  | 6 | JUN | 15 | 6/15/1995 | 394,707 |
| 16-Jun-1995 | 1995 | 9  | 6 | JUN | 16 | 6/16/1995 | 397,527 |
| 17-Jun-1995 | 1995 | 9  | 6 | JUN | 17 | 6/17/1995 | 386,759 |
| 18-Jun-1995 | 1995 | 9  | 6 | JUN | 18 | 6/18/1995 | 375,602 |
| 19-Jun-1995 | 1995 | 9  | 6 | JUN | 19 | 6/19/1995 | 370,552 |
| 20-Jun-1995 | 1995 | 9  | 6 | JUN | 20 | 6/20/1995 | 362,142 |
| 21-Jun-1995 | 1995 | 9  | 6 | JUN | 21 | 6/21/1995 | 348,091 |
| 22-Jun-1995 | 1995 | 9  | 6 | JUN | 22 | 6/22/1995 | 355,525 |
| 23-Jun-1995 | 1995 | 9  | 6 | JUN | 23 | 6/23/1995 | 336,265 |
| 24-Jun-1995 | 1995 | 9  | 6 | JUN | 24 | 6/24/1995 | 328,691 |
| 25-Jun-1995 | 1995 | 9  | 6 | JUN | 25 | 6/25/1995 | 332,152 |
| 26-Jun-1995 | 1995 | 9  | 6 | JUN | 26 | 6/26/1995 | 332,902 |
| 27-Jun-1995 | 1995 | 9  | 6 | JUN | 27 | 6/27/1995 | 324,394 |
| 28-Jun-1995 | 1995 | 9  | 6 | JUN | 28 | 6/28/1995 | 334,701 |
| 29-Jun-1995 | 1995 | 9  | 6 | JUN | 29 | 6/29/1995 | 309,324 |
| 30-Jun-1995 | 1995 | 9  | 6 | JUN | 30 | 6/30/1995 | 313,558 |
| 01-Jul-1995 | 1995 | 10 | 7 | JUL | 1  | 7/1/1995  | 324,021 |
| 02-Jul-1995 | 1995 | 10 | 7 | JUL | 2  | 7/2/1995  | 334,964 |
| 03-Jul-1995 | 1995 | 10 | 7 | JUL | 3  | 7/3/1995  | 346,212 |
| 04-Jul-1995 | 1995 | 10 | 7 | JUL | 4  | 7/4/1995  | 349,404 |
| 05-Jul-1995 | 1995 | 10 | 7 | JUL | 5  | 7/5/1995  | 320,679 |
| 06-Jul-1995 | 1995 | 10 | 7 | JUL | 6  | 7/6/1995  | 326,666 |
| 07-Jul-1995 | 1995 | 10 | 7 | JUL | 7  | 7/7/1995  | 322,666 |
| 08-Jul-1995 | 1995 | 10 | 7 | JUL | 8  | 7/8/1995  | 321,843 |
| 09-Jul-1995 | 1995 | 10 | 7 | JUL | 9  | 7/9/1995  | 323,218 |
| 10-Jul-1995 | 1995 | 10 | 7 | JUL | 10 | 7/10/1995 | 322,820 |
| 11-Jul-1995 | 1995 | 10 | 7 | JUL | 11 | 7/11/1995 | 315,880 |
| 12-Jul-1995 | 1995 | 10 | 7 | JUL | 12 | 7/12/1995 | 312,714 |
| 13-Jul-1995 | 1995 | 10 | 7 | JUL | 13 | 7/13/1995 | 331,462 |
| 14-Jul-1995 | 1995 | 10 | 7 | JUL | 14 | 7/14/1995 | 313,308 |
| 15-Jul-1995 | 1995 | 10 | 7 | JUL | 15 | 7/15/1995 | 299,742 |
| 16-Jul-1995 | 1995 | 10 | 7 | JUL | 16 | 7/16/1995 | 286,031 |
| 17-Jul-1995 | 1995 | 10 | 7 | JUL | 17 | 7/17/1995 | 317,966 |
| 18-Jul-1995 | 1995 | 10 | 7 | JUL | 18 | 7/18/1995 | 313,812 |
| 19-Jul-1995 | 1995 | 10 | 7 | JUL | 19 | 7/19/1995 | 295,597 |
| 20-Jul-1995 | 1995 | 10 | 7 | JUL | 20 | 7/20/1995 | 293,484 |
| 21-Jul-1995 | 1995 | 10 | 7 | JUL | 21 | 7/21/1995 | 295,800 |
| 22-Jul-1995 | 1995 | 10 | 7 | JUL | 22 | 7/22/1995 | 316,289 |
| 23-Jul-1995 | 1995 | 10 | 7 | JUL | 23 | 7/23/1995 | 335,427 |
| 24-Jul-1995 | 1995 | 10 | 7 | JUL | 24 | 7/24/1995 | 312,445 |
| 25-Jul-1995 | 1995 | 10 | 7 | JUL | 25 | 7/25/1995 | 244,726 |
| 26-Jul-1995 | 1995 | 10 | 7 | JUL | 26 | 7/26/1995 | 196,500 |
| 27-Jul-1995 | 1995 | 10 | 7 | JUL | 27 | 7/27/1995 | 201,249 |
| 28-Jul-1995 | 1995 | 10 | 7 | JUL | 28 | 7/28/1995 | 204,000 |
| 29-Jul-1995 | 1995 | 10 | 7 | JUL | 29 | 7/29/1995 | 167,500 |
| 30-Jul-1995 | 1995 | 10 | 7 | JUL | 30 | 7/30/1995 | 167,500 |
| 31-Jul-1995 | 1995 | 10 | 7 | JUL | 31 | 7/31/1995 | 167,500 |
| 01-Aug-1995 | 1995 | 11 | 8 | AUG | 1  | 8/1/1995  | 200,994 |
| 02-Aug-1995 | 1995 | 11 | 8 | AUG | 2  | 8/2/1995  | 186,824 |



|             |      |    |    |     |    |            |         |
|-------------|------|----|----|-----|----|------------|---------|
| 03-Aug-1995 | 1995 | 11 | 8  | AUG | 3  | 8/3/1995   | 198,000 |
| 04-Aug-1995 | 1995 | 11 | 8  | AUG | 4  | 8/4/1995   | 192,237 |
| 05-Aug-1995 | 1995 | 11 | 8  | AUG | 5  | 8/5/1995   | 188,332 |
| 06-Aug-1995 | 1995 | 11 | 8  | AUG | 6  | 8/6/1995   | 190,692 |
| 07-Aug-1995 | 1995 | 11 | 8  | AUG | 7  | 8/7/1995   | 172,961 |
| 08-Aug-1995 | 1995 | 11 | 8  | AUG | 8  | 8/8/1995   | 214,876 |
| 09-Aug-1995 | 1995 | 11 | 8  | AUG | 9  | 8/9/1995   | 179,665 |
| 10-Aug-1995 | 1995 | 11 | 8  | AUG | 10 | 8/10/1995  | 183,490 |
| 11-Aug-1995 | 1995 | 11 | 8  | AUG | 11 | 8/11/1995  | 183,000 |
| 12-Aug-1995 | 1995 | 11 | 8  | AUG | 12 | 8/12/1995  | 177,667 |
| 13-Aug-1995 | 1995 | 11 | 8  | AUG | 13 | 8/13/1995  | 177,667 |
| 14-Aug-1995 | 1995 | 11 | 8  | AUG | 14 | 8/14/1995  | 181,907 |
| 15-Aug-1995 | 1995 | 11 | 8  | AUG | 15 | 8/15/1995  | 162,853 |
| 16-Aug-1995 | 1995 | 11 | 8  | AUG | 16 | 8/16/1995  | 141,484 |
| 17-Aug-1995 | 1995 | 11 | 8  | AUG | 17 | 8/17/1995  | 146,993 |
| 18-Aug-1995 | 1995 | 11 | 8  | AUG | 18 | 8/18/1995  | 154,333 |
| 19-Aug-1995 | 1995 | 11 | 8  | AUG | 19 | 8/19/1995  | 143,558 |
| 20-Aug-1995 | 1995 | 11 | 8  | AUG | 20 | 8/20/1995  | 135,749 |
| 21-Aug-1995 | 1995 | 11 | 8  | AUG | 21 | 8/21/1995  | 149,854 |
| 22-Aug-1995 | 1995 | 11 | 8  | AUG | 22 | 8/22/1995  | 122,426 |
| 23-Aug-1995 | 1995 | 11 | 8  | AUG | 23 | 8/23/1995  | 140,855 |
| 24-Aug-1995 | 1995 | 11 | 8  | AUG | 24 | 8/24/1995  | 145,322 |
| 25-Aug-1995 | 1995 | 11 | 8  | AUG | 25 | 8/25/1995  | 161,751 |
| 26-Aug-1995 | 1995 | 11 | 8  | AUG | 26 | 8/26/1995  | 139,497 |
| 27-Aug-1995 | 1995 | 11 | 8  | AUG | 27 | 8/27/1995  | 148,929 |
| 28-Aug-1995 | 1995 | 11 | 8  | AUG | 28 | 8/28/1995  | 159,886 |
| 29-Aug-1995 | 1995 | 11 | 8  | AUG | 29 | 8/29/1995  | 127,173 |
| 30-Aug-1995 | 1995 | 11 | 8  | AUG | 30 | 8/30/1995  | 106,886 |
| 31-Aug-1995 | 1995 | 11 | 8  | AUG | 31 | 8/31/1995  | 107,000 |
| 01-Sep-1995 | 1995 | 12 | 9  | SEP | 1  | 9/1/1995   | 110,601 |
| 02-Sep-1995 | 1995 | 12 | 9  | SEP | 2  | 9/2/1995   | 116,793 |
| 03-Sep-1995 | 1995 | 12 | 9  | SEP | 3  | 9/3/1995   | 140,444 |
| 04-Sep-1995 | 1995 | 12 | 9  | SEP | 4  | 9/4/1995   | 147,896 |
| 05-Sep-1995 | 1995 | 12 | 9  | SEP | 5  | 9/5/1995   | 132,500 |
| 06-Sep-1995 | 1995 | 12 | 9  | SEP | 6  | 9/6/1995   | 110,786 |
| 07-Sep-1995 | 1995 | 12 | 9  | SEP | 7  | 9/7/1995   | 105,908 |
| 08-Sep-1995 | 1995 | 12 | 9  | SEP | 8  | 9/8/1995   | 99,620  |
| 09-Sep-1995 | 1995 | 12 | 9  | SEP | 9  | 9/9/1995   | 117,971 |
| 10-Sep-1995 | 1995 | 12 | 9  | SEP | 10 | 9/10/1995  | 113,497 |
| 11-Sep-1995 | 1995 | 12 | 9  | SEP | 11 | 9/11/1995  | 112,958 |
| 12-Sep-1995 | 1995 | 12 | 9  | SEP | 12 | 9/12/1995  | 97,453  |
| 13-Sep-1995 | 1995 | 12 | 9  | SEP | 13 | 9/13/1995  | 129,666 |
| 14-Sep-1995 | 1995 | 12 | 9  | SEP | 14 | 9/14/1995  | 111,628 |
| 15-Sep-1995 | 1995 | 12 | 9  | SEP | 15 | 9/15/1995  | 117,721 |
| 16-Sep-1995 | 1995 | 12 | 9  | SEP | 16 | 9/16/1995  | 111,114 |
| 17-Sep-1995 | 1995 | 12 | 9  | SEP | 17 | 9/17/1995  | 107,074 |
| 18-Sep-1995 | 1995 | 12 | 9  | SEP | 18 | 9/18/1995  | 97,350  |
| 19-Sep-1995 | 1995 | 12 | 9  | SEP | 19 | 9/19/1995  | 114,000 |
| 20-Sep-1995 | 1995 | 12 | 9  | SEP | 20 | 9/20/1995  | 63,000  |
| 21-Sep-1995 | 1995 | 12 | 9  | SEP | 21 | 9/21/1995  | 90,000  |
| 22-Sep-1995 | 1995 | 12 | 9  | SEP | 22 | 9/22/1995  | 162,000 |
| 23-Sep-1995 | 1995 | 12 | 9  | SEP | 23 | 9/23/1995  | 89,000  |
| 24-Sep-1995 | 1995 | 12 | 9  | SEP | 24 | 9/24/1995  | 94,000  |
| 25-Sep-1995 | 1995 | 12 | 9  | SEP | 25 | 9/25/1995  | 40,000  |
| 26-Sep-1995 | 1995 | 12 | 9  | SEP | 26 | 9/26/1995  | 71,000  |
| 27-Sep-1995 | 1995 | 12 | 9  | SEP | 27 | 9/27/1995  | 77,000  |
| 28-Sep-1995 | 1995 | 12 | 9  | SEP | 28 | 9/28/1995  | 101,000 |
| 29-Sep-1995 | 1995 | 12 | 9  | SEP | 29 | 9/29/1995  | 164,000 |
| 30-Sep-1995 | 1995 | 12 | 9  | SEP | 30 | 9/30/1995  | 101,000 |
| 01-Oct-1995 | 1995 | 1  | 10 | OCT | 1  | 10/1/1995  | 77,500  |
| 02-Oct-1995 | 1995 | 1  | 10 | OCT | 2  | 10/2/1995  | 130,863 |
| 03-Oct-1995 | 1995 | 1  | 10 | OCT | 3  | 10/3/1995  | 102,996 |
| 04-Oct-1995 | 1995 | 1  | 10 | OCT | 4  | 10/4/1995  | 83,650  |
| 05-Oct-1995 | 1995 | 1  | 10 | OCT | 5  | 10/5/1995  | 83,620  |
| 06-Oct-1995 | 1995 | 1  | 10 | OCT | 6  | 10/6/1995  | 82,321  |
| 07-Oct-1995 | 1995 | 1  | 10 | OCT | 7  | 10/7/1995  | 93,402  |
| 08-Oct-1995 | 1995 | 1  | 10 | OCT | 8  | 10/8/1995  | 76,093  |
| 09-Oct-1995 | 1995 | 1  | 10 | OCT | 9  | 10/9/1995  | 84,960  |
| 10-Oct-1995 | 1995 | 1  | 10 | OCT | 10 | 10/10/1995 | 62,890  |
| 11-Oct-1995 | 1995 | 1  | 10 | OCT | 11 | 10/11/1995 | 63,080  |
| 12-Oct-1995 | 1995 | 1  | 10 | OCT | 12 | 10/12/1995 | 72,550  |
| 13-Oct-1995 | 1995 | 1  | 10 | OCT | 13 | 10/13/1995 | 68,161  |
| 14-Oct-1995 | 1995 | 1  | 10 | OCT | 14 | 10/14/1995 | 65,438  |
| 15-Oct-1995 | 1995 | 1  | 10 | OCT | 15 | 10/15/1995 | 70,869  |
| 16-Oct-1995 | 1995 | 1  | 10 | OCT | 16 | 10/16/1995 | 76,300  |
| 17-Oct-1995 | 1995 | 1  | 10 | OCT | 17 | 10/17/1995 | 64,200  |
| 18-Oct-1995 | 1995 | 1  | 10 | OCT | 18 | 10/18/1995 | 85,200  |
| 19-Oct-1995 | 1995 | 1  | 10 | OCT | 19 | 10/19/1995 | 99,100  |
| 20-Oct-1995 | 1995 | 1  | 10 | OCT | 20 | 10/20/1995 | 82,147  |

|             |      |   |    |     |    |            |         |
|-------------|------|---|----|-----|----|------------|---------|
| 21-Oct-1995 | 1995 | 1 | 10 | OCT | 21 | 10/21/1995 | 70,655  |
| 22-Oct-1995 | 1995 | 1 | 10 | OCT | 22 | 10/22/1995 | 70,879  |
| 23-Oct-1995 | 1995 | 1 | 10 | OCT | 23 | 10/23/1995 | 68,892  |
| 24-Oct-1995 | 1995 | 1 | 10 | OCT | 24 | 10/24/1995 | 63,641  |
| 25-Oct-1995 | 1995 | 1 | 10 | OCT | 25 | 10/25/1995 | 67,031  |
| 26-Oct-1995 | 1995 | 1 | 10 | OCT | 26 | 10/26/1995 | 66,246  |
| 27-Oct-1995 | 1995 | 1 | 10 | OCT | 27 | 10/27/1995 | 63,417  |
| 28-Oct-1995 | 1995 | 1 | 10 | OCT | 28 | 10/28/1995 | 75,655  |
| 29-Oct-1995 | 1995 | 1 | 10 | OCT | 29 | 10/29/1995 | 68,490  |
| 30-Oct-1995 | 1995 | 1 | 10 | OCT | 30 | 10/30/1995 | 68,499  |
| 31-Oct-1995 | 1995 | 1 | 10 | OCT | 31 | 10/31/1995 | 67,262  |
| 01-Nov-1995 | 1995 | 2 | 11 | NOV | 1  | 11/1/1995  | 61,910  |
| 02-Nov-1995 | 1995 | 2 | 11 | NOV | 2  | 11/2/1995  | 61,500  |
| 03-Nov-1995 | 1995 | 2 | 11 | NOV | 3  | 11/3/1995  | 54,400  |
| 04-Nov-1995 | 1995 | 2 | 11 | NOV | 4  | 11/4/1995  | 72,351  |
| 05-Nov-1995 | 1995 | 2 | 11 | NOV | 5  | 11/5/1995  | 68,920  |
| 06-Nov-1995 | 1995 | 2 | 11 | NOV | 6  | 11/6/1995  | 65,240  |
| 07-Nov-1995 | 1995 | 2 | 11 | NOV | 7  | 11/7/1995  | 66,220  |
| 08-Nov-1995 | 1995 | 2 | 11 | NOV | 8  | 11/8/1995  | 76,430  |
| 09-Nov-1995 | 1995 | 2 | 11 | NOV | 9  | 11/9/1995  | 71,370  |
| 10-Nov-1995 | 1995 | 2 | 11 | NOV | 10 | 11/10/1995 | 68,503  |
| 11-Nov-1995 | 1995 | 2 | 11 | NOV | 11 | 11/11/1995 | 70,428  |
| 12-Nov-1995 | 1995 | 2 | 11 | NOV | 12 | 11/12/1995 | 72,720  |
| 13-Nov-1995 | 1995 | 2 | 11 | NOV | 13 | 11/13/1995 | 70,800  |
| 14-Nov-1995 | 1995 | 2 | 11 | NOV | 14 | 11/14/1995 | 72,918  |
| 15-Nov-1995 | 1995 | 2 | 11 | NOV | 15 | 11/15/1995 | 74,480  |
| 16-Nov-1995 | 1995 | 2 | 11 | NOV | 16 | 11/16/1995 | 98,350  |
| 17-Nov-1995 | 1995 | 2 | 11 | NOV | 17 | 11/17/1995 | 77,987  |
| 18-Nov-1995 | 1995 | 2 | 11 | NOV | 18 | 11/18/1995 | 80,697  |
| 19-Nov-1995 | 1995 | 2 | 11 | NOV | 19 | 11/19/1995 | 73,150  |
| 20-Nov-1995 | 1995 | 2 | 11 | NOV | 20 | 11/20/1995 | 117,179 |
| 21-Nov-1995 | 1995 | 2 | 11 | NOV | 21 | 11/21/1995 | 129,442 |
| 22-Nov-1995 | 1995 | 2 | 11 | NOV | 22 | 11/22/1995 | 109,411 |
| 23-Nov-1995 | 1995 | 2 | 11 | NOV | 23 | 11/23/1995 | 140,517 |
| 24-Nov-1995 | 1995 | 2 | 11 | NOV | 24 | 11/24/1995 | 153,600 |
| 25-Nov-1995 | 1995 | 2 | 11 | NOV | 25 | 11/25/1995 | 164,767 |
| 26-Nov-1995 | 1995 | 2 | 11 | NOV | 26 | 11/26/1995 | 149,369 |
| 27-Nov-1995 | 1995 | 2 | 11 | NOV | 27 | 11/27/1995 | 104,680 |
| 28-Nov-1995 | 1995 | 2 | 11 | NOV | 28 | 11/28/1995 | 109,234 |
| 29-Nov-1995 | 1995 | 2 | 11 | NOV | 29 | 11/29/1995 | 111,129 |
| 30-Nov-1995 | 1995 | 2 | 11 | NOV | 30 | 11/30/1995 | 127,916 |
| 01-Dec-1995 | 1995 | 3 | 12 | DEC | 1  | 12/1/1995  | 144,029 |
| 02-Dec-1995 | 1995 | 3 | 12 | DEC | 2  | 12/2/1995  | 140,513 |
| 03-Dec-1995 | 1995 | 3 | 12 | DEC | 3  | 12/3/1995  | 132,582 |
| 04-Dec-1995 | 1995 | 3 | 12 | DEC | 4  | 12/4/1995  | 116,763 |
| 05-Dec-1995 | 1995 | 3 | 12 | DEC | 5  | 12/5/1995  | 108,224 |
| 06-Dec-1995 | 1995 | 3 | 12 | DEC | 6  | 12/6/1995  | 110,956 |
| 07-Dec-1995 | 1995 | 3 | 12 | DEC | 7  | 12/7/1995  | 116,993 |
| 08-Dec-1995 | 1995 | 3 | 12 | DEC | 8  | 12/8/1995  | 126,843 |
| 09-Dec-1995 | 1995 | 3 | 12 | DEC | 9  | 12/9/1995  | 142,636 |
| 10-Dec-1995 | 1995 | 3 | 12 | DEC | 10 | 12/10/1995 | 142,073 |
| 11-Dec-1995 | 1995 | 3 | 12 | DEC | 11 | 12/11/1995 | 132,179 |
| 12-Dec-1995 | 1995 | 3 | 12 | DEC | 12 | 12/12/1995 | 131,540 |
| 13-Dec-1995 | 1995 | 3 | 12 | DEC | 13 | 12/13/1995 | 133,503 |
| 14-Dec-1995 | 1995 | 3 | 12 | DEC | 14 | 12/14/1995 | 133,790 |
| 15-Dec-1995 | 1995 | 3 | 12 | DEC | 15 | 12/15/1995 | 138,714 |
| 16-Dec-1995 | 1995 | 3 | 12 | DEC | 16 | 12/16/1995 | 164,904 |
| 17-Dec-1995 | 1995 | 3 | 12 | DEC | 17 | 12/17/1995 | 188,032 |
| 18-Dec-1995 | 1995 | 3 | 12 | DEC | 18 | 12/18/1995 | 186,988 |
| 19-Dec-1995 | 1995 | 3 | 12 | DEC | 19 | 12/19/1995 | 210,708 |
| 20-Dec-1995 | 1995 | 3 | 12 | DEC | 20 | 12/20/1995 | 194,840 |
| 21-Dec-1995 | 1995 | 3 | 12 | DEC | 21 | 12/21/1995 | 197,384 |
| 22-Dec-1995 | 1995 | 3 | 12 | DEC | 22 | 12/22/1995 | 204,099 |
| 23-Dec-1995 | 1995 | 3 | 12 | DEC | 23 | 12/23/1995 | 207,975 |
| 24-Dec-1995 | 1995 | 3 | 12 | DEC | 24 | 12/24/1995 | 225,095 |
| 25-Dec-1995 | 1995 | 3 | 12 | DEC | 25 | 12/25/1995 | 228,529 |
| 26-Dec-1995 | 1995 | 3 | 12 | DEC | 26 | 12/26/1995 | 257,167 |
| 27-Dec-1995 | 1995 | 3 | 12 | DEC | 27 | 12/27/1995 | 287,619 |
| 28-Dec-1995 | 1995 | 3 | 12 | DEC | 28 | 12/28/1995 | 299,757 |
| 29-Dec-1995 | 1995 | 3 | 12 | DEC | 29 | 12/29/1995 | 300,240 |
| 30-Dec-1995 | 1995 | 3 | 12 | DEC | 30 | 12/30/1995 | 309,033 |
| 31-Dec-1995 | 1995 | 3 | 12 | DEC | 31 | 12/31/1995 | 308,085 |
| 01-Jan-1996 | 1996 | 4 | 1  | JAN | 1  | 1/1/1996   | 308,085 |
| 02-Jan-1996 | 1996 | 4 | 1  | JAN | 2  | 1/2/1996   | 275,998 |
| 03-Jan-1996 | 1996 | 4 | 1  | JAN | 3  | 1/3/1996   | 206,114 |
| 04-Jan-1996 | 1996 | 4 | 1  | JAN | 4  | 1/4/1996   | 182,081 |
| 05-Jan-1996 | 1996 | 4 | 1  | JAN | 5  | 1/5/1996   | 188,529 |
| 06-Jan-1996 | 1996 | 4 | 1  | JAN | 6  | 1/6/1996   | 194,297 |
| 07-Jan-1996 | 1996 | 4 | 1  | JAN | 7  | 1/7/1996   | 193,105 |

|             |      |   |   |     |    |           |         |
|-------------|------|---|---|-----|----|-----------|---------|
| 08-Jan-1996 | 1996 | 4 | 1 | JAN | 8  | 1/8/1996  | 173,747 |
| 09-Jan-1996 | 1996 | 4 | 1 | JAN | 9  | 1/9/1996  | 150,241 |
| 10-Jan-1996 | 1996 | 4 | 1 | JAN | 10 | 1/10/1996 | 143,949 |
| 11-Jan-1996 | 1996 | 4 | 1 | JAN | 11 | 1/11/1996 | 143,990 |
| 12-Jan-1996 | 1996 | 4 | 1 | JAN | 12 | 1/12/1996 | 144,464 |
| 13-Jan-1996 | 1996 | 4 | 1 | JAN | 13 | 1/13/1996 | 163,220 |
| 14-Jan-1996 | 1996 | 4 | 1 | JAN | 14 | 1/14/1996 | 210,873 |
| 15-Jan-1996 | 1996 | 4 | 1 | JAN | 15 | 1/15/1996 | 206,724 |
| 16-Jan-1996 | 1996 | 4 | 1 | JAN | 16 | 1/16/1996 | 193,278 |
| 17-Jan-1996 | 1996 | 4 | 1 | JAN | 17 | 1/17/1996 | 177,401 |
| 18-Jan-1996 | 1996 | 4 | 1 | JAN | 18 | 1/18/1996 | 173,351 |
| 19-Jan-1996 | 1996 | 4 | 1 | JAN | 19 | 1/19/1996 | 183,729 |
| 20-Jan-1996 | 1996 | 4 | 1 | JAN | 20 | 1/20/1996 | 190,304 |
| 21-Jan-1996 | 1996 | 4 | 1 | JAN | 21 | 1/21/1996 | 223,817 |
| 22-Jan-1996 | 1996 | 4 | 1 | JAN | 22 | 1/22/1996 | 201,383 |
| 23-Jan-1996 | 1996 | 4 | 1 | JAN | 23 | 1/23/1996 | 175,292 |
| 24-Jan-1996 | 1996 | 4 | 1 | JAN | 24 | 1/24/1996 | 160,783 |
| 25-Jan-1996 | 1996 | 4 | 1 | JAN | 25 | 1/25/1996 | 210,000 |
| 26-Jan-1996 | 1996 | 4 | 1 | JAN | 26 | 1/26/1996 | 166,039 |
| 27-Jan-1996 | 1996 | 4 | 1 | JAN | 27 | 1/27/1996 | 185,914 |
| 28-Jan-1996 | 1996 | 4 | 1 | JAN | 28 | 1/28/1996 | 215,182 |
| 29-Jan-1996 | 1996 | 4 | 1 | JAN | 29 | 1/29/1996 | 200,510 |
| 30-Jan-1996 | 1996 | 4 | 1 | JAN | 30 | 1/30/1996 | 175,874 |
| 31-Jan-1996 | 1996 | 4 | 1 | JAN | 31 | 1/31/1996 | 154,626 |
| 01-Feb-1996 | 1996 | 5 | 2 | FEB | 1  | 2/1/1996  | 169,949 |
| 02-Feb-1996 | 1996 | 5 | 2 | FEB | 2  | 2/2/1996  | 187,217 |
| 03-Feb-1996 | 1996 | 5 | 2 | FEB | 3  | 2/3/1996  | 206,307 |
| 04-Feb-1996 | 1996 | 5 | 2 | FEB | 4  | 2/4/1996  | 203,279 |
| 05-Feb-1996 | 1996 | 5 | 2 | FEB | 5  | 2/5/1996  | 187,810 |
| 06-Feb-1996 | 1996 | 5 | 2 | FEB | 6  | 2/6/1996  | 173,652 |
| 07-Feb-1996 | 1996 | 5 | 2 | FEB | 7  | 2/7/1996  | 175,292 |
| 08-Feb-1996 | 1996 | 5 | 2 | FEB | 8  | 2/8/1996  | 215,761 |
| 09-Feb-1996 | 1996 | 5 | 2 | FEB | 9  | 2/9/1996  | 223,960 |
| 10-Feb-1996 | 1996 | 5 | 2 | FEB | 10 | 2/10/1996 | 238,077 |
| 11-Feb-1996 | 1996 | 5 | 2 | FEB | 11 | 2/11/1996 | 220,989 |
| 12-Feb-1996 | 1996 | 5 | 2 | FEB | 12 | 2/12/1996 | 189,939 |
| 13-Feb-1996 | 1996 | 5 | 2 | FEB | 13 | 2/13/1996 | 181,598 |
| 14-Feb-1996 | 1996 | 5 | 2 | FEB | 14 | 2/14/1996 | 195,653 |
| 15-Feb-1996 | 1996 | 5 | 2 | FEB | 15 | 2/15/1996 | 206,625 |
| 16-Feb-1996 | 1996 | 5 | 2 | FEB | 16 | 2/16/1996 | 218,176 |
| 17-Feb-1996 | 1996 | 5 | 2 | FEB | 17 | 2/17/1996 | 267,908 |
| 18-Feb-1996 | 1996 | 5 | 2 | FEB | 18 | 2/18/1996 | 284,478 |
| 19-Feb-1996 | 1996 | 5 | 2 | FEB | 19 | 2/19/1996 | 258,636 |
| 20-Feb-1996 | 1996 | 5 | 2 | FEB | 20 | 2/20/1996 | 233,056 |
| 21-Feb-1996 | 1996 | 5 | 2 | FEB | 21 | 2/21/1996 | 220,157 |
| 22-Feb-1996 | 1996 | 5 | 2 | FEB | 22 | 2/22/1996 | 215,810 |
| 23-Feb-1996 | 1996 | 5 | 2 | FEB | 23 | 2/23/1996 | 227,458 |
| 24-Feb-1996 | 1996 | 5 | 2 | FEB | 24 | 2/24/1996 | 233,905 |
| 25-Feb-1996 | 1996 | 5 | 2 | FEB | 25 | 2/25/1996 | 234,492 |
| 26-Feb-1996 | 1996 | 5 | 2 | FEB | 26 | 2/26/1996 | 215,621 |
| 27-Feb-1996 | 1996 | 5 | 2 | FEB | 27 | 2/27/1996 | 209,288 |
| 28-Feb-1996 | 1996 | 5 | 2 | FEB | 28 | 2/28/1996 | 207,234 |
| 29-Feb-1996 | 1996 | 5 | 2 | FEB | 29 | 2/29/1996 | 211,643 |
| 01-Mar-1996 | 1996 | 6 | 3 | MAR | 1  | 3/1/1996  | 212,898 |
| 02-Mar-1996 | 1996 | 6 | 3 | MAR | 2  | 3/2/1996  | 256,240 |
| 03-Mar-1996 | 1996 | 6 | 3 | MAR | 3  | 3/3/1996  | 256,867 |
| 04-Mar-1996 | 1996 | 6 | 3 | MAR | 4  | 3/4/1996  | 239,985 |
| 05-Mar-1996 | 1996 | 6 | 3 | MAR | 5  | 3/5/1996  | 204,040 |
| 06-Mar-1996 | 1996 | 6 | 3 | MAR | 6  | 3/6/1996  | 239,060 |
| 07-Mar-1996 | 1996 | 6 | 3 | MAR | 7  | 3/7/1996  | 239,060 |
| 08-Mar-1996 | 1996 | 6 | 3 | MAR | 8  | 3/8/1996  | 254,946 |
| 09-Mar-1996 | 1996 | 6 | 3 | MAR | 9  | 3/9/1996  | 285,171 |
| 10-Mar-1996 | 1996 | 6 | 3 | MAR | 10 | 3/10/1996 | 280,775 |
| 11-Mar-1996 | 1996 | 6 | 3 | MAR | 11 | 3/11/1996 | 284,320 |
| 12-Mar-1996 | 1996 | 6 | 3 | MAR | 12 | 3/12/1996 | 283,988 |
| 13-Mar-1996 | 1996 | 6 | 3 | MAR | 13 | 3/13/1996 | 253,912 |
| 14-Mar-1996 | 1996 | 6 | 3 | MAR | 14 | 3/14/1996 | 236,166 |
| 15-Mar-1996 | 1996 | 6 | 3 | MAR | 15 | 3/15/1996 | 263,351 |
| 16-Mar-1996 | 1996 | 6 | 3 | MAR | 16 | 3/16/1996 | 246,143 |
| 17-Mar-1996 | 1996 | 6 | 3 | MAR | 17 | 3/17/1996 | 212,915 |
| 18-Mar-1996 | 1996 | 6 | 3 | MAR | 18 | 3/18/1996 | 189,105 |
| 19-Mar-1996 | 1996 | 6 | 3 | MAR | 19 | 3/19/1996 | 171,125 |
| 20-Mar-1996 | 1996 | 6 | 3 | MAR | 20 | 3/20/1996 | 197,572 |
| 21-Mar-1996 | 1996 | 6 | 3 | MAR | 21 | 3/21/1996 | 232,896 |
| 22-Mar-1996 | 1996 | 6 | 3 | MAR | 22 | 3/22/1996 | 256,804 |
| 23-Mar-1996 | 1996 | 6 | 3 | MAR | 23 | 3/23/1996 | 247,448 |
| 24-Mar-1996 | 1996 | 6 | 3 | MAR | 24 | 3/24/1996 | 232,820 |
| 25-Mar-1996 | 1996 | 6 | 3 | MAR | 25 | 3/25/1996 | 219,945 |
| 26-Mar-1996 | 1996 | 6 | 3 | MAR | 26 | 3/26/1996 | 210,847 |

|             |      |   |   |     |    |           |         |
|-------------|------|---|---|-----|----|-----------|---------|
| 27-Mar-1996 | 1996 | 6 | 3 | MAR | 27 | 3/27/1996 | 257,486 |
| 28-Mar-1996 | 1996 | 6 | 3 | MAR | 28 | 3/28/1996 | 221,915 |
| 29-Mar-1996 | 1996 | 6 | 3 | MAR | 29 | 3/29/1996 | 216,523 |
| 30-Mar-1996 | 1996 | 6 | 3 | MAR | 30 | 3/30/1996 | 229,483 |
| 31-Mar-1996 | 1996 | 6 | 3 | MAR | 31 | 3/31/1996 | 244,721 |
| 01-Apr-1996 | 1996 | 7 | 4 | APR | 1  | 4/1/1996  | 241,541 |
| 02-Apr-1996 | 1996 | 7 | 4 | APR | 2  | 4/2/1996  | 222,665 |
| 03-Apr-1996 | 1996 | 7 | 4 | APR | 3  | 4/3/1996  | 239,181 |
| 04-Apr-1996 | 1996 | 7 | 4 | APR | 4  | 4/4/1996  | 221,504 |
| 05-Apr-1996 | 1996 | 7 | 4 | APR | 5  | 4/5/1996  | 265,443 |
| 06-Apr-1996 | 1996 | 7 | 4 | APR | 6  | 4/6/1996  | 450,148 |
| 07-Apr-1996 | 1996 | 7 | 4 | APR | 7  | 4/7/1996  | 623,308 |
| 08-Apr-1996 | 1996 | 7 | 4 | APR | 8  | 4/8/1996  | 618,511 |
| 09-Apr-1996 | 1996 | 7 | 4 | APR | 9  | 4/9/1996  | 568,886 |
| 10-Apr-1996 | 1996 | 7 | 4 | APR | 10 | 4/10/1996 | 617,324 |
| 11-Apr-1996 | 1996 | 7 | 4 | APR | 11 | 4/11/1996 | 489,281 |
| 12-Apr-1996 | 1996 | 7 | 4 | APR | 12 | 4/12/1996 | 341,142 |
| 13-Apr-1996 | 1996 | 7 | 4 | APR | 13 | 4/13/1996 | 265,490 |
| 14-Apr-1996 | 1996 | 7 | 4 | APR | 14 | 4/14/1996 | 238,246 |
| 15-Apr-1996 | 1996 | 7 | 4 | APR | 15 | 4/15/1996 | 262,042 |
| 16-Apr-1996 | 1996 | 7 | 4 | APR | 16 | 4/16/1996 | 281,125 |
| 17-Apr-1996 | 1996 | 7 | 4 | APR | 17 | 4/17/1996 | 276,117 |
| 18-Apr-1996 | 1996 | 7 | 4 | APR | 18 | 4/18/1996 | 224,477 |
| 19-Apr-1996 | 1996 | 7 | 4 | APR | 19 | 4/19/1996 | 178,931 |
| 20-Apr-1996 | 1996 | 7 | 4 | APR | 20 | 4/20/1996 | 158,200 |
| 21-Apr-1996 | 1996 | 7 | 4 | APR | 21 | 4/21/1996 | 145,670 |
| 22-Apr-1996 | 1996 | 7 | 4 | APR | 22 | 4/22/1996 | 154,458 |
| 23-Apr-1996 | 1996 | 7 | 4 | APR | 23 | 4/23/1996 | 166,121 |
| 24-Apr-1996 | 1996 | 7 | 4 | APR | 24 | 4/24/1996 | 258,548 |
| 25-Apr-1996 | 1996 | 7 | 4 | APR | 25 | 4/25/1996 | 241,502 |
| 26-Apr-1996 | 1996 | 7 | 4 | APR | 26 | 4/26/1996 | 236,362 |
| 27-Apr-1996 | 1996 | 7 | 4 | APR | 27 | 4/27/1996 | 214,605 |
| 28-Apr-1996 | 1996 | 7 | 4 | APR | 28 | 4/28/1996 | 189,652 |
| 29-Apr-1996 | 1996 | 7 | 4 | APR | 29 | 4/29/1996 | 195,473 |
| 30-Apr-1996 | 1996 | 7 | 4 | APR | 30 | 4/30/1996 | 199,105 |
| 01-May-1996 | 1996 | 8 | 5 | MAY | 1  | 5/1/1996  | 207,835 |
| 02-May-1996 | 1996 | 8 | 5 | MAY | 2  | 5/2/1996  | 190,608 |
| 03-May-1996 | 1996 | 8 | 5 | MAY | 3  | 5/3/1996  | 174,368 |
| 04-May-1996 | 1996 | 8 | 5 | MAY | 4  | 5/4/1996  | 145,574 |
| 05-May-1996 | 1996 | 8 | 5 | MAY | 5  | 5/5/1996  | 138,177 |
| 06-May-1996 | 1996 | 8 | 5 | MAY | 6  | 5/6/1996  | 147,235 |
| 07-May-1996 | 1996 | 8 | 5 | MAY | 7  | 5/7/1996  | 173,875 |
| 08-May-1996 | 1996 | 8 | 5 | MAY | 8  | 5/8/1996  | 170,212 |
| 09-May-1996 | 1996 | 8 | 5 | MAY | 9  | 5/9/1996  | 203,072 |
| 10-May-1996 | 1996 | 8 | 5 | MAY | 10 | 5/10/1996 | 239,482 |
| 11-May-1996 | 1996 | 8 | 5 | MAY | 11 | 5/11/1996 | 259,818 |
| 12-May-1996 | 1996 | 8 | 5 | MAY | 12 | 5/12/1996 | 395,359 |
| 13-May-1996 | 1996 | 8 | 5 | MAY | 13 | 5/13/1996 | 490,167 |
| 14-May-1996 | 1996 | 8 | 5 | MAY | 14 | 5/14/1996 | 554,234 |
| 15-May-1996 | 1996 | 8 | 5 | MAY | 15 | 5/15/1996 | 582,382 |
| 16-May-1996 | 1996 | 8 | 5 | MAY | 16 | 5/16/1996 | 624,253 |
| 17-May-1996 | 1996 | 8 | 5 | MAY | 17 | 5/17/1996 | 673,730 |
| 18-May-1996 | 1996 | 8 | 5 | MAY | 18 | 5/18/1996 | 664,417 |
| 19-May-1996 | 1996 | 8 | 5 | MAY | 19 | 5/19/1996 | 541,031 |
| 20-May-1996 | 1996 | 8 | 5 | MAY | 20 | 5/20/1996 | 462,341 |
| 21-May-1996 | 1996 | 8 | 5 | MAY | 21 | 5/21/1996 | 409,277 |
| 22-May-1996 | 1996 | 8 | 5 | MAY | 22 | 5/22/1996 | 409,917 |
| 23-May-1996 | 1996 | 8 | 5 | MAY | 23 | 5/23/1996 | 444,101 |
| 24-May-1996 | 1996 | 8 | 5 | MAY | 24 | 5/24/1996 | 387,677 |
| 25-May-1996 | 1996 | 8 | 5 | MAY | 25 | 5/25/1996 | 374,617 |
| 26-May-1996 | 1996 | 8 | 5 | MAY | 26 | 5/26/1996 | 400,644 |
| 27-May-1996 | 1996 | 8 | 5 | MAY | 27 | 5/27/1996 | 422,613 |
| 28-May-1996 | 1996 | 8 | 5 | MAY | 28 | 5/28/1996 | 425,091 |
| 29-May-1996 | 1996 | 8 | 5 | MAY | 29 | 5/29/1996 | 462,773 |
| 30-May-1996 | 1996 | 8 | 5 | MAY | 30 | 5/30/1996 | 464,949 |
| 31-May-1996 | 1996 | 8 | 5 | MAY | 31 | 5/31/1996 | 449,066 |
| 01-Jun-1996 | 1996 | 9 | 6 | JUN | 1  | 6/1/1996  | 422,642 |
| 02-Jun-1996 | 1996 | 9 | 6 | JUN | 2  | 6/2/1996  | 424,855 |
| 03-Jun-1996 | 1996 | 9 | 6 | JUN | 3  | 6/3/1996  | 382,263 |
| 04-Jun-1996 | 1996 | 9 | 6 | JUN | 4  | 6/4/1996  | 422,642 |
| 05-Jun-1996 | 1996 | 9 | 6 | JUN | 5  | 6/5/1996  | 387,029 |
| 06-Jun-1996 | 1996 | 9 | 6 | JUN | 6  | 6/6/1996  | 365,248 |
| 07-Jun-1996 | 1996 | 9 | 6 | JUN | 7  | 6/7/1996  | 351,197 |
| 08-Jun-1996 | 1996 | 9 | 6 | JUN | 8  | 6/8/1996  | 352,941 |
| 09-Jun-1996 | 1996 | 9 | 6 | JUN | 9  | 6/9/1996  | 350,701 |
| 10-Jun-1996 | 1996 | 9 | 6 | JUN | 10 | 6/10/1996 | 361,978 |
| 11-Jun-1996 | 1996 | 9 | 6 | JUN | 11 | 6/11/1996 | 361,285 |
| 12-Jun-1996 | 1996 | 9 | 6 | JUN | 12 | 6/12/1996 | 344,320 |
| 13-Jun-1996 | 1996 | 9 | 6 | JUN | 13 | 6/13/1996 | 350,519 |

|             |      |    |   |     |    |           |         |         |
|-------------|------|----|---|-----|----|-----------|---------|---------|
| 14-Jun-1996 | 1996 | 9  | 6 | JUN | 14 | 6/14/1996 | 344,175 |         |
| 15-Jun-1996 | 1996 | 9  | 6 | JUN | 15 | 6/15/1996 | 318,445 |         |
| 16-Jun-1996 | 1996 | 9  | 6 | JUN | 16 | 6/16/1996 | 304,363 |         |
| 17-Jun-1996 | 1996 | 9  | 6 | JUN | 17 | 6/17/1996 | 304,432 |         |
| 18-Jun-1996 | 1996 | 9  | 6 | JUN | 18 | 6/18/1996 | 291,658 |         |
| 19-Jun-1996 | 1996 | 9  | 6 | JUN | 19 | 6/19/1996 | 270,943 |         |
| 20-Jun-1996 | 1996 | 9  | 6 | JUN | 20 | 6/20/1996 | 243,826 |         |
| 21-Jun-1996 | 1996 | 9  | 6 | JUN | 21 | 6/21/1996 | 231,114 |         |
| 22-Jun-1996 | 1996 | 9  | 6 | JUN | 22 | 6/22/1996 | 249,834 |         |
| 23-Jun-1996 | 1996 | 9  | 6 | JUN | 23 | 6/23/1996 | 230,592 |         |
| 24-Jun-1996 | 1996 | 9  | 6 | JUN | 24 | 6/24/1996 | 231,692 |         |
| 25-Jun-1996 | 1996 | 9  | 6 | JUN | 25 | 6/25/1996 | 226,187 |         |
| 26-Jun-1996 | 1996 | 9  | 6 | JUN | 26 | 6/26/1996 | 213,505 |         |
| 27-Jun-1996 | 1996 | 9  | 6 | JUN | 27 | 6/27/1996 | 202,080 |         |
| 28-Jun-1996 | 1996 | 9  | 6 | JUN | 28 | 6/28/1996 | 204,472 |         |
| 29-Jun-1996 | 1996 | 9  | 6 | JUN | 29 | 6/29/1996 | 192,449 |         |
| 30-Jun-1996 | 1996 | 9  | 6 | JUN | 30 | 6/30/1996 | 196,898 |         |
| 01-Jul-1996 | 1996 | 10 | 7 | JUL | 1  | 7/1/1996  | 173,113 |         |
| 02-Jul-1996 | 1996 | 10 | 7 | JUL | 2  | 7/2/1996  | 171,934 |         |
| 03-Jul-1996 | 1996 | 10 | 7 | JUL | 3  | 7/3/1996  | 178,019 |         |
| 04-Jul-1996 | 1996 | 10 | 7 | JUL | 4  | 7/4/1996  | 187,889 |         |
| 05-Jul-1996 | 1996 | 10 | 7 | JUL | 5  | 7/5/1996  | 196,529 |         |
| 06-Jul-1996 | 1996 | 10 | 7 | JUL | 6  | 7/6/1996  | 195,362 |         |
| 07-Jul-1996 | 1996 | 10 | 7 | JUL | 7  | 7/7/1996  | 175,229 |         |
| 08-Jul-1996 | 1996 | 10 | 7 | JUL | 8  | 7/8/1996  | 167,259 |         |
| 09-Jul-1996 | 1996 | 10 | 7 | JUL | 9  | 7/9/1996  | 164,850 |         |
| 10-Jul-1996 | 1996 | 10 | 7 | JUL | 10 | 7/10/1996 | 165,170 |         |
| 11-Jul-1996 | 1996 | 10 | 7 | JUL | 11 | 7/11/1996 | 163,901 |         |
| 12-Jul-1996 | 1996 | 10 | 7 | JUL | 12 | 7/12/1996 | 176,590 |         |
| 13-Jul-1996 | 1996 | 10 | 7 | JUL | 13 | 7/13/1996 | 175,949 |         |
| 14-Jul-1996 | 1996 | 10 | 7 | JUL | 14 | 7/14/1996 | 164,404 |         |
| 15-Jul-1996 | 1996 | 10 | 7 | JUL | 15 | 7/15/1996 | 149,869 |         |
| 16-Jul-1996 | 1996 | 10 | 7 | JUL | 16 | 7/16/1996 | 150,554 |         |
| 17-Jul-1996 | 1996 | 10 | 7 | JUL | 17 | 7/17/1996 | 147,556 |         |
| 18-Jul-1996 | 1996 | 10 | 7 | JUL | 18 | 7/18/1996 | 148,665 |         |
| 19-Jul-1996 | 1996 | 10 | 7 | JUL | 19 | 7/19/1996 | 160,012 |         |
| 20-Jul-1996 | 1996 | 10 | 7 | JUL | 20 | 7/20/1996 | 162,552 |         |
| 21-Jul-1996 | 1996 | 10 | 7 | JUL | 21 | 7/21/1996 | 154,221 |         |
| 22-Jul-1996 | 1996 | 10 | 7 | JUL | 22 | 7/22/1996 | 161,000 |         |
| 23-Jul-1996 | 1996 | 10 | 7 | JUL | 23 | 7/23/1996 | 154,254 |         |
| 24-Jul-1996 | 1996 | 10 | 7 | JUL | 24 | 7/24/1996 | 164,225 |         |
| 25-Jul-1996 | 1996 | 10 | 7 | JUL | 25 | 7/25/1996 | 162,145 |         |
| 26-Jul-1996 | 1996 | 10 | 7 | JUL | 26 | 7/26/1996 | 176,366 | 85,023  |
| 27-Jul-1996 | 1996 | 10 | 7 | JUL | 27 | 7/27/1996 | 177,930 | 89,303  |
| 28-Jul-1996 | 1996 | 10 | 7 | JUL | 28 | 7/28/1996 | 190,225 | 103,328 |
| 29-Jul-1996 | 1996 | 10 | 7 | JUL | 29 | 7/29/1996 | 176,322 | 87,588  |
| 30-Jul-1996 | 1996 | 10 | 7 | JUL | 30 | 7/30/1996 | 184,916 | 95,196  |
| 31-Jul-1996 | 1996 | 10 | 7 | JUL | 31 | 7/31/1996 | 184,916 | 88,625  |
| 01-Aug-1996 | 1996 | 11 | 8 | AUG | 1  | 8/1/1996  | 177,669 | 89,367  |
| 02-Aug-1996 | 1996 | 11 | 8 | AUG | 2  | 8/2/1996  | 172,193 | 86,613  |
| 03-Aug-1996 | 1996 | 11 | 8 | AUG | 3  | 8/3/1996  | 177,212 | 89,137  |
| 04-Aug-1996 | 1996 | 11 | 8 | AUG | 4  | 8/4/1996  | 169,428 | 85,222  |
| 05-Aug-1996 | 1996 | 11 | 8 | AUG | 5  | 8/5/1996  | 168,942 | 84,978  |
| 06-Aug-1996 | 1996 | 11 | 8 | AUG | 6  | 8/6/1996  | 181,327 | 91,207  |
| 07-Aug-1996 | 1996 | 11 | 8 | AUG | 7  | 8/7/1996  | 181,234 | 91,161  |
| 08-Aug-1996 | 1996 | 11 | 8 | AUG | 8  | 8/8/1996  | 175,868 | 88,462  |
| 09-Aug-1996 | 1996 | 11 | 8 | AUG | 9  | 8/9/1996  | 168,462 | 84,736  |
| 10-Aug-1996 | 1996 | 11 | 8 | AUG | 10 | 8/10/1996 | 155,497 | 78,215  |
| 11-Aug-1996 | 1996 | 11 | 8 | AUG | 11 | 8/11/1996 | 163,233 | 82,106  |
| 12-Aug-1996 | 1996 | 11 | 8 | AUG | 12 | 8/12/1996 | 143,522 | 72,191  |
| 13-Aug-1996 | 1996 | 11 | 8 | AUG | 13 | 8/13/1996 | 168,552 | 84,782  |
| 14-Aug-1996 | 1996 | 11 | 8 | AUG | 14 | 8/14/1996 | 163,463 | 82,222  |
| 15-Aug-1996 | 1996 | 11 | 8 | AUG | 15 | 8/15/1996 | 168,524 | 84,767  |
| 16-Aug-1996 | 1996 | 11 | 8 | AUG | 16 | 8/16/1996 | 166,585 | 83,792  |
| 17-Aug-1996 | 1996 | 11 | 8 | AUG | 17 | 8/17/1996 | 176,805 | 88,933  |
| 18-Aug-1996 | 1996 | 11 | 8 | AUG | 18 | 8/18/1996 | 179,446 | 90,262  |
| 19-Aug-1996 | 1996 | 11 | 8 | AUG | 19 | 8/19/1996 | 177,277 | 89,170  |
| 20-Aug-1996 | 1996 | 11 | 8 | AUG | 20 | 8/20/1996 | 170,020 | 85,520  |
| 21-Aug-1996 | 1996 | 11 | 8 | AUG | 21 | 8/21/1996 | 163,186 | 82,083  |
| 22-Aug-1996 | 1996 | 11 | 8 | AUG | 22 | 8/22/1996 | 160,478 | 80,720  |
| 23-Aug-1996 | 1996 | 11 | 8 | AUG | 23 | 8/23/1996 | 154,441 | 77,684  |
| 24-Aug-1996 | 1996 | 11 | 8 | AUG | 24 | 8/24/1996 | 155,337 | 78,134  |
| 25-Aug-1996 | 1996 | 11 | 8 | AUG | 25 | 8/25/1996 | 149,026 | 74,960  |
| 26-Aug-1996 | 1996 | 11 | 8 | AUG | 26 | 8/26/1996 | 133,732 | 67,267  |
| 27-Aug-1996 | 1996 | 11 | 8 | AUG | 27 | 8/27/1996 | 129,371 | 65,074  |
| 28-Aug-1996 | 1996 | 11 | 8 | AUG | 28 | 8/28/1996 | 110,759 | 55,712  |
| 29-Aug-1996 | 1996 | 11 | 8 | AUG | 29 | 8/29/1996 | 119,921 | 60,320  |
| 30-Aug-1996 | 1996 | 11 | 8 | AUG | 30 | 8/30/1996 | 116,841 | 58,771  |
| 31-Aug-1996 | 1996 | 11 | 8 | AUG | 31 | 8/31/1996 | 145,367 | 73,120  |

|             |      |    |    |     |    |            |         |        |
|-------------|------|----|----|-----|----|------------|---------|--------|
| 01-Sep-1996 | 1996 | 12 | 9  | SEP | 1  | 9/1/1996   | 176,709 | 79,519 |
| 02-Sep-1996 | 1996 | 12 | 9  | SEP | 2  | 9/2/1996   | 160,423 | 72,190 |
| 03-Sep-1996 | 1996 | 12 | 9  | SEP | 3  | 9/3/1996   | 132,116 | 59,452 |
| 04-Sep-1996 | 1996 | 12 | 9  | SEP | 4  | 9/4/1996   | 134,928 | 60,718 |
| 05-Sep-1996 | 1996 | 12 | 9  | SEP | 5  | 9/5/1996   | 117,430 | 52,843 |
| 06-Sep-1996 | 1996 | 12 | 9  | SEP | 6  | 9/6/1996   | 117,537 | 52,892 |
| 07-Sep-1996 | 1996 | 12 | 9  | SEP | 7  | 9/7/1996   | 126,500 | 56,925 |
| 08-Sep-1996 | 1996 | 12 | 9  | SEP | 8  | 9/8/1996   | 117,215 | 52,747 |
| 09-Sep-1996 | 1996 | 12 | 9  | SEP | 9  | 9/9/1996   | 103,997 | 46,799 |
| 10-Sep-1996 | 1996 | 12 | 9  | SEP | 10 | 9/10/1996  | 133,298 | 59,984 |
| 11-Sep-1996 | 1996 | 12 | 9  | SEP | 11 | 9/11/1996  | 151,579 | 68,211 |
| 12-Sep-1996 | 1996 | 12 | 9  | SEP | 12 | 9/12/1996  | 172,435 | 77,596 |
| 13-Sep-1996 | 1996 | 12 | 9  | SEP | 13 | 9/13/1996  | 171,610 | 77,224 |
| 14-Sep-1996 | 1996 | 12 | 9  | SEP | 14 | 9/14/1996  | 152,397 | 68,579 |
| 15-Sep-1996 | 1996 | 12 | 9  | SEP | 15 | 9/15/1996  | 134,484 | 60,518 |
| 16-Sep-1996 | 1996 | 12 | 9  | SEP | 16 | 9/16/1996  | 172,987 | 69,195 |
| 17-Sep-1996 | 1996 | 12 | 9  | SEP | 17 | 9/17/1996  | 183,862 | 73,545 |
| 18-Sep-1996 | 1996 | 12 | 9  | SEP | 18 | 9/18/1996  | 182,708 | 73,083 |
| 19-Sep-1996 | 1996 | 12 | 9  | SEP | 19 | 9/19/1996  | 167,001 | 66,800 |
| 20-Sep-1996 | 1996 | 12 | 9  | SEP | 20 | 9/20/1996  | 189,823 | 75,929 |
| 21-Sep-1996 | 1996 | 12 | 9  | SEP | 21 | 9/21/1996  | 180,878 | 72,351 |
| 22-Sep-1996 | 1996 | 12 | 9  | SEP | 22 | 9/22/1996  | 174,548 | 69,819 |
| 23-Sep-1996 | 1996 | 12 | 9  | SEP | 23 | 9/23/1996  | 164,794 | 65,918 |
| 24-Sep-1996 | 1996 | 12 | 9  | SEP | 24 | 9/24/1996  | 157,664 | 63,066 |
| 25-Sep-1996 | 1996 | 12 | 9  | SEP | 25 | 9/25/1996  | 161,468 | 58,553 |
| 26-Sep-1996 | 1996 | 12 | 9  | SEP | 26 | 9/26/1996  | 161,727 | 56,646 |
| 27-Sep-1996 | 1996 | 12 | 9  | SEP | 27 | 9/27/1996  | 156,496 | 56,703 |
| 28-Sep-1996 | 1996 | 12 | 9  | SEP | 28 | 9/28/1996  | 152,854 | 54,302 |
| 29-Sep-1996 | 1996 | 12 | 9  | SEP | 29 | 9/29/1996  | 159,388 | 56,992 |
| 30-Sep-1996 | 1996 | 12 | 9  | SEP | 30 | 9/30/1996  | 153,996 | 53,755 |
| 01-Oct-1996 | 1996 | 1  | 10 | OCT | 1  | 10/1/1996  | 145,533 | 48,171 |
| 02-Oct-1996 | 1996 | 1  | 10 | OCT | 2  | 10/2/1996  | 147,267 | 41,955 |
| 03-Oct-1996 | 1996 | 1  | 10 | OCT | 3  | 10/3/1996  | 147,702 | 45,610 |
| 04-Oct-1996 | 1996 | 1  | 10 | OCT | 4  | 10/4/1996  | 161,879 | 55,848 |
| 05-Oct-1996 | 1996 | 1  | 10 | OCT | 5  | 10/5/1996  | 166,661 | 58,825 |
| 06-Oct-1996 | 1996 | 1  | 10 | OCT | 6  | 10/6/1996  | 156,489 | 51,140 |
| 07-Oct-1996 | 1996 | 1  | 10 | OCT | 7  | 10/7/1996  | 128,928 | 36,806 |
| 08-Oct-1996 | 1996 | 1  | 10 | OCT | 8  | 10/8/1996  | 160,768 | 37,765 |
| 09-Oct-1996 | 1996 | 1  | 10 | OCT | 9  | 10/9/1996  | 130,926 | 36,925 |
| 10-Oct-1996 | 1996 | 1  | 10 | OCT | 10 | 10/10/1996 | 117,575 | 34,001 |
| 11-Oct-1996 | 1996 | 1  | 10 | OCT | 11 | 10/11/1996 | 127,816 | 38,844 |
| 12-Oct-1996 | 1996 | 1  | 10 | OCT | 12 | 10/12/1996 | 129,513 | 35,301 |
| 13-Oct-1996 | 1996 | 1  | 10 | OCT | 13 | 10/13/1996 | 136,817 | 38,464 |
| 14-Oct-1996 | 1996 | 1  | 10 | OCT | 14 | 10/14/1996 | 126,191 | 40,984 |
| 15-Oct-1996 | 1996 | 1  | 10 | OCT | 15 | 10/15/1996 | 140,799 | 49,431 |
| 16-Oct-1996 | 1996 | 1  | 10 | OCT | 16 | 10/16/1996 | 135,196 | 42,914 |
| 17-Oct-1996 | 1996 | 1  | 10 | OCT | 17 | 10/17/1996 | 131,253 | 39,028 |
| 18-Oct-1996 | 1996 | 1  | 10 | OCT | 18 | 10/18/1996 | 123,166 | 36,276 |
| 19-Oct-1996 | 1996 | 1  | 10 | OCT | 19 | 10/19/1996 | 118,788 | 34,986 |
| 20-Oct-1996 | 1996 | 1  | 10 | OCT | 20 | 10/20/1996 | 128,242 | 37,771 |
| 21-Oct-1996 | 1996 | 1  | 10 | OCT | 21 | 10/21/1996 | 143,067 | 42,137 |
| 22-Oct-1996 | 1996 | 1  | 10 | OCT | 22 | 10/22/1996 | 123,113 | 36,260 |
| 23-Oct-1996 | 1996 | 1  | 10 | OCT | 23 | 10/23/1996 | 118,016 | 34,759 |
| 24-Oct-1996 | 1996 | 1  | 10 | OCT | 24 | 10/24/1996 | 132,739 | 45,968 |
| 25-Oct-1996 | 1996 | 1  | 10 | OCT | 25 | 10/25/1996 | 116,219 | 39,570 |
| 26-Oct-1996 | 1996 | 1  | 10 | OCT | 26 | 10/26/1996 | 114,080 | 37,719 |
| 27-Oct-1996 | 1996 | 1  | 10 | OCT | 27 | 10/27/1996 | 113,910 | 40,174 |
| 28-Oct-1996 | 1996 | 1  | 10 | OCT | 28 | 10/28/1996 | 110,403 | 34,255 |
| 29-Oct-1996 | 1996 | 1  | 10 | OCT | 29 | 10/29/1996 | 124,944 | 51,895 |
| 30-Oct-1996 | 1996 | 1  | 10 | OCT | 30 | 10/30/1996 | 86,495  | 44,844 |
| 31-Oct-1996 | 1996 | 1  | 10 | OCT | 31 | 10/31/1996 | 115,574 | 40,961 |
| 01-Nov-1996 | 1996 | 2  | 11 | NOV | 1  | 11/1/1996  | 106,830 | 36,978 |
| 02-Nov-1996 | 1996 | 2  | 11 | NOV | 2  | 11/2/1996  | 103,956 | 30,486 |
| 03-Nov-1996 | 1996 | 2  | 11 | NOV | 3  | 11/3/1996  | 109,961 | 33,671 |
| 04-Nov-1996 | 1996 | 2  | 11 | NOV | 4  | 11/4/1996  | 112,805 | 40,314 |
| 05-Nov-1996 | 1996 | 2  | 11 | NOV | 5  | 11/5/1996  | 106,444 | 39,141 |
| 06-Nov-1996 | 1996 | 2  | 11 | NOV | 6  | 11/6/1996  | 108,164 | 23,420 |
| 07-Nov-1996 | 1996 | 2  | 11 | NOV | 7  | 11/7/1996  | 105,334 | 37,506 |
| 08-Nov-1996 | 1996 | 2  | 11 | NOV | 8  | 11/8/1996  | 101,165 | 35,372 |
| 09-Nov-1996 | 1996 | 2  | 11 | NOV | 9  | 11/9/1996  | 102,737 | 32,842 |
| 10-Nov-1996 | 1996 | 2  | 11 | NOV | 10 | 11/10/1996 | 99,112  | 34,528 |
| 11-Nov-1996 | 1996 | 2  | 11 | NOV | 11 | 11/11/1996 | 125,438 | 56,088 |
| 12-Nov-1996 | 1996 | 2  | 11 | NOV | 12 | 11/12/1996 | 76,176  | 39,744 |
| 13-Nov-1996 | 1996 | 2  | 11 | NOV | 13 | 11/13/1996 | 112,292 | 37,071 |
| 14-Nov-1996 | 1996 | 2  | 11 | NOV | 14 | 11/14/1996 | 108,648 | 39,189 |
| 15-Nov-1996 | 1996 | 2  | 11 | NOV | 15 | 11/15/1996 | 116,422 | 45,213 |
| 16-Nov-1996 | 1996 | 2  | 11 | NOV | 16 | 11/16/1996 | 110,986 | 42,948 |
| 17-Nov-1996 | 1996 | 2  | 11 | NOV | 17 | 11/17/1996 | 111,147 | 40,625 |
| 18-Nov-1996 | 1996 | 2  | 11 | NOV | 18 | 11/18/1996 | 127,158 | 56,617 |

|             |      |   |    |     |    |            |         |         |
|-------------|------|---|----|-----|----|------------|---------|---------|
| 19-Nov-1996 | 1996 | 2 | 11 | NOV | 19 | 11/19/1996 | 133,750 | 60,191  |
| 20-Nov-1996 | 1996 | 2 | 11 | NOV | 20 | 11/20/1996 | 127,899 | 50,966  |
| 21-Nov-1996 | 1996 | 2 | 11 | NOV | 21 | 11/21/1996 | 132,554 | 53,143  |
| 22-Nov-1996 | 1996 | 2 | 11 | NOV | 22 | 11/22/1996 | 129,156 | 51,430  |
| 23-Nov-1996 | 1996 | 2 | 11 | NOV | 23 | 11/23/1996 | 125,200 | 48,846  |
| 24-Nov-1996 | 1996 | 2 | 11 | NOV | 24 | 11/24/1996 | 132,241 | 55,374  |
| 25-Nov-1996 | 1996 | 2 | 11 | NOV | 25 | 11/25/1996 | 132,127 | 64,441  |
| 26-Nov-1996 | 1996 | 2 | 11 | NOV | 26 | 11/26/1996 | 161,113 | 75,703  |
| 27-Nov-1996 | 1996 | 2 | 11 | NOV | 27 | 11/27/1996 | 158,622 | 78,245  |
| 28-Nov-1996 | 1996 | 2 | 11 | NOV | 28 | 11/28/1996 | 194,722 | 100,717 |
| 29-Nov-1996 | 1996 | 2 | 11 | NOV | 29 | 11/29/1996 | 208,930 | 114,501 |
| 30-Nov-1996 | 1996 | 2 | 11 | NOV | 30 | 11/30/1996 | 212,388 | 112,451 |
| 01-Dec-1996 | 1996 | 3 | 12 | DEC | 1  | 12/1/1996  | 217,540 | 117,056 |
| 02-Dec-1996 | 1996 | 3 | 12 | DEC | 2  | 12/2/1996  | 179,608 | 96,315  |
| 03-Dec-1996 | 1996 | 3 | 12 | DEC | 3  | 12/3/1996  | 182,893 | 94,226  |
| 04-Dec-1996 | 1996 | 3 | 12 | DEC | 4  | 12/4/1996  | 193,906 | 100,481 |
| 05-Dec-1996 | 1996 | 3 | 12 | DEC | 5  | 12/5/1996  | 201,942 | 104,390 |
| 06-Dec-1996 | 1996 | 3 | 12 | DEC | 6  | 12/6/1996  | 219,265 | 120,111 |
| 07-Dec-1996 | 1996 | 3 | 12 | DEC | 7  | 12/7/1996  | 204,430 | 106,908 |
| 08-Dec-1996 | 1996 | 3 | 12 | DEC | 8  | 12/8/1996  | 191,605 | 104,125 |
| 09-Dec-1996 | 1996 | 3 | 12 | DEC | 9  | 12/9/1996  | 173,067 | 88,181  |
| 10-Dec-1996 | 1996 | 3 | 12 | DEC | 10 | 12/10/1996 | 163,965 | 85,491  |
| 11-Dec-1996 | 1996 | 3 | 12 | DEC | 11 | 12/11/1996 | 167,483 | 81,818  |
| 12-Dec-1996 | 1996 | 3 | 12 | DEC | 12 | 12/12/1996 | 170,578 | 94,049  |
| 13-Dec-1996 | 1996 | 3 | 12 | DEC | 13 | 12/13/1996 | 196,463 | 110,011 |
| 14-Dec-1996 | 1996 | 3 | 12 | DEC | 14 | 12/14/1996 | 210,550 | 125,152 |
| 15-Dec-1996 | 1996 | 3 | 12 | DEC | 15 | 12/15/1996 | 219,348 | 132,352 |
| 16-Dec-1996 | 1996 | 3 | 12 | DEC | 16 | 12/16/1996 | 211,092 | 123,659 |
| 17-Dec-1996 | 1996 | 3 | 12 | DEC | 17 | 12/17/1996 | 211,093 | 111,427 |
| 18-Dec-1996 | 1996 | 3 | 12 | DEC | 18 | 12/18/1996 | 202,835 | 116,832 |
| 19-Dec-1996 | 1996 | 3 | 12 | DEC | 19 | 12/19/1996 | 215,202 | 133,189 |
| 20-Dec-1996 | 1996 | 3 | 12 | DEC | 20 | 12/20/1996 | 228,137 | 143,372 |
| 21-Dec-1996 | 1996 | 3 | 12 | DEC | 21 | 12/21/1996 | 272,048 | 164,964 |
| 22-Dec-1996 | 1996 | 3 | 12 | DEC | 22 | 12/22/1996 | 315,958 | 182,283 |
| 23-Dec-1996 | 1996 | 3 | 12 | DEC | 23 | 12/23/1996 | 312,429 | 185,940 |
| 24-Dec-1996 | 1996 | 3 | 12 | DEC | 24 | 12/24/1996 | 316,867 | 176,649 |
| 25-Dec-1996 | 1996 | 3 | 12 | DEC | 25 | 12/25/1996 | 319,204 | 174,084 |
| 26-Dec-1996 | 1996 | 3 | 12 | DEC | 26 | 12/26/1996 | 344,987 | 200,231 |
| 27-Dec-1996 | 1996 | 3 | 12 | DEC | 27 | 12/27/1996 | 364,741 | 202,650 |
| 28-Dec-1996 | 1996 | 3 | 12 | DEC | 28 | 12/28/1996 | 389,604 | 211,563 |
| 29-Dec-1996 | 1996 | 3 | 12 | DEC | 29 | 12/29/1996 | 393,306 | 210,713 |
| 30-Dec-1996 | 1996 | 3 | 12 | DEC | 30 | 12/30/1996 | 392,055 | 216,492 |
| 31-Dec-1996 | 1996 | 3 | 12 | DEC | 31 | 12/31/1996 | 421,311 | 228,598 |
| 01-Jan-1997 | 1997 | 4 | 1  | JAN | 1  | 1/1/1997   | 431,488 | 229,560 |
| 02-Jan-1997 | 1997 | 4 | 1  | JAN | 2  | 1/2/1997   | 377,044 | 206,419 |
| 03-Jan-1997 | 1997 | 4 | 1  | JAN | 3  | 1/3/1997   | 341,488 | 197,928 |
| 04-Jan-1997 | 1997 | 4 | 1  | JAN | 4  | 1/4/1997   | 319,208 | 175,627 |
| 05-Jan-1997 | 1997 | 4 | 1  | JAN | 5  | 1/5/1997   | 286,363 | 157,916 |
| 06-Jan-1997 | 1997 | 4 | 1  | JAN | 6  | 1/6/1997   | 261,350 | 147,765 |
| 07-Jan-1997 | 1997 | 4 | 1  | JAN | 7  | 1/7/1997   | 246,926 | 138,283 |
| 08-Jan-1997 | 1997 | 4 | 1  | JAN | 8  | 1/8/1997   | 239,346 | 134,548 |
| 09-Jan-1997 | 1997 | 4 | 1  | JAN | 9  | 1/9/1997   | 236,902 | 130,655 |
| 10-Jan-1997 | 1997 | 4 | 1  | JAN | 10 | 1/10/1997  | 236,771 | 130,196 |
| 11-Jan-1997 | 1997 | 4 | 1  | JAN | 11 | 1/11/1997  | 250,124 | 132,479 |
| 12-Jan-1997 | 1997 | 4 | 1  | JAN | 12 | 1/12/1997  | 275,982 | 147,567 |
| 13-Jan-1997 | 1997 | 4 | 1  | JAN | 13 | 1/13/1997  | 257,251 | 139,506 |
| 14-Jan-1997 | 1997 | 4 | 1  | JAN | 14 | 1/14/1997  | 239,604 | 138,717 |
| 15-Jan-1997 | 1997 | 4 | 1  | JAN | 15 | 1/15/1997  | 240,076 | 135,846 |
| 16-Jan-1997 | 1997 | 4 | 1  | JAN | 16 | 1/16/1997  | 247,924 | 150,158 |
| 17-Jan-1997 | 1997 | 4 | 1  | JAN | 17 | 1/17/1997  | 295,231 | 173,081 |
| 18-Jan-1997 | 1997 | 4 | 1  | JAN | 18 | 1/18/1997  | 315,256 | 179,761 |
| 19-Jan-1997 | 1997 | 4 | 1  | JAN | 19 | 1/19/1997  | 318,396 | 185,417 |
| 20-Jan-1997 | 1997 | 4 | 1  | JAN | 20 | 1/20/1997  | 300,664 | 182,356 |
| 21-Jan-1997 | 1997 | 4 | 1  | JAN | 21 | 1/21/1997  | 280,847 | 170,133 |
| 22-Jan-1997 | 1997 | 4 | 1  | JAN | 22 | 1/22/1997  | 272,465 | 160,388 |
| 23-Jan-1997 | 1997 | 4 | 1  | JAN | 23 | 1/23/1997  | 262,942 | 168,272 |
| 24-Jan-1997 | 1997 | 4 | 1  | JAN | 24 | 1/24/1997  | 260,544 | 166,738 |
| 25-Jan-1997 | 1997 | 4 | 1  | JAN | 25 | 1/25/1997  | 266,223 | 170,372 |
| 26-Jan-1997 | 1997 | 4 | 1  | JAN | 26 | 1/26/1997  | 264,969 | 169,569 |
| 27-Jan-1997 | 1997 | 4 | 1  | JAN | 27 | 1/27/1997  | 248,695 | 159,154 |
| 28-Jan-1997 | 1997 | 4 | 1  | JAN | 28 | 1/28/1997  | 233,978 | 149,736 |
| 29-Jan-1997 | 1997 | 4 | 1  | JAN | 29 | 1/29/1997  | 228,287 | 146,094 |
| 30-Jan-1997 | 1997 | 4 | 1  | JAN | 30 | 1/30/1997  | 251,524 | 160,965 |
| 31-Jan-1997 | 1997 | 4 | 1  | JAN | 31 | 1/31/1997  | 261,300 | 167,221 |
| 01-Feb-1997 | 1997 | 5 | 2  | FEB | 1  | 2/1/1997   | 265,132 | 138,485 |
| 02-Feb-1997 | 1997 | 5 | 2  | FEB | 2  | 2/2/1997   | 279,822 | 162,898 |
| 03-Feb-1997 | 1997 | 5 | 2  | FEB | 3  | 2/3/1997   | 299,743 | 197,928 |
| 04-Feb-1997 | 1997 | 5 | 2  | FEB | 4  | 2/4/1997   | 265,969 | 175,627 |
| 05-Feb-1997 | 1997 | 5 | 2  | FEB | 5  | 2/5/1997   | 239,147 | 157,916 |

|             |      |   |   |     |    |           |         |         |
|-------------|------|---|---|-----|----|-----------|---------|---------|
| 06-Feb-1997 | 1997 | 5 | 2 | FEB | 6  | 2/6/1997  | 249,470 | 147,765 |
| 07-Feb-1997 | 1997 | 5 | 2 | FEB | 7  | 2/7/1997  | 281,467 | 138,283 |
| 08-Feb-1997 | 1997 | 5 | 2 | FEB | 8  | 2/8/1997  | 297,759 | 134,548 |
| 09-Feb-1997 | 1997 | 5 | 2 | FEB | 9  | 2/9/1997  | 292,597 | 130,655 |
| 10-Feb-1997 | 1997 | 5 | 2 | FEB | 10 | 2/10/1997 | 236,771 | 147,337 |
| 11-Feb-1997 | 1997 | 5 | 2 | FEB | 11 | 2/11/1997 | 261,029 | 142,598 |
| 12-Feb-1997 | 1997 | 5 | 2 | FEB | 12 | 2/12/1997 | 249,454 | 138,783 |
| 13-Feb-1997 | 1997 | 5 | 2 | FEB | 13 | 2/13/1997 | 264,575 | 156,424 |
| 14-Feb-1997 | 1997 | 5 | 2 | FEB | 14 | 2/14/1997 | 281,183 | 153,658 |
| 15-Feb-1997 | 1997 | 5 | 2 | FEB | 15 | 2/15/1997 | 330,670 | 178,563 |
| 16-Feb-1997 | 1997 | 5 | 2 | FEB | 16 | 2/16/1997 | 339,142 | 186,443 |
| 17-Feb-1997 | 1997 | 5 | 2 | FEB | 17 | 2/17/1997 | 215,145 | 188,224 |
| 18-Feb-1997 | 1997 | 5 | 2 | FEB | 18 | 2/18/1997 | 257,915 | 170,309 |
| 19-Feb-1997 | 1997 | 5 | 2 | FEB | 19 | 2/19/1997 | 247,907 | 163,700 |
| 20-Feb-1997 | 1997 | 5 | 2 | FEB | 20 | 2/20/1997 | 277,404 | 183,177 |
| 21-Feb-1997 | 1997 | 5 | 2 | FEB | 21 | 2/21/1997 | 272,310 | 179,814 |
| 22-Feb-1997 | 1997 | 5 | 2 | FEB | 22 | 2/22/1997 | 331,667 | 181,708 |
| 23-Feb-1997 | 1997 | 5 | 2 | FEB | 23 | 2/23/1997 | 339,840 | 191,499 |
| 24-Feb-1997 | 1997 | 5 | 2 | FEB | 24 | 2/24/1997 | 307,047 | 172,429 |
| 25-Feb-1997 | 1997 | 5 | 2 | FEB | 25 | 2/25/1997 | 294,670 | 162,445 |
| 26-Feb-1997 | 1997 | 5 | 2 | FEB | 26 | 2/26/1997 | 270,695 | 156,583 |
| 27-Feb-1997 | 1997 | 5 | 2 | FEB | 27 | 2/27/1997 | 309,649 | 179,455 |
| 28-Feb-1997 | 1997 | 5 | 2 | FEB | 28 | 2/28/1997 | 316,034 | 176,848 |
| 01-Mar-1997 | 1997 | 6 | 3 | MAR | 1  | 3/1/1997  | 337,905 | 187,305 |
| 02-Mar-1997 | 1997 | 6 | 3 | MAR | 2  | 3/2/1997  | 329,636 | 177,167 |
| 03-Mar-1997 | 1997 | 6 | 3 | MAR | 3  | 3/3/1997  | 310,482 | 177,274 |
| 04-Mar-1997 | 1997 | 6 | 3 | MAR | 4  | 3/4/1997  | 309,054 | 175,752 |
| 05-Mar-1997 | 1997 | 6 | 3 | MAR | 5  | 3/5/1997  | 305,911 | 169,251 |
| 06-Mar-1997 | 1997 | 6 | 3 | MAR | 6  | 3/6/1997  | 307,553 | 178,391 |
| 07-Mar-1997 | 1997 | 6 | 3 | MAR | 7  | 3/7/1997  | 284,339 | 182,175 |
| 08-Mar-1997 | 1997 | 6 | 3 | MAR | 8  | 3/8/1997  | 283,539 | 181,663 |
| 09-Mar-1997 | 1997 | 6 | 3 | MAR | 9  | 3/9/1997  | 279,545 | 179,104 |
| 10-Mar-1997 | 1997 | 6 | 3 | MAR | 10 | 3/10/1997 | 286,823 | 183,767 |
| 11-Mar-1997 | 1997 | 6 | 3 | MAR | 11 | 3/11/1997 | 303,329 | 194,342 |
| 12-Mar-1997 | 1997 | 6 | 3 | MAR | 12 | 3/12/1997 | 282,014 | 180,686 |
| 13-Mar-1997 | 1997 | 6 | 3 | MAR | 13 | 3/13/1997 | 315,366 | 182,838 |
| 14-Mar-1997 | 1997 | 6 | 3 | MAR | 14 | 3/14/1997 | 319,130 | 182,635 |
| 15-Mar-1997 | 1997 | 6 | 3 | MAR | 15 | 3/15/1997 | 292,551 | 187,436 |
| 16-Mar-1997 | 1997 | 6 | 3 | MAR | 16 | 3/16/1997 | 336,937 | 184,282 |
| 17-Mar-1997 | 1997 | 6 | 3 | MAR | 17 | 3/17/1997 | 285,231 | 166,869 |
| 18-Mar-1997 | 1997 | 6 | 3 | MAR | 18 | 3/18/1997 | 232,526 | 160,312 |
| 19-Mar-1997 | 1997 | 6 | 3 | MAR | 19 | 3/19/1997 | 299,489 | 167,069 |
| 20-Mar-1997 | 1997 | 6 | 3 | MAR | 20 | 3/20/1997 | 319,535 | 175,161 |
| 21-Mar-1997 | 1997 | 6 | 3 | MAR | 21 | 3/21/1997 | 346,944 | 185,506 |
| 22-Mar-1997 | 1997 | 6 | 3 | MAR | 22 | 3/22/1997 | 370,969 | 191,903 |
| 23-Mar-1997 | 1997 | 6 | 3 | MAR | 23 | 3/23/1997 | 387,175 | 197,883 |
| 24-Mar-1997 | 1997 | 6 | 3 | MAR | 24 | 3/24/1997 | 351,878 | 185,466 |
| 25-Mar-1997 | 1997 | 6 | 3 | MAR | 25 | 3/25/1997 | 351,634 | 191,504 |
| 26-Mar-1997 | 1997 | 6 | 3 | MAR | 26 | 3/26/1997 | 365,589 | 187,249 |
| 27-Mar-1997 | 1997 | 6 | 3 | MAR | 27 | 3/27/1997 | 412,135 | 201,256 |
| 28-Mar-1997 | 1997 | 6 | 3 | MAR | 28 | 3/28/1997 | 408,657 | 201,664 |
| 29-Mar-1997 | 1997 | 6 | 3 | MAR | 29 | 3/29/1997 | 403,128 | 198,565 |
| 30-Mar-1997 | 1997 | 6 | 3 | MAR | 30 | 3/30/1997 | 375,720 | 185,779 |
| 31-Mar-1997 | 1997 | 6 | 3 | MAR | 31 | 3/31/1997 | 359,609 | 188,197 |
| 01-Apr-1997 | 1997 | 7 | 4 | APR | 1  | 4/1/1997  | 349,635 | 191,330 |
| 02-Apr-1997 | 1997 | 7 | 4 | APR | 2  | 4/2/1997  | 333,214 | 185,540 |
| 03-Apr-1997 | 1997 | 7 | 4 | APR | 3  | 4/3/1997  | 323,436 | 178,427 |
| 04-Apr-1997 | 1997 | 7 | 4 | APR | 4  | 4/4/1997  | 324,695 | 179,049 |
| 05-Apr-1997 | 1997 | 7 | 4 | APR | 5  | 4/5/1997  | 314,764 | 175,056 |
| 06-Apr-1997 | 1997 | 7 | 4 | APR | 6  | 4/6/1997  | 290,809 | 153,424 |
| 07-Apr-1997 | 1997 | 7 | 4 | APR | 7  | 4/7/1997  | 247,421 | 127,157 |
| 08-Apr-1997 | 1997 | 7 | 4 | APR | 8  | 4/8/1997  | 184,617 | 125,378 |
| 09-Apr-1997 | 1997 | 7 | 4 | APR | 9  | 4/9/1997  | 236,181 | 119,257 |
| 10-Apr-1997 | 1997 | 7 | 4 | APR | 10 | 4/10/1997 | 175,882 | 113,158 |
| 11-Apr-1997 | 1997 | 7 | 4 | APR | 11 | 4/11/1997 | 181,258 | 116,617 |
| 12-Apr-1997 | 1997 | 7 | 4 | APR | 12 | 4/12/1997 | 187,094 | 120,372 |
| 13-Apr-1997 | 1997 | 7 | 4 | APR | 13 | 4/13/1997 | 163,597 | 105,255 |
| 14-Apr-1997 | 1997 | 7 | 4 | APR | 14 | 4/14/1997 | 103,829 | 66,801  |
| 15-Apr-1997 | 1997 | 7 | 4 | APR | 15 | 4/15/1997 | 106,699 | 62,552  |
| 16-Apr-1997 | 1997 | 7 | 4 | APR | 16 | 4/16/1997 | 122,623 | 57,655  |
| 17-Apr-1997 | 1997 | 7 | 4 | APR | 17 | 4/17/1997 | 234,128 | 59,922  |
| 18-Apr-1997 | 1997 | 7 | 4 | APR | 18 | 4/18/1997 | 267,818 | 61,193  |
| 19-Apr-1997 | 1997 | 7 | 4 | APR | 19 | 4/19/1997 | 351,551 | 82,108  |
| 20-Apr-1997 | 1997 | 7 | 4 | APR | 20 | 4/20/1997 | 423,060 | 92,754  |
| 21-Apr-1997 | 1997 | 7 | 4 | APR | 21 | 4/21/1997 | 406,955 | 78,942  |
| 22-Apr-1997 | 1997 | 7 | 4 | APR | 22 | 4/22/1997 | 368,886 | 65,638  |
| 23-Apr-1997 | 1997 | 7 | 4 | APR | 23 | 4/23/1997 | 369,963 | 57,772  |
| 24-Apr-1997 | 1997 | 7 | 4 | APR | 24 | 4/24/1997 | 354,808 | 50,969  |
| 25-Apr-1997 | 1997 | 7 | 4 | APR | 25 | 4/25/1997 | 398,498 | 57,535  |



|             |      |    |   |     |    |           |         |         |
|-------------|------|----|---|-----|----|-----------|---------|---------|
| 26-Apr-1997 | 1997 | 7  | 4 | APR | 26 | 4/26/1997 | 400,404 | 52,603  |
| 27-Apr-1997 | 1997 | 7  | 4 | APR | 27 | 4/27/1997 | 502,098 | 94,506  |
| 28-Apr-1997 | 1997 | 7  | 4 | APR | 28 | 4/28/1997 | 599,367 | 99,341  |
| 29-Apr-1997 | 1997 | 7  | 4 | APR | 29 | 4/29/1997 | 494,790 | 67,679  |
| 30-Apr-1997 | 1997 | 7  | 4 | APR | 30 | 4/30/1997 | 453,137 | 52,386  |
| 01-May-1997 | 1997 | 8  | 5 | MAY | 1  | 5/1/1997  | 446,633 | 48,464  |
| 02-May-1997 | 1997 | 8  | 5 | MAY | 2  | 5/2/1997  | 418,673 | 46,463  |
| 03-May-1997 | 1997 | 8  | 5 | MAY | 3  | 5/3/1997  | 429,589 | 59,773  |
| 04-May-1997 | 1997 | 8  | 5 | MAY | 4  | 5/4/1997  | 437,914 | 53,657  |
| 05-May-1997 | 1997 | 8  | 5 | MAY | 5  | 5/5/1997  | 475,716 | 82,617  |
| 06-May-1997 | 1997 | 8  | 5 | MAY | 6  | 5/6/1997  | 527,786 | 107,107 |
| 07-May-1997 | 1997 | 8  | 5 | MAY | 7  | 5/7/1997  | 529,786 | 103,298 |
| 08-May-1997 | 1997 | 8  | 5 | MAY | 8  | 5/8/1997  | 471,132 | 99,916  |
| 09-May-1997 | 1997 | 8  | 5 | MAY | 9  | 5/9/1997  | 531,417 | 132,046 |
| 10-May-1997 | 1997 | 8  | 5 | MAY | 10 | 5/10/1997 | 563,353 | 152,227 |
| 11-May-1997 | 1997 | 8  | 5 | MAY | 11 | 5/11/1997 | 581,214 | 158,757 |
| 12-May-1997 | 1997 | 8  | 5 | MAY | 12 | 5/12/1997 | 611,430 | 179,079 |
| 13-May-1997 | 1997 | 8  | 5 | MAY | 13 | 5/13/1997 | 634,010 | 189,704 |
| 14-May-1997 | 1997 | 8  | 5 | MAY | 14 | 5/14/1997 | 685,250 | 210,315 |
| 15-May-1997 | 1997 | 8  | 5 | MAY | 15 | 5/15/1997 | 750,984 | 248,003 |
| 16-May-1997 | 1997 | 8  | 5 | MAY | 16 | 5/16/1997 | 862,143 | 298,743 |
| 17-May-1997 | 1997 | 8  | 5 | MAY | 17 | 5/17/1997 | 904,313 | 341,982 |
| 18-May-1997 | 1997 | 8  | 5 | MAY | 18 | 5/18/1997 | 879,919 | 339,564 |
| 19-May-1997 | 1997 | 8  | 5 | MAY | 19 | 5/19/1997 | 832,730 | 326,767 |
| 20-May-1997 | 1997 | 8  | 5 | MAY | 20 | 5/20/1997 | 792,411 | 298,185 |
| 21-May-1997 | 1997 | 8  | 5 | MAY | 21 | 5/21/1997 | 766,329 | 305,788 |
| 22-May-1997 | 1997 | 8  | 5 | MAY | 22 | 5/22/1997 | 738,919 | 300,324 |
| 23-May-1997 | 1997 | 8  | 5 | MAY | 23 | 5/23/1997 | 716,940 | 316,272 |
| 24-May-1997 | 1997 | 8  | 5 | MAY | 24 | 5/24/1997 | 850,010 | 419,331 |
| 25-May-1997 | 1997 | 8  | 5 | MAY | 25 | 5/25/1997 | 696,744 | 228,931 |
| 26-May-1997 | 1997 | 8  | 5 | MAY | 26 | 5/26/1997 | 615,808 | 173,973 |
| 27-May-1997 | 1997 | 8  | 5 | MAY | 27 | 5/27/1997 | 521,936 | 152,253 |
| 28-May-1997 | 1997 | 8  | 5 | MAY | 28 | 5/28/1997 | 537,656 | 153,104 |
| 29-May-1997 | 1997 | 8  | 5 | MAY | 29 | 5/29/1997 | 530,319 | 139,894 |
| 30-May-1997 | 1997 | 8  | 5 | MAY | 30 | 5/30/1997 | 532,006 | 120,360 |
| 31-May-1997 | 1997 | 8  | 5 | MAY | 31 | 5/31/1997 | 511,739 | 118,269 |
| 01-Jun-1997 | 1997 | 9  | 6 | JUN | 1  | 6/1/1997  | 626,895 | 165,530 |
| 02-Jun-1997 | 1997 | 9  | 6 | JUN | 2  | 6/2/1997  | 626,363 | 161,755 |
| 03-Jun-1997 | 1997 | 9  | 6 | JUN | 3  | 6/3/1997  | 574,601 | 154,906 |
| 04-Jun-1997 | 1997 | 9  | 6 | JUN | 4  | 6/4/1997  | 544,300 | 140,483 |
| 05-Jun-1997 | 1997 | 9  | 6 | JUN | 5  | 6/5/1997  | 569,862 | 132,603 |
| 06-Jun-1997 | 1997 | 9  | 6 | JUN | 6  | 6/6/1997  | 645,291 | 183,510 |
| 07-Jun-1997 | 1997 | 9  | 6 | JUN | 7  | 6/7/1997  | 566,019 | 111,821 |
| 08-Jun-1997 | 1997 | 9  | 6 | JUN | 8  | 6/8/1997  | 558,104 | 123,845 |
| 09-Jun-1997 | 1997 | 9  | 6 | JUN | 9  | 6/9/1997  | 502,613 | 126,194 |
| 10-Jun-1997 | 1997 | 9  | 6 | JUN | 10 | 6/10/1997 | 469,415 | 144,399 |
| 11-Jun-1997 | 1997 | 9  | 6 | JUN | 11 | 6/11/1997 | 511,587 | 122,627 |
| 12-Jun-1997 | 1997 | 9  | 6 | JUN | 12 | 6/12/1997 | 694,749 | 166,531 |
| 13-Jun-1997 | 1997 | 9  | 6 | JUN | 13 | 6/13/1997 | 539,268 | 129,263 |
| 14-Jun-1997 | 1997 | 9  | 6 | JUN | 14 | 6/14/1997 | 500,999 | 120,090 |
| 15-Jun-1997 | 1997 | 9  | 6 | JUN | 15 | 6/15/1997 | 477,921 | 114,558 |
| 16-Jun-1997 | 1997 | 9  | 6 | JUN | 16 | 6/16/1997 | 444,416 | 106,526 |
| 17-Jun-1997 | 1997 | 9  | 6 | JUN | 17 | 6/17/1997 | 434,543 | 104,160 |
| 18-Jun-1997 | 1997 | 9  | 6 | JUN | 18 | 6/18/1997 | 477,860 | 111,024 |
| 19-Jun-1997 | 1997 | 9  | 6 | JUN | 19 | 6/19/1997 | 457,423 | 107,139 |
| 20-Jun-1997 | 1997 | 9  | 6 | JUN | 20 | 6/20/1997 | 459,936 | 96,509  |
| 21-Jun-1997 | 1997 | 9  | 6 | JUN | 21 | 6/21/1997 | 425,366 | 82,194  |
| 22-Jun-1997 | 1997 | 9  | 6 | JUN | 22 | 6/22/1997 | 377,659 | 72,260  |
| 23-Jun-1997 | 1997 | 9  | 6 | JUN | 23 | 6/23/1997 | 382,426 | 81,400  |
| 24-Jun-1997 | 1997 | 9  | 6 | JUN | 24 | 6/24/1997 | 376,226 | 93,569  |
| 25-Jun-1997 | 1997 | 9  | 6 | JUN | 25 | 6/25/1997 | 399,405 | 106,436 |
| 26-Jun-1997 | 1997 | 9  | 6 | JUN | 26 | 6/26/1997 | 377,020 | 90,452  |
| 27-Jun-1997 | 1997 | 9  | 6 | JUN | 27 | 6/27/1997 | 362,519 | 87,975  |
| 28-Jun-1997 | 1997 | 9  | 6 | JUN | 28 | 6/28/1997 | 370,390 | 84,836  |
| 29-Jun-1997 | 1997 | 9  | 6 | JUN | 29 | 6/29/1997 | 382,977 | 91,584  |
| 30-Jun-1997 | 1997 | 9  | 6 | JUN | 30 | 6/30/1997 | 363,003 | 83,182  |
| 01-Jul-1997 | 1997 | 10 | 7 | JUL | 1  | 7/1/1997  | 367,161 | 89,854  |
| 02-Jul-1997 | 1997 | 10 | 7 | JUL | 2  | 7/2/1997  | 329,047 | 79,644  |
| 03-Jul-1997 | 1997 | 10 | 7 | JUL | 3  | 7/3/1997  | 347,083 | 85,203  |
| 04-Jul-1997 | 1997 | 10 | 7 | JUL | 4  | 7/4/1997  | 333,364 | 86,311  |
| 05-Jul-1997 | 1997 | 10 | 7 | JUL | 5  | 7/5/1997  | 325,989 | 92,900  |
| 06-Jul-1997 | 1997 | 10 | 7 | JUL | 6  | 7/6/1997  | 336,830 | 101,139 |
| 07-Jul-1997 | 1997 | 10 | 7 | JUL | 7  | 7/7/1997  | 310,010 | 95,866  |
| 08-Jul-1997 | 1997 | 10 | 7 | JUL | 8  | 7/8/1997  | 316,884 | 103,097 |
| 09-Jul-1997 | 1997 | 10 | 7 | JUL | 9  | 7/9/1997  | 319,363 | 102,428 |
| 10-Jul-1997 | 1997 | 10 | 7 | JUL | 10 | 7/10/1997 | 322,828 | 105,174 |
| 11-Jul-1997 | 1997 | 10 | 7 | JUL | 11 | 7/11/1997 | 292,224 | 100,831 |
| 12-Jul-1997 | 1997 | 10 | 7 | JUL | 12 | 7/12/1997 | 298,196 | 96,034  |
| 13-Jul-1997 | 1997 | 10 | 7 | JUL | 13 | 7/13/1997 | 342,655 | 112,348 |

|             |      |    |   |     |    |           |         |         |
|-------------|------|----|---|-----|----|-----------|---------|---------|
| 14-Jul-1997 | 1997 | 10 | 7 | JUL | 14 | 7/14/1997 | 303,588 | 114,610 |
| 15-Jul-1997 | 1997 | 10 | 7 | JUL | 15 | 7/15/1997 | 292,532 | 111,322 |
| 16-Jul-1997 | 1997 | 10 | 7 | JUL | 16 | 7/16/1997 | 355,610 | 120,979 |
| 17-Jul-1997 | 1997 | 10 | 7 | JUL | 17 | 7/17/1997 | 407,549 | 138,648 |
| 18-Jul-1997 | 1997 | 10 | 7 | JUL | 18 | 7/18/1997 | 299,654 | 112,867 |
| 19-Jul-1997 | 1997 | 10 | 7 | JUL | 19 | 7/19/1997 | 292,632 | 113,501 |
| 20-Jul-1997 | 1997 | 10 | 7 | JUL | 20 | 7/20/1997 | 292,632 | 108,340 |
| 21-Jul-1997 | 1997 | 10 | 7 | JUL | 21 | 7/21/1997 | 290,922 | 109,331 |
| 22-Jul-1997 | 1997 | 10 | 7 | JUL | 22 | 7/22/1997 | 281,876 | 101,664 |
| 23-Jul-1997 | 1997 | 10 | 7 | JUL | 23 | 7/23/1997 | 289,152 | 104,857 |
| 24-Jul-1997 | 1997 | 10 | 7 | JUL | 24 | 7/24/1997 | 287,685 | 105,621 |
| 25-Jul-1997 | 1997 | 10 | 7 | JUL | 25 | 7/25/1997 | 296,225 | 110,644 |
| 26-Jul-1997 | 1997 | 10 | 7 | JUL | 26 | 7/26/1997 | 288,761 | 104,312 |
| 27-Jul-1997 | 1997 | 10 | 7 | JUL | 27 | 7/27/1997 | 281,127 | 100,715 |
| 28-Jul-1997 | 1997 | 10 | 7 | JUL | 28 | 7/28/1997 | 292,564 | 111,287 |
| 29-Jul-1997 | 1997 | 10 | 7 | JUL | 29 | 7/29/1997 | 290,171 | 117,511 |
| 30-Jul-1997 | 1997 | 10 | 7 | JUL | 30 | 7/30/1997 | 292,179 | 110,036 |
| 31-Jul-1997 | 1997 | 10 | 7 | JUL | 31 | 7/31/1997 | 289,571 | 115,323 |
| 01-Aug-1997 | 1997 | 11 | 8 | AUG | 1  | 8/1/1997  | 287,672 | 113,686 |
| 02-Aug-1997 | 1997 | 11 | 8 | AUG | 2  | 8/2/1997  | 303,461 | 125,676 |
| 03-Aug-1997 | 1997 | 11 | 8 | AUG | 3  | 8/3/1997  | 306,605 | 125,928 |
| 04-Aug-1997 | 1997 | 11 | 8 | AUG | 4  | 8/4/1997  | 293,743 | 112,893 |
| 05-Aug-1997 | 1997 | 11 | 8 | AUG | 5  | 8/5/1997  | 307,605 | 122,013 |
| 06-Aug-1997 | 1997 | 11 | 8 | AUG | 6  | 8/6/1997  | 287,890 | 111,091 |
| 07-Aug-1997 | 1997 | 11 | 8 | AUG | 7  | 8/7/1997  | 311,936 | 132,266 |
| 08-Aug-1997 | 1997 | 11 | 8 | AUG | 8  | 8/8/1997  | 314,987 | 115,938 |
| 09-Aug-1997 | 1997 | 11 | 8 | AUG | 9  | 8/9/1997  | 288,329 | 107,074 |
| 10-Aug-1997 | 1997 | 11 | 8 | AUG | 10 | 8/10/1997 | 285,018 | 101,507 |
| 11-Aug-1997 | 1997 | 11 | 8 | AUG | 11 | 8/11/1997 | 249,603 | 77,707  |
| 12-Aug-1997 | 1997 | 11 | 8 | AUG | 12 | 8/12/1997 | 238,568 | 76,376  |
| 13-Aug-1997 | 1997 | 11 | 8 | AUG | 13 | 8/13/1997 | 252,711 | 82,155  |
| 14-Aug-1997 | 1997 | 11 | 8 | AUG | 14 | 8/14/1997 | 243,410 | 80,268  |
| 15-Aug-1997 | 1997 | 11 | 8 | AUG | 15 | 8/15/1997 | 248,708 | 84,841  |
| 16-Aug-1997 | 1997 | 11 | 8 | AUG | 16 | 8/16/1997 | 282,150 | 101,938 |
| 17-Aug-1997 | 1997 | 11 | 8 | AUG | 17 | 8/17/1997 | 283,032 | 112,440 |
| 18-Aug-1997 | 1997 | 11 | 8 | AUG | 18 | 8/18/1997 | 279,543 | 117,018 |
| 19-Aug-1997 | 1997 | 11 | 8 | AUG | 19 | 8/19/1997 | 276,559 | 120,890 |
| 20-Aug-1997 | 1997 | 11 | 8 | AUG | 20 | 8/20/1997 | 259,285 | 100,105 |
| 21-Aug-1997 | 1997 | 11 | 8 | AUG | 21 | 8/21/1997 | 232,095 | 77,832  |
| 22-Aug-1997 | 1997 | 11 | 8 | AUG | 22 | 8/22/1997 | 218,741 | 66,802  |
| 23-Aug-1997 | 1997 | 11 | 8 | AUG | 23 | 8/23/1997 | 212,920 | 64,710  |
| 24-Aug-1997 | 1997 | 11 | 8 | AUG | 24 | 8/24/1997 | 220,435 | 70,841  |
| 25-Aug-1997 | 1997 | 11 | 8 | AUG | 25 | 8/25/1997 | 217,476 | 76,999  |
| 26-Aug-1997 | 1997 | 11 | 8 | AUG | 26 | 8/26/1997 | 210,981 | 69,585  |
| 27-Aug-1997 | 1997 | 11 | 8 | AUG | 27 | 8/27/1997 | 213,862 | 72,645  |
| 28-Aug-1997 | 1997 | 11 | 8 | AUG | 28 | 8/28/1997 | 201,677 | 62,858  |
| 29-Aug-1997 | 1997 | 11 | 8 | AUG | 29 | 8/29/1997 | 216,579 | 69,612  |
| 30-Aug-1997 | 1997 | 11 | 8 | AUG | 30 | 8/30/1997 | 234,273 | 82,124  |
| 31-Aug-1997 | 1997 | 11 | 8 | AUG | 31 | 8/31/1997 | 236,011 | 80,861  |
| 01-Sep-1997 | 1997 | 12 | 9 | SEP | 1  | 9/1/1997  | 220,741 | 74,711  |
| 02-Sep-1997 | 1997 | 12 | 9 | SEP | 2  | 9/2/1997  | 197,583 | 65,367  |
| 03-Sep-1997 | 1997 | 12 | 9 | SEP | 3  | 9/3/1997  | 201,283 | 71,531  |
| 04-Sep-1997 | 1997 | 12 | 9 | SEP | 4  | 9/4/1997  | 174,009 | 64,111  |
| 05-Sep-1997 | 1997 | 12 | 9 | SEP | 5  | 9/5/1997  | 177,495 | 50,057  |
| 06-Sep-1997 | 1997 | 12 | 9 | SEP | 6  | 9/6/1997  | 182,757 | 56,182  |
| 07-Sep-1997 | 1997 | 12 | 9 | SEP | 7  | 9/7/1997  | 187,354 | 60,368  |
| 08-Sep-1997 | 1997 | 12 | 9 | SEP | 8  | 9/8/1997  | 189,559 | 67,888  |
| 09-Sep-1997 | 1997 | 12 | 9 | SEP | 9  | 9/9/1997  | 206,092 | 77,229  |
| 10-Sep-1997 | 1997 | 12 | 9 | SEP | 10 | 9/10/1997 | 218,528 | 79,431  |
| 11-Sep-1997 | 1997 | 12 | 9 | SEP | 11 | 9/11/1997 | 231,645 | 86,366  |
| 12-Sep-1997 | 1997 | 12 | 9 | SEP | 12 | 9/12/1997 | 252,905 | 96,195  |
| 13-Sep-1997 | 1997 | 12 | 9 | SEP | 13 | 9/13/1997 | 215,742 | 80,960  |
| 14-Sep-1997 | 1997 | 12 | 9 | SEP | 14 | 9/14/1997 | 204,265 | 68,056  |
| 15-Sep-1997 | 1997 | 12 | 9 | SEP | 15 | 9/15/1997 | 176,814 | 54,717  |
| 16-Sep-1997 | 1997 | 12 | 9 | SEP | 16 | 9/16/1997 | 178,541 | 58,996  |
| 17-Sep-1997 | 1997 | 12 | 9 | SEP | 17 | 9/17/1997 | 180,521 | 59,271  |
| 18-Sep-1997 | 1997 | 12 | 9 | SEP | 18 | 9/18/1997 | 184,876 | 63,394  |
| 19-Sep-1997 | 1997 | 12 | 9 | SEP | 19 | 9/19/1997 | 181,468 | 60,647  |
| 20-Sep-1997 | 1997 | 12 | 9 | SEP | 20 | 9/20/1997 | 177,321 | 61,351  |
| 21-Sep-1997 | 1997 | 12 | 9 | SEP | 21 | 9/21/1997 | 177,775 | 59,436  |
| 22-Sep-1997 | 1997 | 12 | 9 | SEP | 22 | 9/22/1997 | 181,480 | 73,265  |
| 23-Sep-1997 | 1997 | 12 | 9 | SEP | 23 | 9/23/1997 | 176,929 | 67,255  |
| 24-Sep-1997 | 1997 | 12 | 9 | SEP | 24 | 9/24/1997 | 159,753 | 49,715  |
| 25-Sep-1997 | 1997 | 12 | 9 | SEP | 25 | 9/25/1997 | 155,025 | 50,553  |
| 26-Sep-1997 | 1997 | 12 | 9 | SEP | 26 | 9/26/1997 | 163,260 | 56,036  |
| 27-Sep-1997 | 1997 | 12 | 9 | SEP | 27 | 9/27/1997 | 187,769 | 64,093  |
| 28-Sep-1997 | 1997 | 12 | 9 | SEP | 28 | 9/28/1997 | 170,328 | 57,484  |
| 29-Sep-1997 | 1997 | 12 | 9 | SEP | 29 | 9/29/1997 | 155,224 | 48,712  |
| 30-Sep-1997 | 1997 | 12 | 9 | SEP | 30 | 9/30/1997 | 142,795 | 41,827  |

|             |      |   |    |     |    |            |         |         |
|-------------|------|---|----|-----|----|------------|---------|---------|
| 01-Oct-1997 | 1997 | 1 | 10 | OCT | 1  | 10/1/1997  | 135,354 | 32,609  |
| 02-Oct-1997 | 1997 | 1 | 10 | OCT | 2  | 10/2/1997  | 133,577 | 32,495  |
| 03-Oct-1997 | 1997 | 1 | 10 | OCT | 3  | 10/3/1997  | 135,132 | 31,719  |
| 04-Oct-1997 | 1997 | 1 | 10 | OCT | 4  | 10/4/1997  | 137,935 | 34,548  |
| 05-Oct-1997 | 1997 | 1 | 10 | OCT | 5  | 10/5/1997  | 136,830 | 32,203  |
| 06-Oct-1997 | 1997 | 1 | 10 | OCT | 6  | 10/6/1997  | 127,125 | 32,452  |
| 07-Oct-1997 | 1997 | 1 | 10 | OCT | 7  | 10/7/1997  | 124,189 | 29,712  |
| 08-Oct-1997 | 1997 | 1 | 10 | OCT | 8  | 10/8/1997  | 137,205 | 36,186  |
| 09-Oct-1997 | 1997 | 1 | 10 | OCT | 9  | 10/9/1997  | 132,069 | 34,633  |
| 10-Oct-1997 | 1997 | 1 | 10 | OCT | 10 | 10/10/1997 | 141,288 | 38,148  |
| 11-Oct-1997 | 1997 | 1 | 10 | OCT | 11 | 10/11/1997 | 161,209 | 39,062  |
| 12-Oct-1997 | 1997 | 1 | 10 | OCT | 12 | 10/12/1997 | 148,759 | 38,010  |
| 13-Oct-1997 | 1997 | 1 | 10 | OCT | 13 | 10/13/1997 | 131,835 | 36,817  |
| 14-Oct-1997 | 1997 | 1 | 10 | OCT | 14 | 10/14/1997 | 129,530 | 36,789  |
| 15-Oct-1997 | 1997 | 1 | 10 | OCT | 15 | 10/15/1997 | 125,963 | 35,681  |
| 16-Oct-1997 | 1997 | 1 | 10 | OCT | 16 | 10/16/1997 | 132,749 | 39,232  |
| 17-Oct-1997 | 1997 | 1 | 10 | OCT | 17 | 10/17/1997 | 137,858 | 42,029  |
| 18-Oct-1997 | 1997 | 1 | 10 | OCT | 18 | 10/18/1997 | 133,347 | 39,197  |
| 19-Oct-1997 | 1997 | 1 | 10 | OCT | 19 | 10/19/1997 | 127,092 | 35,408  |
| 20-Oct-1997 | 1997 | 1 | 10 | OCT | 20 | 10/20/1997 | 121,344 | 34,089  |
| 21-Oct-1997 | 1997 | 1 | 10 | OCT | 21 | 10/21/1997 | 122,453 | 35,561  |
| 22-Oct-1997 | 1997 | 1 | 10 | OCT | 22 | 10/22/1997 | 128,138 | 36,667  |
| 23-Oct-1997 | 1997 | 1 | 10 | OCT | 23 | 10/23/1997 | 130,090 | 41,457  |
| 24-Oct-1997 | 1997 | 1 | 10 | OCT | 24 | 10/24/1997 | 126,230 | 40,693  |
| 25-Oct-1997 | 1997 | 1 | 10 | OCT | 25 | 10/25/1997 | 116,057 | 32,013  |
| 26-Oct-1997 | 1997 | 1 | 10 | OCT | 26 | 10/26/1997 | 117,906 | 32,671  |
| 27-Oct-1997 | 1997 | 1 | 10 | OCT | 27 | 10/27/1997 | 135,205 | 48,458  |
| 28-Oct-1997 | 1997 | 1 | 10 | OCT | 28 | 10/28/1997 | 124,560 | 42,060  |
| 29-Oct-1997 | 1997 | 1 | 10 | OCT | 29 | 10/29/1997 | 119,928 | 38,764  |
| 30-Oct-1997 | 1997 | 1 | 10 | OCT | 30 | 10/30/1997 | 133,756 | 46,574  |
| 31-Oct-1997 | 1997 | 1 | 10 | OCT | 31 | 10/31/1997 | 167,330 | 45,987  |
| 01-Nov-1997 | 1997 | 2 | 11 | NOV | 1  | 11/1/1997  | 130,906 | 33,938  |
| 02-Nov-1997 | 1997 | 2 | 11 | NOV | 2  | 11/2/1997  | 129,174 | 34,614  |
| 03-Nov-1997 | 1997 | 2 | 11 | NOV | 3  | 11/3/1997  | 125,679 | 33,395  |
| 04-Nov-1997 | 1997 | 2 | 11 | NOV | 4  | 11/4/1997  | 121,632 | 33,224  |
| 05-Nov-1997 | 1997 | 2 | 11 | NOV | 5  | 11/5/1997  | 122,264 | 35,177  |
| 06-Nov-1997 | 1997 | 2 | 11 | NOV | 6  | 11/6/1997  | 119,887 | 33,617  |
| 07-Nov-1997 | 1997 | 2 | 11 | NOV | 7  | 11/7/1997  | 124,431 | 37,558  |
| 08-Nov-1997 | 1997 | 2 | 11 | NOV | 8  | 11/8/1997  | 122,873 | 34,451  |
| 09-Nov-1997 | 1997 | 2 | 11 | NOV | 9  | 11/9/1997  | 122,485 | 35,922  |
| 10-Nov-1997 | 1997 | 2 | 11 | NOV | 10 | 11/10/1997 | 131,277 | 41,392  |
| 11-Nov-1997 | 1997 | 2 | 11 | NOV | 11 | 11/11/1997 | 132,440 | 44,436  |
| 12-Nov-1997 | 1997 | 2 | 11 | NOV | 12 | 11/12/1997 | 123,103 | 39,105  |
| 13-Nov-1997 | 1997 | 2 | 11 | NOV | 13 | 11/13/1997 | 126,380 | 39,301  |
| 14-Nov-1997 | 1997 | 2 | 11 | NOV | 14 | 11/14/1997 | 126,540 | 40,403  |
| 15-Nov-1997 | 1997 | 2 | 11 | NOV | 15 | 11/15/1997 | 123,623 | 38,498  |
| 16-Nov-1997 | 1997 | 2 | 11 | NOV | 16 | 11/16/1997 | 134,935 | 43,631  |
| 17-Nov-1997 | 1997 | 2 | 11 | NOV | 17 | 11/17/1997 | 153,100 | 58,091  |
| 18-Nov-1997 | 1997 | 2 | 11 | NOV | 18 | 11/18/1997 | 146,983 | 54,583  |
| 19-Nov-1997 | 1997 | 2 | 11 | NOV | 19 | 11/19/1997 | 157,123 | 62,964  |
| 20-Nov-1997 | 1997 | 2 | 11 | NOV | 20 | 11/20/1997 | 145,568 | 55,363  |
| 21-Nov-1997 | 1997 | 2 | 11 | NOV | 21 | 11/21/1997 | 143,695 | 51,126  |
| 22-Nov-1997 | 1997 | 2 | 11 | NOV | 22 | 11/22/1997 | 146,387 | 51,795  |
| 23-Nov-1997 | 1997 | 2 | 11 | NOV | 23 | 11/23/1997 | 152,370 | 57,695  |
| 24-Nov-1997 | 1997 | 2 | 11 | NOV | 24 | 11/24/1997 | 170,750 | 77,631  |
| 25-Nov-1997 | 1997 | 2 | 11 | NOV | 25 | 11/25/1997 | 155,923 | 64,381  |
| 26-Nov-1997 | 1997 | 2 | 11 | NOV | 26 | 11/26/1997 | 174,967 | 84,740  |
| 27-Nov-1997 | 1997 | 2 | 11 | NOV | 27 | 11/27/1997 | 215,429 | 105,615 |
| 28-Nov-1997 | 1997 | 2 | 11 | NOV | 28 | 11/28/1997 | 220,259 | 111,088 |
| 29-Nov-1997 | 1997 | 2 | 11 | NOV | 29 | 11/29/1997 | 221,122 | 117,261 |
| 30-Nov-1997 | 1997 | 2 | 11 | NOV | 30 | 11/30/1997 | 228,761 | 117,769 |
| 01-Dec-1997 | 1997 | 3 | 12 | DEC | 1  | 12/1/1997  | 207,832 | 103,503 |
| 02-Dec-1997 | 1997 | 3 | 12 | DEC | 2  | 12/2/1997  | 212,550 | 106,930 |
| 03-Dec-1997 | 1997 | 3 | 12 | DEC | 3  | 12/3/1997  | 217,771 | 110,924 |
| 04-Dec-1997 | 1997 | 3 | 12 | DEC | 4  | 12/4/1997  | 212,018 | 103,854 |
| 05-Dec-1997 | 1997 | 3 | 12 | DEC | 5  | 12/5/1997  | 239,581 | 128,655 |
| 06-Dec-1997 | 1997 | 3 | 12 | DEC | 6  | 12/6/1997  | 227,078 | 117,100 |
| 07-Dec-1997 | 1997 | 3 | 12 | DEC | 7  | 12/7/1997  | 210,698 | 94,836  |
| 08-Dec-1997 | 1997 | 3 | 12 | DEC | 8  | 12/8/1997  | 193,729 | 89,108  |
| 09-Dec-1997 | 1997 | 3 | 12 | DEC | 9  | 12/9/1997  | 183,163 | 80,333  |
| 10-Dec-1997 | 1997 | 3 | 12 | DEC | 10 | 12/10/1997 | 173,273 | 83,923  |
| 11-Dec-1997 | 1997 | 3 | 12 | DEC | 11 | 12/11/1997 | 193,941 | 92,696  |
| 12-Dec-1997 | 1997 | 3 | 12 | DEC | 12 | 12/12/1997 | 206,183 | 100,824 |
| 13-Dec-1997 | 1997 | 3 | 12 | DEC | 13 | 12/13/1997 | 217,959 | 105,684 |
| 14-Dec-1997 | 1997 | 3 | 12 | DEC | 14 | 12/14/1997 | 215,004 | 111,160 |
| 15-Dec-1997 | 1997 | 3 | 12 | DEC | 15 | 12/15/1997 | 246,779 | 132,785 |
| 16-Dec-1997 | 1997 | 3 | 12 | DEC | 16 | 12/16/1997 | 237,603 | 130,960 |
| 17-Dec-1997 | 1997 | 3 | 12 | DEC | 17 | 12/17/1997 | 244,589 | 135,868 |
| 18-Dec-1997 | 1997 | 3 | 12 | DEC | 18 | 12/18/1997 | 257,799 | 146,144 |

|             |      |   |    |     |    |            |         |         |
|-------------|------|---|----|-----|----|------------|---------|---------|
| 19-Dec-1997 | 1997 | 3 | 12 | DEC | 19 | 12/19/1997 | 263,013 | 147,136 |
| 20-Dec-1997 | 1997 | 3 | 12 | DEC | 20 | 12/20/1997 | 284,926 | 158,113 |
| 21-Dec-1997 | 1997 | 3 | 12 | DEC | 21 | 12/21/1997 | 321,933 | 176,729 |
| 22-Dec-1997 | 1997 | 3 | 12 | DEC | 22 | 12/22/1997 | 327,320 | 184,877 |
| 23-Dec-1997 | 1997 | 3 | 12 | DEC | 23 | 12/23/1997 | 345,506 | 190,741 |
| 24-Dec-1997 | 1997 | 3 | 12 | DEC | 24 | 12/24/1997 | 341,771 | 183,587 |
| 25-Dec-1997 | 1997 | 3 | 12 | DEC | 25 | 12/25/1997 | 339,346 | 171,908 |
| 26-Dec-1997 | 1997 | 3 | 12 | DEC | 26 | 12/26/1997 | 352,407 | 181,517 |
| 27-Dec-1997 | 1997 | 3 | 12 | DEC | 27 | 12/27/1997 | 397,993 | 193,609 |
| 28-Dec-1997 | 1997 | 3 | 12 | DEC | 28 | 12/28/1997 | 420,004 | 210,435 |
| 29-Dec-1997 | 1997 | 3 | 12 | DEC | 29 | 12/29/1997 | 410,961 | 209,063 |
| 30-Dec-1997 | 1997 | 3 | 12 | DEC | 30 | 12/30/1997 | 415,989 | 213,483 |
| 31-Dec-1997 | 1997 | 3 | 12 | DEC | 31 | 12/31/1997 | 433,366 | 221,264 |
| 01-Jan-1998 | 1998 | 4 | 1  | JAN | 1  | 1/1/1998   | 429,814 | 219,496 |
| 02-Jan-1998 | 1998 | 4 | 1  | JAN | 2  | 1/2/1998   | 388,184 | 197,636 |
| 03-Jan-1998 | 1998 | 4 | 1  | JAN | 3  | 1/3/1998   | 360,689 | 196,610 |
| 04-Jan-1998 | 1998 | 4 | 1  | JAN | 4  | 1/4/1998   | 321,273 | 147,274 |
| 05-Jan-1998 | 1998 | 4 | 1  | JAN | 5  | 1/5/1998   | 279,484 | 135,279 |
| 06-Jan-1998 | 1998 | 4 | 1  | JAN | 6  | 1/6/1998   | 272,593 | 132,955 |
| 07-Jan-1998 | 1998 | 4 | 1  | JAN | 7  | 1/7/1998   | 266,269 | 129,771 |
| 08-Jan-1998 | 1998 | 4 | 1  | JAN | 8  | 1/8/1998   | 269,974 | 132,468 |
| 09-Jan-1998 | 1998 | 4 | 1  | JAN | 9  | 1/9/1998   | 284,046 | 141,678 |
| 10-Jan-1998 | 1998 | 4 | 1  | JAN | 10 | 1/10/1998  | 288,296 | 135,754 |
| 11-Jan-1998 | 1998 | 4 | 1  | JAN | 11 | 1/11/1998  | 271,948 | 128,229 |
| 12-Jan-1998 | 1998 | 4 | 1  | JAN | 12 | 1/12/1998  | 245,833 | 111,256 |
| 13-Jan-1998 | 1998 | 4 | 1  | JAN | 13 | 1/13/1998  | 226,813 | 99,561  |
| 14-Jan-1998 | 1998 | 4 | 1  | JAN | 14 | 1/14/1998  | 229,007 | 100,816 |
| 15-Jan-1998 | 1998 | 4 | 1  | JAN | 15 | 1/15/1998  | 240,142 | 108,768 |
| 16-Jan-1998 | 1998 | 4 | 1  | JAN | 16 | 1/16/1998  | 266,474 | 130,629 |
| 17-Jan-1998 | 1998 | 4 | 1  | JAN | 17 | 1/17/1998  | 304,940 | 155,476 |
| 18-Jan-1998 | 1998 | 4 | 1  | JAN | 18 | 1/18/1998  | 312,182 | 158,167 |
| 19-Jan-1998 | 1998 | 4 | 1  | JAN | 19 | 1/19/1998  | 309,318 | 161,420 |
| 20-Jan-1998 | 1998 | 4 | 1  | JAN | 20 | 1/20/1998  | 279,584 | 148,845 |
| 21-Jan-1998 | 1998 | 4 | 1  | JAN | 21 | 1/21/1998  | 274,459 | 145,909 |
| 22-Jan-1998 | 1998 | 4 | 1  | JAN | 22 | 1/22/1998  | 278,678 | 151,431 |
| 23-Jan-1998 | 1998 | 4 | 1  | JAN | 23 | 1/23/1998  | 280,061 | 142,830 |
| 24-Jan-1998 | 1998 | 4 | 1  | JAN | 24 | 1/24/1998  | 288,356 | 144,233 |
| 25-Jan-1998 | 1998 | 4 | 1  | JAN | 25 | 1/25/1998  | 299,455 | 158,551 |
| 26-Jan-1998 | 1998 | 4 | 1  | JAN | 26 | 1/26/1998  | 272,004 | 138,019 |
| 27-Jan-1998 | 1998 | 4 | 1  | JAN | 27 | 1/27/1998  | 270,148 | 144,493 |
| 28-Jan-1998 | 1998 | 4 | 1  | JAN | 28 | 1/28/1998  | 273,448 | 139,465 |
| 29-Jan-1998 | 1998 | 4 | 1  | JAN | 29 | 1/29/1998  | 274,144 | 146,983 |
| 30-Jan-1998 | 1998 | 4 | 1  | JAN | 30 | 1/30/1998  | 302,559 | 154,056 |
| 31-Jan-1998 | 1998 | 4 | 1  | JAN | 31 | 1/31/1998  | 312,768 | 150,990 |
| 01-Feb-1998 | 1998 | 5 | 2  | FEB | 1  | 2/1/1998   | 313,221 | 145,391 |
| 02-Feb-1998 | 1998 | 5 | 2  | FEB | 2  | 2/2/1998   | 250,871 | 127,072 |
| 03-Feb-1998 | 1998 | 5 | 2  | FEB | 3  | 2/3/1998   | 242,622 | 122,599 |
| 04-Feb-1998 | 1998 | 5 | 2  | FEB | 4  | 2/4/1998   | 242,299 | 120,407 |
| 05-Feb-1998 | 1998 | 5 | 2  | FEB | 5  | 2/5/1998   | 252,209 | 127,913 |
| 06-Feb-1998 | 1998 | 5 | 2  | FEB | 6  | 2/6/1998   | 265,780 | 137,313 |
| 07-Feb-1998 | 1998 | 5 | 2  | FEB | 7  | 2/7/1998   | 290,366 | 160,322 |
| 08-Feb-1998 | 1998 | 5 | 2  | FEB | 8  | 2/8/1998   | 288,662 | 157,109 |
| 09-Feb-1998 | 1998 | 5 | 2  | FEB | 9  | 2/9/1998   | 272,734 | 152,064 |
| 10-Feb-1998 | 1998 | 5 | 2  | FEB | 10 | 2/10/1998  | 277,461 | 156,470 |
| 11-Feb-1998 | 1998 | 5 | 2  | FEB | 11 | 2/11/1998  | 267,622 | 144,679 |
| 12-Feb-1998 | 1998 | 5 | 2  | FEB | 12 | 2/12/1998  | 273,389 | 151,247 |
| 13-Feb-1998 | 1998 | 5 | 2  | FEB | 13 | 2/13/1998  | 281,963 | 147,775 |
| 14-Feb-1998 | 1998 | 5 | 2  | FEB | 14 | 2/14/1998  | 327,560 | 174,193 |
| 15-Feb-1998 | 1998 | 5 | 2  | FEB | 15 | 2/15/1998  | 345,306 | 179,397 |
| 16-Feb-1998 | 1998 | 5 | 2  | FEB | 16 | 2/16/1998  | 334,451 | 184,457 |
| 17-Feb-1998 | 1998 | 5 | 2  | FEB | 17 | 2/17/1998  | 296,896 | 171,041 |
| 18-Feb-1998 | 1998 | 5 | 2  | FEB | 18 | 2/18/1998  | 302,069 | 168,200 |
| 19-Feb-1998 | 1998 | 5 | 2  | FEB | 19 | 2/19/1998  | 287,229 | 123,412 |
| 20-Feb-1998 | 1998 | 5 | 2  | FEB | 20 | 2/20/1998  | 318,046 | 182,118 |
| 21-Feb-1998 | 1998 | 5 | 2  | FEB | 21 | 2/21/1998  | 326,715 | 182,071 |
| 22-Feb-1998 | 1998 | 5 | 2  | FEB | 22 | 2/22/1998  | 329,169 | 183,242 |
| 23-Feb-1998 | 1998 | 5 | 2  | FEB | 23 | 2/23/1998  | 304,540 | 168,503 |
| 24-Feb-1998 | 1998 | 5 | 2  | FEB | 24 | 2/24/1998  | 308,391 | 165,408 |
| 25-Feb-1998 | 1998 | 5 | 2  | FEB | 25 | 2/25/1998  | 292,695 | 158,801 |
| 26-Feb-1998 | 1998 | 5 | 2  | FEB | 26 | 2/26/1998  | 308,886 | 167,067 |
| 27-Feb-1998 | 1998 | 5 | 2  | FEB | 27 | 2/27/1998  | 318,031 | 169,971 |
| 28-Feb-1998 | 1998 | 5 | 2  | FEB | 28 | 2/28/1998  | 332,540 | 166,126 |
| 01-Mar-1998 | 1998 | 6 | 3  | MAR | 1  | 3/1/1998   | 311,710 | 162,709 |
| 02-Mar-1998 | 1998 | 6 | 3  | MAR | 2  | 3/2/1998   | 295,999 | 161,021 |
| 03-Mar-1998 | 1998 | 6 | 3  | MAR | 3  | 3/3/1998   | 291,704 | 157,135 |
| 04-Mar-1998 | 1998 | 6 | 3  | MAR | 4  | 3/4/1998   | 282,885 | 152,410 |
| 05-Mar-1998 | 1998 | 6 | 3  | MAR | 5  | 3/5/1998   | 294,894 | 158,014 |
| 06-Mar-1998 | 1998 | 6 | 3  | MAR | 6  | 3/6/1998   | 314,576 | 167,835 |
| 07-Mar-1998 | 1998 | 6 | 3  | MAR | 7  | 3/7/1998   | 336,682 | 175,142 |

|             |      |   |   |     |    |           |         |         |
|-------------|------|---|---|-----|----|-----------|---------|---------|
| 08-Mar-1998 | 1998 | 6 | 3 | MAR | 8  | 3/8/1998  | 337,669 | 174,682 |
| 09-Mar-1998 | 1998 | 6 | 3 | MAR | 9  | 3/9/1998  | 332,914 | 166,420 |
| 10-Mar-1998 | 1998 | 6 | 3 | MAR | 10 | 3/10/1998 | 317,279 | 166,653 |
| 11-Mar-1998 | 1998 | 6 | 3 | MAR | 11 | 3/11/1998 | 301,790 | 157,998 |
| 12-Mar-1998 | 1998 | 6 | 3 | MAR | 12 | 3/12/1998 | 337,639 | 169,704 |
| 13-Mar-1998 | 1998 | 6 | 3 | MAR | 13 | 3/13/1998 | 339,318 | 182,673 |
| 14-Mar-1998 | 1998 | 6 | 3 | MAR | 14 | 3/14/1998 | 359,153 | 191,240 |
| 15-Mar-1998 | 1998 | 6 | 3 | MAR | 15 | 3/15/1998 | 346,672 | 180,823 |
| 16-Mar-1998 | 1998 | 6 | 3 | MAR | 16 | 3/16/1998 | 317,617 | 166,368 |
| 17-Mar-1998 | 1998 | 6 | 3 | MAR | 17 | 3/17/1998 | 290,307 | 157,992 |
| 18-Mar-1998 | 1998 | 6 | 3 | MAR | 18 | 3/18/1998 | 291,020 | 153,555 |
| 19-Mar-1998 | 1998 | 6 | 3 | MAR | 19 | 3/19/1998 | 302,708 | 152,773 |
| 20-Mar-1998 | 1998 | 6 | 3 | MAR | 20 | 3/20/1998 | 305,513 | 159,219 |
| 21-Mar-1998 | 1998 | 6 | 3 | MAR | 21 | 3/21/1998 | 355,692 | 182,876 |
| 22-Mar-1998 | 1998 | 6 | 3 | MAR | 22 | 3/22/1998 | 334,826 | 162,433 |
| 23-Mar-1998 | 1998 | 6 | 3 | MAR | 23 | 3/23/1998 | 330,228 | 162,428 |
| 24-Mar-1998 | 1998 | 6 | 3 | MAR | 24 | 3/24/1998 | 316,646 | 159,228 |
| 25-Mar-1998 | 1998 | 6 | 3 | MAR | 25 | 3/25/1998 | 333,326 | 165,174 |
| 26-Mar-1998 | 1998 | 6 | 3 | MAR | 26 | 3/26/1998 | 354,407 | 169,914 |
| 27-Mar-1998 | 1998 | 6 | 3 | MAR | 27 | 3/27/1998 | 361,664 | 178,595 |
| 28-Mar-1998 | 1998 | 6 | 3 | MAR | 28 | 3/28/1998 | 354,047 | 173,337 |
| 29-Mar-1998 | 1998 | 6 | 3 | MAR | 29 | 3/29/1998 | 344,269 | 170,132 |
| 30-Mar-1998 | 1998 | 6 | 3 | MAR | 30 | 3/30/1998 | 336,937 | 163,634 |
| 31-Mar-1998 | 1998 | 6 | 3 | MAR | 31 | 3/31/1998 | 334,994 | 162,234 |
| 01-Apr-1998 | 1998 | 7 | 4 | APR | 1  | 4/1/1998  | 334,360 | 157,591 |
| 02-Apr-1998 | 1998 | 7 | 4 | APR | 2  | 4/2/1998  | 310,500 | 163,732 |
| 03-Apr-1998 | 1998 | 7 | 4 | APR | 3  | 4/3/1998  | 355,804 | 167,103 |
| 04-Apr-1998 | 1998 | 7 | 4 | APR | 4  | 4/4/1998  | 360,189 | 162,755 |
| 05-Apr-1998 | 1998 | 7 | 4 | APR | 5  | 4/5/1998  | 352,829 | 161,004 |
| 06-Apr-1998 | 1998 | 7 | 4 | APR | 6  | 4/6/1998  | 314,761 | 148,426 |
| 07-Apr-1998 | 1998 | 7 | 4 | APR | 7  | 4/7/1998  | 299,355 | 144,020 |
| 08-Apr-1998 | 1998 | 7 | 4 | APR | 8  | 4/8/1998  | 292,762 | 148,254 |
| 09-Apr-1998 | 1998 | 7 | 4 | APR | 9  | 4/9/1998  | 309,122 | 168,887 |
| 10-Apr-1998 | 1998 | 7 | 4 | APR | 10 | 4/10/1998 | 317,462 | 170,024 |
| 11-Apr-1998 | 1998 | 7 | 4 | APR | 11 | 4/11/1998 | 336,733 | 168,604 |
| 12-Apr-1998 | 1998 | 7 | 4 | APR | 12 | 4/12/1998 | 334,430 | 142,396 |
| 13-Apr-1998 | 1998 | 7 | 4 | APR | 13 | 4/13/1998 | 292,791 | 116,634 |
| 14-Apr-1998 | 1998 | 7 | 4 | APR | 14 | 4/14/1998 | 254,190 | 92,171  |
| 15-Apr-1998 | 1998 | 7 | 4 | APR | 15 | 4/15/1998 | 235,862 | 85,363  |
| 16-Apr-1998 | 1998 | 7 | 4 | APR | 16 | 4/16/1998 | 230,939 | 83,191  |
| 17-Apr-1998 | 1998 | 7 | 4 | APR | 17 | 4/17/1998 | 238,391 | 86,223  |
| 18-Apr-1998 | 1998 | 7 | 4 | APR | 18 | 4/18/1998 | 233,087 | 88,140  |
| 19-Apr-1998 | 1998 | 7 | 4 | APR | 19 | 4/19/1998 | 229,974 | 75,339  |
| 20-Apr-1998 | 1998 | 7 | 4 | APR | 20 | 4/20/1998 | 217,907 | 60,227  |
| 21-Apr-1998 | 1998 | 7 | 4 | APR | 21 | 4/21/1998 | 238,302 | 52,506  |
| 22-Apr-1998 | 1998 | 7 | 4 | APR | 22 | 4/22/1998 | 280,678 | 63,277  |
| 23-Apr-1998 | 1998 | 7 | 4 | APR | 23 | 4/23/1998 | 328,740 | 73,101  |
| 24-Apr-1998 | 1998 | 7 | 4 | APR | 24 | 4/24/1998 | 369,469 | 88,137  |
| 25-Apr-1998 | 1998 | 7 | 4 | APR | 25 | 4/25/1998 | 348,559 | 78,525  |
| 26-Apr-1998 | 1998 | 7 | 4 | APR | 26 | 4/26/1998 | 316,518 | 62,407  |
| 27-Apr-1998 | 1998 | 7 | 4 | APR | 27 | 4/27/1998 | 281,835 | 61,907  |
| 28-Apr-1998 | 1998 | 7 | 4 | APR | 28 | 4/28/1998 | 294,739 | 86,387  |
| 29-Apr-1998 | 1998 | 7 | 4 | APR | 29 | 4/29/1998 | 340,189 | 108,483 |
| 30-Apr-1998 | 1998 | 7 | 4 | APR | 30 | 4/30/1998 | 354,829 | 118,802 |
| 01-May-1998 | 1998 | 8 | 5 | MAY | 1  | 5/1/1998  | 369,128 | 127,748 |
| 02-May-1998 | 1998 | 8 | 5 | MAY | 2  | 5/2/1998  | 379,825 | 125,371 |
| 03-May-1998 | 1998 | 8 | 5 | MAY | 3  | 5/3/1998  | 410,570 | 141,315 |
| 04-May-1998 | 1998 | 8 | 5 | MAY | 4  | 5/4/1998  | 423,525 | 147,911 |
| 05-May-1998 | 1998 | 8 | 5 | MAY | 5  | 5/5/1998  | 434,286 | 157,523 |
| 06-May-1998 | 1998 | 8 | 5 | MAY | 6  | 5/6/1998  | 447,947 | 162,590 |
| 07-May-1998 | 1998 | 8 | 5 | MAY | 7  | 5/7/1998  | 444,123 | 148,140 |
| 08-May-1998 | 1998 | 8 | 5 | MAY | 8  | 5/8/1998  | 414,374 | 132,793 |
| 09-May-1998 | 1998 | 8 | 5 | MAY | 9  | 5/9/1998  | 435,018 | 122,283 |
| 10-May-1998 | 1998 | 8 | 5 | MAY | 10 | 5/10/1998 | 417,391 | 109,360 |
| 11-May-1998 | 1998 | 8 | 5 | MAY | 11 | 5/11/1998 | 398,148 | 101,134 |
| 12-May-1998 | 1998 | 8 | 5 | MAY | 12 | 5/12/1998 | 375,706 | 97,454  |
| 13-May-1998 | 1998 | 8 | 5 | MAY | 13 | 5/13/1998 | 349,893 | 80,844  |
| 14-May-1998 | 1998 | 8 | 5 | MAY | 14 | 5/14/1998 | 355,314 | 84,004  |
| 15-May-1998 | 1998 | 8 | 5 | MAY | 15 | 5/15/1998 | 365,512 | 86,329  |
| 16-May-1998 | 1998 | 8 | 5 | MAY | 16 | 5/16/1998 | 332,930 | 74,746  |
| 17-May-1998 | 1998 | 8 | 5 | MAY | 17 | 5/17/1998 | 340,174 | 75,973  |
| 18-May-1998 | 1998 | 8 | 5 | MAY | 18 | 5/18/1998 | 351,012 | 103,893 |
| 19-May-1998 | 1998 | 8 | 5 | MAY | 19 | 5/19/1998 | 312,026 | 77,497  |
| 20-May-1998 | 1998 | 8 | 5 | MAY | 20 | 5/20/1998 | 310,377 | 81,720  |
| 21-May-1998 | 1998 | 8 | 5 | MAY | 21 | 5/21/1998 | 299,006 | 65,329  |
| 22-May-1998 | 1998 | 8 | 5 | MAY | 22 | 5/22/1998 | 328,486 | 68,528  |
| 23-May-1998 | 1998 | 8 | 5 | MAY | 23 | 5/23/1998 | 344,373 | 67,376  |
| 24-May-1998 | 1998 | 8 | 5 | MAY | 24 | 5/24/1998 | 337,468 | 65,660  |
| 25-May-1998 | 1998 | 8 | 5 | MAY | 25 | 5/25/1998 | 333,526 | 63,973  |

|             |      |    |   |     |    |           |         |         |
|-------------|------|----|---|-----|----|-----------|---------|---------|
| 26-May-1998 | 1998 | 8  | 5 | MAY | 26 | 5/26/1998 | 335,657 | 64,775  |
| 27-May-1998 | 1998 | 8  | 5 | MAY | 27 | 5/27/1998 | 367,768 | 63,278  |
| 28-May-1998 | 1998 | 8  | 5 | MAY | 28 | 5/28/1998 | 324,993 | 60,306  |
| 29-May-1998 | 1998 | 8  | 5 | MAY | 29 | 5/29/1998 | 301,403 | 53,533  |
| 30-May-1998 | 1998 | 8  | 5 | MAY | 30 | 5/30/1998 | 304,444 | 59,345  |
| 31-May-1998 | 1998 | 8  | 5 | MAY | 31 | 5/31/1998 | 279,698 | 52,971  |
| 01-Jun-1998 | 1998 | 9  | 6 | JUN | 1  | 6/1/1998  | 281,411 | 61,375  |
| 02-Jun-1998 | 1998 | 9  | 6 | JUN | 2  | 6/2/1998  | 273,069 | 64,618  |
| 03-Jun-1998 | 1998 | 9  | 6 | JUN | 3  | 6/3/1998  | 321,999 | 82,153  |
| 04-Jun-1998 | 1998 | 9  | 6 | JUN | 4  | 6/4/1998  | 381,775 | 157,222 |
| 05-Jun-1998 | 1998 | 9  | 6 | JUN | 5  | 6/5/1998  | 299,150 | 85,257  |
| 06-Jun-1998 | 1998 | 9  | 6 | JUN | 6  | 6/6/1998  | 272,435 | 67,034  |
| 07-Jun-1998 | 1998 | 9  | 6 | JUN | 7  | 6/7/1998  | 262,936 | 56,306  |
| 08-Jun-1998 | 1998 | 9  | 6 | JUN | 8  | 6/8/1998  | 246,302 | 47,405  |
| 09-Jun-1998 | 1998 | 9  | 6 | JUN | 9  | 6/9/1998  | 239,716 | 46,827  |
| 10-Jun-1998 | 1998 | 9  | 6 | JUN | 10 | 6/10/1998 | 266,549 | 52,507  |
| 11-Jun-1998 | 1998 | 9  | 6 | JUN | 11 | 6/11/1998 | 236,867 | 54,095  |
| 12-Jun-1998 | 1998 | 9  | 6 | JUN | 12 | 6/12/1998 | 236,880 | 54,645  |
| 13-Jun-1998 | 1998 | 9  | 6 | JUN | 13 | 6/13/1998 | 255,010 | 71,286  |
| 14-Jun-1998 | 1998 | 9  | 6 | JUN | 14 | 6/14/1998 | 265,650 | 73,255  |
| 15-Jun-1998 | 1998 | 9  | 6 | JUN | 15 | 6/15/1998 | 297,482 | 87,961  |
| 16-Jun-1998 | 1998 | 9  | 6 | JUN | 16 | 6/16/1998 | 345,317 | 99,882  |
| 17-Jun-1998 | 1998 | 9  | 6 | JUN | 17 | 6/17/1998 | 385,756 | 112,396 |
| 18-Jun-1998 | 1998 | 9  | 6 | JUN | 18 | 6/18/1998 | 408,866 | 124,002 |
| 19-Jun-1998 | 1998 | 9  | 6 | JUN | 19 | 6/19/1998 | 665,902 | 190,939 |
| 20-Jun-1998 | 1998 | 9  | 6 | JUN | 20 | 6/20/1998 | 715,913 | 180,106 |
| 21-Jun-1998 | 1998 | 9  | 6 | JUN | 21 | 6/21/1998 | 627,123 | 161,837 |
| 22-Jun-1998 | 1998 | 9  | 6 | JUN | 22 | 6/22/1998 | 578,506 | 151,183 |
| 23-Jun-1998 | 1998 | 9  | 6 | JUN | 23 | 6/23/1998 | 526,247 | 140,523 |
| 24-Jun-1998 | 1998 | 9  | 6 | JUN | 24 | 6/24/1998 | 490,861 | 139,237 |
| 25-Jun-1998 | 1998 | 9  | 6 | JUN | 25 | 6/25/1998 | 495,428 | 144,564 |
| 26-Jun-1998 | 1998 | 9  | 6 | JUN | 26 | 6/26/1998 | 588,417 | 171,757 |
| 27-Jun-1998 | 1998 | 9  | 6 | JUN | 27 | 6/27/1998 | 509,586 | 139,571 |
| 28-Jun-1998 | 1998 | 9  | 6 | JUN | 28 | 6/28/1998 | 471,825 | 121,561 |
| 29-Jun-1998 | 1998 | 9  | 6 | JUN | 29 | 6/29/1998 | 434,309 | 104,420 |
| 30-Jun-1998 | 1998 | 9  | 6 | JUN | 30 | 6/30/1998 | 397,922 | 88,818  |
| 01-Jul-1998 | 1998 | 10 | 7 | JUL | 1  | 7/1/1998  | 376,575 | 78,887  |
| 02-Jul-1998 | 1998 | 10 | 7 | JUL | 2  | 7/2/1998  | 357,280 | 62,054  |
| 03-Jul-1998 | 1998 | 10 | 7 | JUL | 3  | 7/3/1998  | 359,348 | 74,926  |
| 04-Jul-1998 | 1998 | 10 | 7 | JUL | 4  | 7/4/1998  | 350,071 | 60,167  |
| 05-Jul-1998 | 1998 | 10 | 7 | JUL | 5  | 7/5/1998  | 342,776 | 68,626  |
| 06-Jul-1998 | 1998 | 10 | 7 | JUL | 6  | 7/6/1998  | 333,365 | 66,556  |
| 07-Jul-1998 | 1998 | 10 | 7 | JUL | 7  | 7/7/1998  | 325,548 | 64,261  |
| 08-Jul-1998 | 1998 | 10 | 7 | JUL | 8  | 7/8/1998  | 330,131 | 68,133  |
| 09-Jul-1998 | 1998 | 10 | 7 | JUL | 9  | 7/9/1998  | 325,915 | 75,042  |
| 10-Jul-1998 | 1998 | 10 | 7 | JUL | 10 | 7/10/1998 | 320,804 | 81,536  |
| 11-Jul-1998 | 1998 | 10 | 7 | JUL | 11 | 7/11/1998 | 308,777 | 75,355  |
| 12-Jul-1998 | 1998 | 10 | 7 | JUL | 12 | 7/12/1998 | 297,873 | 69,225  |
| 13-Jul-1998 | 1998 | 10 | 7 | JUL | 13 | 7/13/1998 | 292,341 | 68,894  |
| 14-Jul-1998 | 1998 | 10 | 7 | JUL | 14 | 7/14/1998 | 300,645 | 73,263  |
| 15-Jul-1998 | 1998 | 10 | 7 | JUL | 15 | 7/15/1998 | 311,431 | 85,908  |
| 16-Jul-1998 | 1998 | 10 | 7 | JUL | 16 | 7/16/1998 | 323,243 | 99,674  |
| 17-Jul-1998 | 1998 | 10 | 7 | JUL | 17 | 7/17/1998 | 326,835 | 105,315 |
| 18-Jul-1998 | 1998 | 10 | 7 | JUL | 18 | 7/18/1998 | 331,491 | 107,525 |
| 19-Jul-1998 | 1998 | 10 | 7 | JUL | 19 | 7/19/1998 | 323,644 | 102,813 |
| 20-Jul-1998 | 1998 | 10 | 7 | JUL | 20 | 7/20/1998 | 326,381 | 96,081  |
| 21-Jul-1998 | 1998 | 10 | 7 | JUL | 21 | 7/21/1998 | 293,639 | 94,190  |
| 22-Jul-1998 | 1998 | 10 | 7 | JUL | 22 | 7/22/1998 | 297,995 | 100,681 |
| 23-Jul-1998 | 1998 | 10 | 7 | JUL | 23 | 7/23/1998 | 287,247 | 97,171  |
| 24-Jul-1998 | 1998 | 10 | 7 | JUL | 24 | 7/24/1998 | 287,365 | 98,330  |
| 25-Jul-1998 | 1998 | 10 | 7 | JUL | 25 | 7/25/1998 | 278,846 | 90,835  |
| 26-Jul-1998 | 1998 | 10 | 7 | JUL | 26 | 7/26/1998 | 283,616 | 90,446  |
| 27-Jul-1998 | 1998 | 10 | 7 | JUL | 27 | 7/27/1998 | 285,792 | 94,208  |
| 28-Jul-1998 | 1998 | 10 | 7 | JUL | 28 | 7/28/1998 | 289,422 | 99,012  |
| 29-Jul-1998 | 1998 | 10 | 7 | JUL | 29 | 7/29/1998 | 277,654 | 95,151  |
| 30-Jul-1998 | 1998 | 10 | 7 | JUL | 30 | 7/30/1998 | 307,510 | 118,238 |
| 31-Jul-1998 | 1998 | 10 | 7 | JUL | 31 | 7/31/1998 | 318,668 | 121,186 |
| 01-Aug-1998 | 1998 | 11 | 8 | AUG | 1  | 8/1/1998  | 283,142 | 103,076 |
| 02-Aug-1998 | 1998 | 11 | 8 | AUG | 2  | 8/2/1998  | 277,831 | 99,911  |
| 03-Aug-1998 | 1998 | 11 | 8 | AUG | 3  | 8/3/1998  | 267,912 | 93,524  |
| 04-Aug-1998 | 1998 | 11 | 8 | AUG | 4  | 8/4/1998  | 271,753 | 98,774  |
| 05-Aug-1998 | 1998 | 11 | 8 | AUG | 5  | 8/5/1998  | 286,345 | 106,311 |
| 06-Aug-1998 | 1998 | 11 | 8 | AUG | 6  | 8/6/1998  | 288,352 | 109,417 |
| 07-Aug-1998 | 1998 | 11 | 8 | AUG | 7  | 8/7/1998  | 286,516 | 110,117 |
| 08-Aug-1998 | 1998 | 11 | 8 | AUG | 8  | 8/8/1998  | 271,219 | 93,119  |
| 09-Aug-1998 | 1998 | 11 | 8 | AUG | 9  | 8/9/1998  | 272,353 | 101,545 |
| 10-Aug-1998 | 1998 | 11 | 8 | AUG | 10 | 8/10/1998 | 286,011 | 114,882 |
| 11-Aug-1998 | 1998 | 11 | 8 | AUG | 11 | 8/11/1998 | 297,781 | 119,148 |
| 12-Aug-1998 | 1998 | 11 | 8 | AUG | 12 | 8/12/1998 | 280,083 | 100,624 |

|             |      |    |    |     |    |            |         |         |
|-------------|------|----|----|-----|----|------------|---------|---------|
| 13-Aug-1998 | 1998 | 11 | 8  | AUG | 13 | 8/13/1998  | 279,820 | 109,983 |
| 14-Aug-1998 | 1998 | 11 | 8  | AUG | 14 | 8/14/1998  | 275,537 | 108,794 |
| 15-Aug-1998 | 1998 | 11 | 8  | AUG | 15 | 8/15/1998  | 249,201 | 83,002  |
| 16-Aug-1998 | 1998 | 11 | 8  | AUG | 16 | 8/16/1998  | 251,829 | 90,870  |
| 17-Aug-1998 | 1998 | 11 | 8  | AUG | 17 | 8/17/1998  | 251,117 | 83,210  |
| 18-Aug-1998 | 1998 | 11 | 8  | AUG | 18 | 8/18/1998  | 231,040 | 71,647  |
| 19-Aug-1998 | 1998 | 11 | 8  | AUG | 19 | 8/19/1998  | 230,696 | 70,446  |
| 20-Aug-1998 | 1998 | 11 | 8  | AUG | 20 | 8/20/1998  | 233,064 | 77,738  |
| 21-Aug-1998 | 1998 | 11 | 8  | AUG | 21 | 8/21/1998  | 252,579 | 91,925  |
| 22-Aug-1998 | 1998 | 11 | 8  | AUG | 22 | 8/22/1998  | 257,837 | 87,059  |
| 23-Aug-1998 | 1998 | 11 | 8  | AUG | 23 | 8/23/1998  | 249,632 | 83,641  |
| 24-Aug-1998 | 1998 | 11 | 8  | AUG | 24 | 8/24/1998  | 225,534 | 64,233  |
| 25-Aug-1998 | 1998 | 11 | 8  | AUG | 25 | 8/25/1998  | 226,291 | 68,115  |
| 26-Aug-1998 | 1998 | 11 | 8  | AUG | 26 | 8/26/1998  | 222,960 | 63,529  |
| 27-Aug-1998 | 1998 | 11 | 8  | AUG | 27 | 8/27/1998  | 216,077 | 65,265  |
| 28-Aug-1998 | 1998 | 11 | 8  | AUG | 28 | 8/28/1998  | 207,441 | 58,907  |
| 29-Aug-1998 | 1998 | 11 | 8  | AUG | 29 | 8/29/1998  | 193,805 | 51,257  |
| 30-Aug-1998 | 1998 | 11 | 8  | AUG | 30 | 8/30/1998  | 187,981 | 45,960  |
| 31-Aug-1998 | 1998 | 11 | 8  | AUG | 31 | 8/31/1998  | 186,671 | 54,710  |
| 01-Sep-1998 | 1998 | 12 | 9  | SEP | 1  | 9/1/1998   | 183,541 | 51,160  |
| 02-Sep-1998 | 1998 | 12 | 9  | SEP | 2  | 9/2/1998   | 190,355 | 56,696  |
| 03-Sep-1998 | 1998 | 12 | 9  | SEP | 3  | 9/3/1998   | 217,198 | 68,316  |
| 04-Sep-1998 | 1998 | 12 | 9  | SEP | 4  | 9/4/1998   | 209,761 | 70,061  |
| 05-Sep-1998 | 1998 | 12 | 9  | SEP | 5  | 9/5/1998   | 227,316 | 88,136  |
| 06-Sep-1998 | 1998 | 12 | 9  | SEP | 6  | 9/6/1998   | 240,074 | 91,329  |
| 07-Sep-1998 | 1998 | 12 | 9  | SEP | 7  | 9/7/1998   | 234,851 | 86,133  |
| 08-Sep-1998 | 1998 | 12 | 9  | SEP | 8  | 9/8/1998   | 199,967 | 69,126  |
| 09-Sep-1998 | 1998 | 12 | 9  | SEP | 9  | 9/9/1998   | 196,549 | 67,562  |
| 10-Sep-1998 | 1998 | 12 | 9  | SEP | 10 | 9/10/1998  | 194,652 | 67,412  |
| 11-Sep-1998 | 1998 | 12 | 9  | SEP | 11 | 9/11/1998  | 187,745 | 63,187  |
| 12-Sep-1998 | 1998 | 12 | 9  | SEP | 12 | 9/12/1998  | 203,684 | 72,148  |
| 13-Sep-1998 | 1998 | 12 | 9  | SEP | 13 | 9/13/1998  | 211,274 | 64,048  |
| 14-Sep-1998 | 1998 | 12 | 9  | SEP | 14 | 9/14/1998  | 180,579 | 56,839  |
| 15-Sep-1998 | 1998 | 12 | 9  | SEP | 15 | 9/15/1998  | 174,313 | 52,030  |
| 16-Sep-1998 | 1998 | 12 | 9  | SEP | 16 | 9/16/1998  | 180,881 | 59,581  |
| 17-Sep-1998 | 1998 | 12 | 9  | SEP | 17 | 9/17/1998  | 185,604 | 63,740  |
| 18-Sep-1998 | 1998 | 12 | 9  | SEP | 18 | 9/18/1998  | 179,702 | 57,948  |
| 19-Sep-1998 | 1998 | 12 | 9  | SEP | 19 | 9/19/1998  | 190,901 | 61,867  |
| 20-Sep-1998 | 1998 | 12 | 9  | SEP | 20 | 9/20/1998  | 202,869 | 74,319  |
| 21-Sep-1998 | 1998 | 12 | 9  | SEP | 21 | 9/21/1998  | 202,810 | 77,898  |
| 22-Sep-1998 | 1998 | 12 | 9  | SEP | 22 | 9/22/1998  | 188,138 | 66,831  |
| 23-Sep-1998 | 1998 | 12 | 9  | SEP | 23 | 9/23/1998  | 192,205 | 71,832  |
| 24-Sep-1998 | 1998 | 12 | 9  | SEP | 24 | 9/24/1998  | 187,664 | 67,119  |
| 25-Sep-1998 | 1998 | 12 | 9  | SEP | 25 | 9/25/1998  | 201,241 | 62,815  |
| 26-Sep-1998 | 1998 | 12 | 9  | SEP | 26 | 9/26/1998  | 211,539 | 58,458  |
| 27-Sep-1998 | 1998 | 12 | 9  | SEP | 27 | 9/27/1998  | 208,855 | 56,050  |
| 28-Sep-1998 | 1998 | 12 | 9  | SEP | 28 | 9/28/1998  | 185,798 | 52,985  |
| 29-Sep-1998 | 1998 | 12 | 9  | SEP | 29 | 9/29/1998  | 191,468 | 60,513  |
| 30-Sep-1998 | 1998 | 12 | 9  | SEP | 30 | 9/30/1998  | 178,523 | 60,650  |
| 01-Oct-1998 | 1998 | 1  | 10 | OCT | 1  | 10/1/1998  | 185,702 | 65,656  |
| 02-Oct-1998 | 1998 | 1  | 10 | OCT | 2  | 10/2/1998  | 186,694 | 65,804  |
| 03-Oct-1998 | 1998 | 1  | 10 | OCT | 3  | 10/3/1998  | 186,422 | 57,585  |
| 04-Oct-1998 | 1998 | 1  | 10 | OCT | 4  | 10/4/1998  | 179,561 | 50,004  |
| 05-Oct-1998 | 1998 | 1  | 10 | OCT | 5  | 10/5/1998  | 165,172 | 44,761  |
| 06-Oct-1998 | 1998 | 1  | 10 | OCT | 6  | 10/6/1998  | 161,218 | 44,580  |
| 07-Oct-1998 | 1998 | 1  | 10 | OCT | 7  | 10/7/1998  | 154,176 | 40,692  |
| 08-Oct-1998 | 1998 | 1  | 10 | OCT | 8  | 10/8/1998  | 156,097 | 46,349  |
| 09-Oct-1998 | 1998 | 1  | 10 | OCT | 9  | 10/9/1998  | 150,839 | 48,232  |
| 10-Oct-1998 | 1998 | 1  | 10 | OCT | 10 | 10/10/1998 | 137,684 | 36,001  |
| 11-Oct-1998 | 1998 | 1  | 10 | OCT | 11 | 10/11/1998 | 140,817 | 39,250  |
| 12-Oct-1998 | 1998 | 1  | 10 | OCT | 12 | 10/12/1998 | 141,699 | 43,111  |
| 13-Oct-1998 | 1998 | 1  | 10 | OCT | 13 | 10/13/1998 | 145,344 | 44,306  |
| 14-Oct-1998 | 1998 | 1  | 10 | OCT | 14 | 10/14/1998 | 146,021 | 41,812  |
| 15-Oct-1998 | 1998 | 1  | 10 | OCT | 15 | 10/15/1998 | 148,647 | 48,381  |
| 16-Oct-1998 | 1998 | 1  | 10 | OCT | 16 | 10/16/1998 | 150,080 | 49,419  |
| 17-Oct-1998 | 1998 | 1  | 10 | OCT | 17 | 10/17/1998 | 143,475 | 42,567  |
| 18-Oct-1998 | 1998 | 1  | 10 | OCT | 18 | 10/18/1998 | 147,975 | 42,441  |
| 19-Oct-1998 | 1998 | 1  | 10 | OCT | 19 | 10/19/1998 | 147,833 | 40,797  |
| 20-Oct-1998 | 1998 | 1  | 10 | OCT | 20 | 10/20/1998 | 145,597 | 40,966  |
| 21-Oct-1998 | 1998 | 1  | 10 | OCT | 21 | 10/21/1998 | 146,739 | 45,293  |
| 22-Oct-1998 | 1998 | 1  | 10 | OCT | 22 | 10/22/1998 | 153,258 | 50,593  |
| 23-Oct-1998 | 1998 | 1  | 10 | OCT | 23 | 10/23/1998 | 135,845 | 50,593  |
| 24-Oct-1998 | 1998 | 1  | 10 | OCT | 24 | 10/24/1998 | 138,618 | 50,593  |
| 25-Oct-1998 | 1998 | 1  | 10 | OCT | 25 | 10/25/1998 | 137,595 | 50,593  |
| 26-Oct-1998 | 1998 | 1  | 10 | OCT | 26 | 10/26/1998 | 149,834 | 50,593  |
| 27-Oct-1998 | 1998 | 1  | 10 | OCT | 27 | 10/27/1998 | 133,249 | 50,593  |
| 28-Oct-1998 | 1998 | 1  | 10 | OCT | 28 | 10/28/1998 | 132,081 | 50,593  |
| 29-Oct-1998 | 1998 | 1  | 10 | OCT | 29 | 10/29/1998 | 128,567 | 52,977  |
| 30-Oct-1998 | 1998 | 1  | 10 | OCT | 30 | 10/30/1998 | 135,173 | 52,515  |

|             |      |   |    |     |    |            |         |         |
|-------------|------|---|----|-----|----|------------|---------|---------|
| 31-Oct-1998 | 1998 | 1 | 10 | OCT | 31 | 10/31/1998 | 140,325 | 45,970  |
| 01-Nov-1998 | 1998 | 2 | 11 | NOV | 1  | 11/1/1998  | 138,575 | 44,999  |
| 02-Nov-1998 | 1998 | 2 | 11 | NOV | 2  | 11/2/1998  | 147,720 | 155,812 |
| 03-Nov-1998 | 1998 | 2 | 11 | NOV | 3  | 11/3/1998  | 128,190 | 45,251  |
| 04-Nov-1998 | 1998 | 2 | 11 | NOV | 4  | 11/4/1998  | 138,968 | 51,951  |
| 05-Nov-1998 | 1998 | 2 | 11 | NOV | 5  | 11/5/1998  | 144,076 | 53,638  |
| 06-Nov-1998 | 1998 | 2 | 11 | NOV | 6  | 11/6/1998  | 127,952 | 42,174  |
| 07-Nov-1998 | 1998 | 2 | 11 | NOV | 7  | 11/7/1998  | 124,138 | 39,609  |
| 08-Nov-1998 | 1998 | 2 | 11 | NOV | 8  | 11/8/1998  | 129,593 | 41,180  |
| 09-Nov-1998 | 1998 | 2 | 11 | NOV | 9  | 11/9/1998  | 155,472 | 67,609  |
| 10-Nov-1998 | 1998 | 2 | 11 | NOV | 10 | 11/10/1998 | 143,788 | 55,330  |
| 11-Nov-1998 | 1998 | 2 | 11 | NOV | 11 | 11/11/1998 | 129,591 | 51,127  |
| 12-Nov-1998 | 1998 | 2 | 11 | NOV | 12 | 11/12/1998 | 111,839 | 47,816  |
| 13-Nov-1998 | 1998 | 2 | 11 | NOV | 13 | 11/13/1998 | 129,018 | 49,979  |
| 14-Nov-1998 | 1998 | 2 | 11 | NOV | 14 | 11/14/1998 | 128,005 | 48,958  |
| 15-Nov-1998 | 1998 | 2 | 11 | NOV | 15 | 11/15/1998 | 132,322 | 48,245  |
| 16-Nov-1998 | 1998 | 2 | 11 | NOV | 16 | 11/16/1998 | 138,138 | 47,584  |
| 17-Nov-1998 | 1998 | 2 | 11 | NOV | 17 | 11/17/1998 | 132,345 | 54,780  |
| 18-Nov-1998 | 1998 | 2 | 11 | NOV | 18 | 11/18/1998 | 140,193 | 62,640  |
| 19-Nov-1998 | 1998 | 2 | 11 | NOV | 19 | 11/19/1998 | 137,984 | 59,956  |
| 20-Nov-1998 | 1998 | 2 | 11 | NOV | 20 | 11/20/1998 | 143,300 | 62,604  |
| 21-Nov-1998 | 1998 | 2 | 11 | NOV | 21 | 11/21/1998 | 134,940 | 48,138  |
| 22-Nov-1998 | 1998 | 2 | 11 | NOV | 22 | 11/22/1998 | 142,291 | 57,933  |
| 23-Nov-1998 | 1998 | 2 | 11 | NOV | 23 | 11/23/1998 | 147,916 | 61,130  |
| 24-Nov-1998 | 1998 | 2 | 11 | NOV | 24 | 11/24/1998 | 173,281 | 92,220  |
| 25-Nov-1998 | 1998 | 2 | 11 | NOV | 25 | 11/25/1998 | 176,871 | 87,741  |
| 26-Nov-1998 | 1998 | 2 | 11 | NOV | 26 | 11/26/1998 | 202,916 | 109,637 |
| 27-Nov-1998 | 1998 | 2 | 11 | NOV | 27 | 11/27/1998 | 218,712 | 117,323 |
| 28-Nov-1998 | 1998 | 2 | 11 | NOV | 28 | 11/28/1998 | 234,387 | 129,869 |
| 29-Nov-1998 | 1998 | 2 | 11 | NOV | 29 | 11/29/1998 | 206,518 | 103,575 |
| 30-Nov-1998 | 1998 | 2 | 11 | NOV | 30 | 11/30/1998 | 198,180 | 100,437 |
| 01-Dec-1998 | 1998 | 3 | 12 | DEC | 1  | 12/1/1998  | 193,420 | 95,495  |
| 02-Dec-1998 | 1998 | 3 | 12 | DEC | 2  | 12/2/1998  | 200,874 | 106,633 |
| 03-Dec-1998 | 1998 | 3 | 12 | DEC | 3  | 12/3/1998  | 198,688 | 100,807 |
| 04-Dec-1998 | 1998 | 3 | 12 | DEC | 4  | 12/4/1998  | 213,639 | 117,682 |
| 05-Dec-1998 | 1998 | 3 | 12 | DEC | 5  | 12/5/1998  | 217,656 | 115,440 |
| 06-Dec-1998 | 1998 | 3 | 12 | DEC | 6  | 12/6/1998  | 211,759 | 108,212 |
| 07-Dec-1998 | 1998 | 3 | 12 | DEC | 7  | 12/7/1998  | 193,868 | 97,503  |
| 08-Dec-1998 | 1998 | 3 | 12 | DEC | 8  | 12/8/1998  | 178,111 | 87,079  |
| 09-Dec-1998 | 1998 | 3 | 12 | DEC | 9  | 12/9/1998  | 183,693 | 90,320  |
| 10-Dec-1998 | 1998 | 3 | 12 | DEC | 10 | 12/10/1998 | 189,833 | 89,630  |
| 11-Dec-1998 | 1998 | 3 | 12 | DEC | 11 | 12/11/1998 | 201,760 | 95,699  |
| 12-Dec-1998 | 1998 | 3 | 12 | DEC | 12 | 12/12/1998 | 204,914 | 98,697  |
| 13-Dec-1998 | 1998 | 3 | 12 | DEC | 13 | 12/13/1998 | 187,531 | 91,354  |
| 14-Dec-1998 | 1998 | 3 | 12 | DEC | 14 | 12/14/1998 | 191,141 | 91,931  |
| 15-Dec-1998 | 1998 | 3 | 12 | DEC | 15 | 12/15/1998 | 181,426 | 87,303  |
| 16-Dec-1998 | 1998 | 3 | 12 | DEC | 16 | 12/16/1998 | 184,342 | 90,358  |
| 17-Dec-1998 | 1998 | 3 | 12 | DEC | 17 | 12/17/1998 | 197,571 | 100,709 |
| 18-Dec-1998 | 1998 | 3 | 12 | DEC | 18 | 12/18/1998 | 221,214 | 121,495 |
| 19-Dec-1998 | 1998 | 3 | 12 | DEC | 19 | 12/19/1998 | 244,563 | 130,698 |
| 20-Dec-1998 | 1998 | 3 | 12 | DEC | 20 | 12/20/1998 | 282,575 | 150,584 |
| 21-Dec-1998 | 1998 | 3 | 12 | DEC | 21 | 12/21/1998 | 311,773 | 170,553 |
| 22-Dec-1998 | 1998 | 3 | 12 | DEC | 22 | 12/22/1998 | 328,921 | 182,505 |
| 23-Dec-1998 | 1998 | 3 | 12 | DEC | 23 | 12/23/1998 | 311,147 | 185,283 |
| 24-Dec-1998 | 1998 | 3 | 12 | DEC | 24 | 12/24/1998 | 315,407 | 159,941 |
| 25-Dec-1998 | 1998 | 3 | 12 | DEC | 25 | 12/25/1998 | 337,171 | 168,917 |
| 26-Dec-1998 | 1998 | 3 | 12 | DEC | 26 | 12/26/1998 | 367,447 | 165,236 |
| 27-Dec-1998 | 1998 | 3 | 12 | DEC | 27 | 12/27/1998 | 392,460 | 197,941 |
| 28-Dec-1998 | 1998 | 3 | 12 | DEC | 28 | 12/28/1998 | 398,693 | 202,344 |
| 29-Dec-1998 | 1998 | 3 | 12 | DEC | 29 | 12/29/1998 | 415,818 | 222,640 |
| 30-Dec-1998 | 1998 | 3 | 12 | DEC | 30 | 12/30/1998 | 408,801 | 215,558 |
| 31-Dec-1998 | 1998 | 3 | 12 | DEC | 31 | 12/31/1998 | 429,954 | 232,287 |
| 01-Jan-1999 | 1999 | 4 | 1  | JAN | 1  | 1/1/1999   | 420,050 | 216,963 |
| 02-Jan-1999 | 1999 | 4 | 1  | JAN | 2  | 1/2/1999   | 353,268 | 165,995 |
| 03-Jan-1999 | 1999 | 4 | 1  | JAN | 3  | 1/3/1999   | 197,871 | 133,373 |
| 04-Jan-1999 | 1999 | 4 | 1  | JAN | 4  | 1/4/1999   | 258,343 | 126,114 |
| 05-Jan-1999 | 1999 | 4 | 1  | JAN | 5  | 1/5/1999   | 239,727 | 117,333 |
| 06-Jan-1999 | 1999 | 4 | 1  | JAN | 6  | 1/6/1999   | 224,814 | 113,884 |
| 07-Jan-1999 | 1999 | 4 | 1  | JAN | 7  | 1/7/1999   | 233,277 | 122,306 |
| 08-Jan-1999 | 1999 | 4 | 1  | JAN | 8  | 1/8/1999   | 234,290 | 117,083 |
| 09-Jan-1999 | 1999 | 4 | 1  | JAN | 9  | 1/9/1999   | 247,636 | 127,658 |
| 10-Jan-1999 | 1999 | 4 | 1  | JAN | 10 | 1/10/1999  | 243,253 | 128,583 |
| 11-Jan-1999 | 1999 | 4 | 1  | JAN | 11 | 1/11/1999  | 232,243 | 93,563  |
| 12-Jan-1999 | 1999 | 4 | 1  | JAN | 12 | 1/12/1999  | 228,024 | 120,957 |
| 13-Jan-1999 | 1999 | 4 | 1  | JAN | 13 | 1/13/1999  | 215,767 | 110,726 |
| 14-Jan-1999 | 1999 | 4 | 1  | JAN | 14 | 1/14/1999  | 232,300 | 122,243 |
| 15-Jan-1999 | 1999 | 4 | 1  | JAN | 15 | 1/15/1999  | 278,326 | 163,477 |
| 16-Jan-1999 | 1999 | 4 | 1  | JAN | 16 | 1/16/1999  | 296,675 | 166,402 |
| 17-Jan-1999 | 1999 | 4 | 1  | JAN | 17 | 1/17/1999  | 310,657 | 172,004 |



|             |      |   |   |     |    |           |         |         |
|-------------|------|---|---|-----|----|-----------|---------|---------|
| 18-Jan-1999 | 1999 | 4 | 1 | JAN | 18 | 1/18/1999 | 286,646 | 164,167 |
| 19-Jan-1999 | 1999 | 4 | 1 | JAN | 19 | 1/19/1999 | 267,861 | 153,319 |
| 20-Jan-1999 | 1999 | 4 | 1 | JAN | 20 | 1/20/1999 | 266,886 | 153,808 |
| 21-Jan-1999 | 1999 | 4 | 1 | JAN | 21 | 1/21/1999 | 270,729 | 160,695 |
| 22-Jan-1999 | 1999 | 4 | 1 | JAN | 22 | 1/22/1999 | 271,839 | 153,373 |
| 23-Jan-1999 | 1999 | 4 | 1 | JAN | 23 | 1/23/1999 | 266,396 | 139,700 |
| 24-Jan-1999 | 1999 | 4 | 1 | JAN | 24 | 1/24/1999 | 290,159 | 157,897 |
| 25-Jan-1999 | 1999 | 4 | 1 | JAN | 25 | 1/25/1999 | 248,568 | 130,113 |
| 26-Jan-1999 | 1999 | 4 | 1 | JAN | 26 | 1/26/1999 | 246,017 | 128,014 |
| 27-Jan-1999 | 1999 | 4 | 1 | JAN | 27 | 1/27/1999 | 247,718 | 130,485 |
| 28-Jan-1999 | 1999 | 4 | 1 | JAN | 28 | 1/28/1999 | 252,142 | 143,758 |
| 29-Jan-1999 | 1999 | 4 | 1 | JAN | 29 | 1/29/1999 | 265,052 | 147,426 |
| 30-Jan-1999 | 1999 | 4 | 1 | JAN | 30 | 1/30/1999 | 278,352 | 154,096 |
| 31-Jan-1999 | 1999 | 4 | 1 | JAN | 31 | 1/31/1999 | 277,015 | 152,283 |
| 01-Feb-1999 | 1999 | 5 | 2 | FEB | 1  | 2/1/1999  | 261,936 | 145,391 |
| 02-Feb-1999 | 1999 | 5 | 2 | FEB | 2  | 2/2/1999  | 268,841 | 127,072 |
| 03-Feb-1999 | 1999 | 5 | 2 | FEB | 3  | 2/3/1999  | 253,963 | 122,599 |
| 04-Feb-1999 | 1999 | 5 | 2 | FEB | 4  | 2/4/1999  | 259,691 | 120,407 |
| 05-Feb-1999 | 1999 | 5 | 2 | FEB | 5  | 2/5/1999  | 273,490 | 127,913 |
| 06-Feb-1999 | 1999 | 5 | 2 | FEB | 6  | 2/6/1999  | 304,659 | 137,313 |
| 07-Feb-1999 | 1999 | 5 | 2 | FEB | 7  | 2/7/1999  | 289,125 | 160,322 |
| 08-Feb-1999 | 1999 | 5 | 2 | FEB | 8  | 2/8/1999  | 267,259 | 157,109 |
| 09-Feb-1999 | 1999 | 5 | 2 | FEB | 9  | 2/9/1999  | 262,455 | 152,064 |
| 10-Feb-1999 | 1999 | 5 | 2 | FEB | 10 | 2/10/1999 | 263,741 | 156,470 |
| 11-Feb-1999 | 1999 | 5 | 2 | FEB | 11 | 2/11/1999 | 264,025 | 144,679 |
| 12-Feb-1999 | 1999 | 5 | 2 | FEB | 12 | 2/12/1999 | 281,424 | 151,247 |
| 13-Feb-1999 | 1999 | 5 | 2 | FEB | 13 | 2/13/1999 | 329,542 | 147,775 |
| 14-Feb-1999 | 1999 | 5 | 2 | FEB | 14 | 2/14/1999 | 356,692 | 174,193 |
| 15-Feb-1999 | 1999 | 5 | 2 | FEB | 15 | 2/15/1999 | 338,542 | 179,397 |
| 16-Feb-1999 | 1999 | 5 | 2 | FEB | 16 | 2/16/1999 | 300,274 | 184,457 |
| 17-Feb-1999 | 1999 | 5 | 2 | FEB | 17 | 2/17/1999 | 289,209 | 171,041 |
| 18-Feb-1999 | 1999 | 5 | 2 | FEB | 18 | 2/18/1999 | 287,979 | 168,200 |
| 19-Feb-1999 | 1999 | 5 | 2 | FEB | 19 | 2/19/1999 | 294,498 | 123,412 |
| 20-Feb-1999 | 1999 | 5 | 2 | FEB | 20 | 2/20/1999 | 295,868 | 182,118 |
| 21-Feb-1999 | 1999 | 5 | 2 | FEB | 21 | 2/21/1999 | 304,894 | 182,071 |
| 22-Feb-1999 | 1999 | 5 | 2 | FEB | 22 | 2/22/1999 | 286,837 | 183,242 |
| 23-Feb-1999 | 1999 | 5 | 2 | FEB | 23 | 2/23/1999 | 286,830 | 168,503 |
| 24-Feb-1999 | 1999 | 5 | 2 | FEB | 24 | 2/24/1999 | 310,830 | 165,408 |
| 25-Feb-1999 | 1999 | 5 | 2 | FEB | 25 | 2/25/1999 | 296,942 | 158,801 |
| 26-Feb-1999 | 1999 | 5 | 2 | FEB | 26 | 2/26/1999 | 295,846 | 167,067 |
| 27-Feb-1999 | 1999 | 5 | 2 | FEB | 27 | 2/27/1999 | 318,272 | 169,971 |
| 28-Feb-1999 | 1999 | 5 | 2 | FEB | 28 | 2/28/1999 | 315,296 | 166,126 |
| 01-Mar-1999 | 1999 | 6 | 3 | MAR | 1  | 3/1/1999  | 302,088 | 171,574 |
| 02-Mar-1999 | 1999 | 6 | 3 | MAR | 2  | 3/2/1999  | 287,494 | 167,192 |
| 03-Mar-1999 | 1999 | 6 | 3 | MAR | 3  | 3/3/1999  | 305,107 | 178,176 |
| 04-Mar-1999 | 1999 | 6 | 3 | MAR | 4  | 3/4/1999  | 299,418 | 171,403 |
| 05-Mar-1999 | 1999 | 6 | 3 | MAR | 5  | 3/5/1999  | 321,068 | 186,173 |
| 06-Mar-1999 | 1999 | 6 | 3 | MAR | 6  | 3/6/1999  | 337,459 | 190,653 |
| 07-Mar-1999 | 1999 | 6 | 3 | MAR | 7  | 3/7/1999  | 331,224 | 182,792 |
| 08-Mar-1999 | 1999 | 6 | 3 | MAR | 8  | 3/8/1999  | 304,028 | 163,743 |
| 09-Mar-1999 | 1999 | 6 | 3 | MAR | 9  | 3/9/1999  | 319,985 | 171,801 |
| 10-Mar-1999 | 1999 | 6 | 3 | MAR | 10 | 3/10/1999 | 320,370 | 182,617 |
| 11-Mar-1999 | 1999 | 6 | 3 | MAR | 11 | 3/11/1999 | 328,616 | 181,059 |
| 12-Mar-1999 | 1999 | 6 | 3 | MAR | 12 | 3/12/1999 | 334,516 | 187,615 |
| 13-Mar-1999 | 1999 | 6 | 3 | MAR | 13 | 3/13/1999 | 355,139 | 191,512 |
| 14-Mar-1999 | 1999 | 6 | 3 | MAR | 14 | 3/14/1999 | 337,001 | 177,618 |
| 15-Mar-1999 | 1999 | 6 | 3 | MAR | 15 | 3/15/1999 | 332,921 | 188,992 |
| 16-Mar-1999 | 1999 | 6 | 3 | MAR | 16 | 3/16/1999 | 302,403 | 165,199 |
| 17-Mar-1999 | 1999 | 6 | 3 | MAR | 17 | 3/17/1999 | 300,877 | 169,349 |
| 18-Mar-1999 | 1999 | 6 | 3 | MAR | 18 | 3/18/1999 | 309,223 | 176,199 |
| 19-Mar-1999 | 1999 | 6 | 3 | MAR | 19 | 3/19/1999 | 339,284 | 195,670 |
| 20-Mar-1999 | 1999 | 6 | 3 | MAR | 20 | 3/20/1999 | 340,654 | 196,311 |
| 21-Mar-1999 | 1999 | 6 | 3 | MAR | 21 | 3/21/1999 | 335,282 | 178,203 |
| 22-Mar-1999 | 1999 | 6 | 3 | MAR | 22 | 3/22/1999 | 311,316 | 170,560 |
| 23-Mar-1999 | 1999 | 6 | 3 | MAR | 23 | 3/23/1999 | 307,059 | 167,452 |
| 24-Mar-1999 | 1999 | 6 | 3 | MAR | 24 | 3/24/1999 | 310,033 | 171,009 |
| 25-Mar-1999 | 1999 | 6 | 3 | MAR | 25 | 3/25/1999 | 344,705 | 189,882 |
| 26-Mar-1999 | 1999 | 6 | 3 | MAR | 26 | 3/26/1999 | 351,230 | 191,069 |
| 27-Mar-1999 | 1999 | 6 | 3 | MAR | 27 | 3/27/1999 | 336,732 | 181,509 |
| 28-Mar-1999 | 1999 | 6 | 3 | MAR | 28 | 3/28/1999 | 338,327 | 186,765 |
| 29-Mar-1999 | 1999 | 6 | 3 | MAR | 29 | 3/29/1999 | 342,451 | 192,246 |
| 30-Mar-1999 | 1999 | 6 | 3 | MAR | 30 | 3/30/1999 | 337,968 | 192,310 |
| 31-Mar-1999 | 1999 | 6 | 3 | MAR | 31 | 3/31/1999 | 340,519 | 198,452 |
| 01-Apr-1999 | 1999 | 7 | 4 | APR | 1  | 4/1/1999  | 328,070 | 191,758 |
| 02-Apr-1999 | 1999 | 7 | 4 | APR | 2  | 4/2/1999  | 345,392 | 199,051 |
| 03-Apr-1999 | 1999 | 7 | 4 | APR | 3  | 4/3/1999  | 348,537 | 200,975 |
| 04-Apr-1999 | 1999 | 7 | 4 | APR | 4  | 4/4/1999  | 331,580 | 184,790 |
| 05-Apr-1999 | 1999 | 7 | 4 | APR | 5  | 4/5/1999  | 314,976 | 182,307 |
| 06-Apr-1999 | 1999 | 7 | 4 | APR | 6  | 4/6/1999  | 300,744 | 176,612 |

|             |      |   |   |     |    |           |         |         |
|-------------|------|---|---|-----|----|-----------|---------|---------|
| 07-Apr-1999 | 1999 | 7 | 4 | APR | 7  | 4/7/1999  | 289,854 | 171,316 |
| 08-Apr-1999 | 1999 | 7 | 4 | APR | 8  | 4/8/1999  | 292,541 | 175,803 |
| 09-Apr-1999 | 1999 | 7 | 4 | APR | 9  | 4/9/1999  | 288,050 | 166,707 |
| 10-Apr-1999 | 1999 | 7 | 4 | APR | 10 | 4/10/1999 | 267,097 | 141,151 |
| 11-Apr-1999 | 1999 | 7 | 4 | APR | 11 | 4/11/1999 | 221,918 | 94,900  |
| 12-Apr-1999 | 1999 | 7 | 4 | APR | 12 | 4/12/1999 | 196,095 | 69,600  |
| 13-Apr-1999 | 1999 | 7 | 4 | APR | 13 | 4/13/1999 | 180,163 | 53,708  |
| 14-Apr-1999 | 1999 | 7 | 4 | APR | 14 | 4/14/1999 | 170,380 | 52,136  |
| 15-Apr-1999 | 1999 | 7 | 4 | APR | 15 | 4/15/1999 | 159,986 | 51,008  |
| 16-Apr-1999 | 1999 | 7 | 4 | APR | 16 | 4/16/1999 | 153,266 | 44,951  |
| 17-Apr-1999 | 1999 | 7 | 4 | APR | 17 | 4/17/1999 | 157,370 | 48,242  |
| 18-Apr-1999 | 1999 | 7 | 4 | APR | 18 | 4/18/1999 | 181,997 | 60,874  |
| 19-Apr-1999 | 1999 | 7 | 4 | APR | 19 | 4/19/1999 | 217,737 | 69,920  |
| 20-Apr-1999 | 1999 | 7 | 4 | APR | 20 | 4/20/1999 | 241,346 | 79,468  |
| 21-Apr-1999 | 1999 | 7 | 4 | APR | 21 | 4/21/1999 | 227,518 | 70,766  |
| 22-Apr-1999 | 1999 | 7 | 4 | APR | 22 | 4/22/1999 | 197,901 | 57,072  |
| 23-Apr-1999 | 1999 | 7 | 4 | APR | 23 | 4/23/1999 | 179,163 | 48,643  |
| 24-Apr-1999 | 1999 | 7 | 4 | APR | 24 | 4/24/1999 | 176,675 | 48,450  |
| 25-Apr-1999 | 1999 | 7 | 4 | APR | 25 | 4/25/1999 | 217,684 | 75,674  |
| 26-Apr-1999 | 1999 | 7 | 4 | APR | 26 | 4/26/1999 | 285,135 | 102,035 |
| 27-Apr-1999 | 1999 | 7 | 4 | APR | 27 | 4/27/1999 | 242,697 | 88,803  |
| 28-Apr-1999 | 1999 | 7 | 4 | APR | 28 | 4/28/1999 | 222,982 | 87,395  |
| 29-Apr-1999 | 1999 | 7 | 4 | APR | 29 | 4/29/1999 | 217,132 | 91,974  |
| 30-Apr-1999 | 1999 | 7 | 4 | APR | 30 | 4/30/1999 | 241,622 | 115,212 |
| 01-May-1999 | 1999 | 8 | 5 | MAY | 1  | 5/1/1999  | 286,936 | 120,338 |
| 02-May-1999 | 1999 | 8 | 5 | MAY | 2  | 5/2/1999  | 240,710 | 108,894 |
| 03-May-1999 | 1999 | 8 | 5 | MAY | 3  | 5/3/1999  | 252,941 | 126,593 |
| 04-May-1999 | 1999 | 8 | 5 | MAY | 4  | 5/4/1999  | 232,513 | 111,433 |
| 05-May-1999 | 1999 | 8 | 5 | MAY | 5  | 5/5/1999  | 205,796 | 92,594  |
| 06-May-1999 | 1999 | 8 | 5 | MAY | 6  | 5/6/1999  | 196,416 | 88,546  |
| 07-May-1999 | 1999 | 8 | 5 | MAY | 7  | 5/7/1999  | 227,933 | 121,440 |
| 08-May-1999 | 1999 | 8 | 5 | MAY | 8  | 5/8/1999  | 233,002 | 114,381 |
| 09-May-1999 | 1999 | 8 | 5 | MAY | 9  | 5/9/1999  | 214,816 | 97,179  |
| 10-May-1999 | 1999 | 8 | 5 | MAY | 10 | 5/10/1999 | 213,106 | 88,247  |
| 11-May-1999 | 1999 | 8 | 5 | MAY | 11 | 5/11/1999 | 209,574 | 88,467  |
| 12-May-1999 | 1999 | 8 | 5 | MAY | 12 | 5/12/1999 | 209,102 | 88,474  |
| 13-May-1999 | 1999 | 8 | 5 | MAY | 13 | 5/13/1999 | 226,371 | 92,301  |
| 14-May-1999 | 1999 | 8 | 5 | MAY | 14 | 5/14/1999 | 204,922 | 79,271  |
| 15-May-1999 | 1999 | 8 | 5 | MAY | 15 | 5/15/1999 | 183,903 | 64,053  |
| 16-May-1999 | 1999 | 8 | 5 | MAY | 16 | 5/16/1999 | 176,948 | 57,433  |
| 17-May-1999 | 1999 | 8 | 5 | MAY | 17 | 5/17/1999 | 229,861 | 107,841 |
| 18-May-1999 | 1999 | 8 | 5 | MAY | 18 | 5/18/1999 | 202,622 | 81,360  |
| 19-May-1999 | 1999 | 8 | 5 | MAY | 19 | 5/19/1999 | 260,249 | 114,232 |
| 20-May-1999 | 1999 | 8 | 5 | MAY | 20 | 5/20/1999 | 255,154 | 111,084 |
| 21-May-1999 | 1999 | 8 | 5 | MAY | 21 | 5/21/1999 | 265,364 | 116,221 |
| 22-May-1999 | 1999 | 8 | 5 | MAY | 22 | 5/22/1999 | 259,660 | 113,727 |
| 23-May-1999 | 1999 | 8 | 5 | MAY | 23 | 5/23/1999 | 267,292 | 119,571 |
| 24-May-1999 | 1999 | 8 | 5 | MAY | 24 | 5/24/1999 | 261,950 | 109,761 |
| 25-May-1999 | 1999 | 8 | 5 | MAY | 25 | 5/25/1999 | 267,956 | 109,396 |
| 26-May-1999 | 1999 | 8 | 5 | MAY | 26 | 5/26/1999 | 249,199 | 98,359  |
| 27-May-1999 | 1999 | 8 | 5 | MAY | 27 | 5/27/1999 | 236,741 | 87,744  |
| 28-May-1999 | 1999 | 8 | 5 | MAY | 28 | 5/28/1999 | 231,365 | 77,818  |
| 29-May-1999 | 1999 | 8 | 5 | MAY | 29 | 5/29/1999 | 243,600 | 93,057  |
| 30-May-1999 | 1999 | 8 | 5 | MAY | 30 | 5/30/1999 | 248,910 | 94,613  |
| 31-May-1999 | 1999 | 8 | 5 | MAY | 31 | 5/31/1999 | 233,956 | 97,060  |
| 01-Jun-1999 | 1999 | 9 | 6 | JUN | 1  | 6/1/1999  | 231,560 | 102,475 |
| 02-Jun-1999 | 1999 | 9 | 6 | JUN | 2  | 6/2/1999  | 234,753 | 102,152 |
| 03-Jun-1999 | 1999 | 9 | 6 | JUN | 3  | 6/3/1999  | 237,786 | 105,617 |
| 04-Jun-1999 | 1999 | 9 | 6 | JUN | 4  | 6/4/1999  | 236,247 | 109,494 |
| 05-Jun-1999 | 1999 | 9 | 6 | JUN | 5  | 6/5/1999  | 228,690 | 105,062 |
| 06-Jun-1999 | 1999 | 9 | 6 | JUN | 6  | 6/6/1999  | 242,451 | 111,639 |
| 07-Jun-1999 | 1999 | 9 | 6 | JUN | 7  | 6/7/1999  | 277,499 | 135,483 |
| 08-Jun-1999 | 1999 | 9 | 6 | JUN | 8  | 6/8/1999  | 270,323 | 125,336 |
| 09-Jun-1999 | 1999 | 9 | 6 | JUN | 9  | 6/9/1999  | 247,837 | 107,257 |
| 10-Jun-1999 | 1999 | 9 | 6 | JUN | 10 | 6/10/1999 | 247,757 | 115,685 |
| 11-Jun-1999 | 1999 | 9 | 6 | JUN | 11 | 6/11/1999 | 241,070 | 106,056 |
| 12-Jun-1999 | 1999 | 9 | 6 | JUN | 12 | 6/12/1999 | 228,999 | 92,934  |
| 13-Jun-1999 | 1999 | 9 | 6 | JUN | 13 | 6/13/1999 | 261,963 | 122,790 |
| 14-Jun-1999 | 1999 | 9 | 6 | JUN | 14 | 6/14/1999 | 274,006 | 128,113 |
| 15-Jun-1999 | 1999 | 9 | 6 | JUN | 15 | 6/15/1999 | 284,465 | 141,545 |
| 16-Jun-1999 | 1999 | 9 | 6 | JUN | 16 | 6/16/1999 | 284,719 | 129,626 |
| 17-Jun-1999 | 1999 | 9 | 6 | JUN | 17 | 6/17/1999 | 283,594 | 126,264 |
| 18-Jun-1999 | 1999 | 9 | 6 | JUN | 18 | 6/18/1999 | 268,240 | 112,003 |
| 19-Jun-1999 | 1999 | 9 | 6 | JUN | 19 | 6/19/1999 | 263,419 | 111,942 |
| 20-Jun-1999 | 1999 | 9 | 6 | JUN | 20 | 6/20/1999 | 255,530 | 97,348  |
| 21-Jun-1999 | 1999 | 9 | 6 | JUN | 21 | 6/21/1999 | 257,409 | 95,747  |
| 22-Jun-1999 | 1999 | 9 | 6 | JUN | 22 | 6/22/1999 | 248,961 | 88,578  |
| 23-Jun-1999 | 1999 | 9 | 6 | JUN | 23 | 6/23/1999 | 258,589 | 89,987  |
| 24-Jun-1999 | 1999 | 9 | 6 | JUN | 24 | 6/24/1999 | 247,573 | 83,352  |

|             |      |    |   |     |    |           |         |         |
|-------------|------|----|---|-----|----|-----------|---------|---------|
| 25-Jun-1999 | 1999 | 9  | 6 | JUN | 25 | 6/25/1999 | 250,936 | 83,631  |
| 26-Jun-1999 | 1999 | 9  | 6 | JUN | 26 | 6/26/1999 | 289,819 | 130,731 |
| 27-Jun-1999 | 1999 | 9  | 6 | JUN | 27 | 6/27/1999 | 239,451 | 79,027  |
| 28-Jun-1999 | 1999 | 9  | 6 | JUN | 28 | 6/28/1999 | 247,797 | 85,962  |
| 29-Jun-1999 | 1999 | 9  | 6 | JUN | 29 | 6/29/1999 | 241,196 | 85,275  |
| 30-Jun-1999 | 1999 | 9  | 6 | JUN | 30 | 6/30/1999 | 230,630 | 73,133  |
| 01-Jul-1999 | 1999 | 10 | 7 | JUL | 1  | 7/1/1999  | 232,247 | 73,559  |
| 02-Jul-1999 | 1999 | 10 | 7 | JUL | 2  | 7/2/1999  | 244,830 | 80,209  |
| 03-Jul-1999 | 1999 | 10 | 7 | JUL | 3  | 7/3/1999  | 258,679 | 80,835  |
| 04-Jul-1999 | 1999 | 10 | 7 | JUL | 4  | 7/4/1999  | 231,448 | 90,422  |
| 05-Jul-1999 | 1999 | 10 | 7 | JUL | 5  | 7/5/1999  | 223,510 | 99,338  |
| 06-Jul-1999 | 1999 | 10 | 7 | JUL | 6  | 7/6/1999  | 271,420 | 90,733  |
| 07-Jul-1999 | 1999 | 10 | 7 | JUL | 7  | 7/7/1999  | 265,616 | 91,530  |
| 08-Jul-1999 | 1999 | 10 | 7 | JUL | 8  | 7/8/1999  | 266,287 | 90,702  |
| 09-Jul-1999 | 1999 | 10 | 7 | JUL | 9  | 7/9/1999  | 271,609 | 96,249  |
| 10-Jul-1999 | 1999 | 10 | 7 | JUL | 10 | 7/10/1999 | 255,578 | 83,734  |
| 11-Jul-1999 | 1999 | 10 | 7 | JUL | 11 | 7/11/1999 | 247,128 | 85,478  |
| 12-Jul-1999 | 1999 | 10 | 7 | JUL | 12 | 7/12/1999 | 236,157 | 84,131  |
| 13-Jul-1999 | 1999 | 10 | 7 | JUL | 13 | 7/13/1999 | 203,721 | 87,123  |
| 14-Jul-1999 | 1999 | 10 | 7 | JUL | 14 | 7/14/1999 | 258,575 | 100,804 |
| 15-Jul-1999 | 1999 | 10 | 7 | JUL | 15 | 7/15/1999 | 245,706 | 89,841  |
| 16-Jul-1999 | 1999 | 10 | 7 | JUL | 16 | 7/16/1999 | 247,298 | 84,775  |
| 17-Jul-1999 | 1999 | 10 | 7 | JUL | 17 | 7/17/1999 | 258,538 | 94,722  |
| 18-Jul-1999 | 1999 | 10 | 7 | JUL | 18 | 7/18/1999 | 274,895 | 106,208 |
| 19-Jul-1999 | 1999 | 10 | 7 | JUL | 19 | 7/19/1999 | 258,699 | 97,529  |
| 20-Jul-1999 | 1999 | 10 | 7 | JUL | 20 | 7/20/1999 | 259,917 | 100,314 |
| 21-Jul-1999 | 1999 | 10 | 7 | JUL | 21 | 7/21/1999 | 247,734 | 97,894  |
| 22-Jul-1999 | 1999 | 10 | 7 | JUL | 22 | 7/22/1999 | 233,914 | 89,878  |
| 23-Jul-1999 | 1999 | 10 | 7 | JUL | 23 | 7/23/1999 | 240,151 | 86,118  |
| 24-Jul-1999 | 1999 | 10 | 7 | JUL | 24 | 7/24/1999 | 248,874 | 84,158  |
| 25-Jul-1999 | 1999 | 10 | 7 | JUL | 25 | 7/25/1999 | 261,624 | 96,759  |
| 26-Jul-1999 | 1999 | 10 | 7 | JUL | 26 | 7/26/1999 | 246,083 | 94,274  |
| 27-Jul-1999 | 1999 | 10 | 7 | JUL | 27 | 7/27/1999 | 243,818 | 91,188  |
| 28-Jul-1999 | 1999 | 10 | 7 | JUL | 28 | 7/28/1999 | 237,910 | 93,571  |
| 29-Jul-1999 | 1999 | 10 | 7 | JUL | 29 | 7/29/1999 | 234,451 | 99,867  |
| 30-Jul-1999 | 1999 | 10 | 7 | JUL | 30 | 7/30/1999 | 273,873 | 106,252 |
| 31-Jul-1999 | 1999 | 10 | 7 | JUL | 31 | 7/31/1999 | 263,449 | 103,538 |
| 01-Aug-1999 | 1999 | 11 | 8 | AUG | 1  | 8/1/1999  | 257,129 | 98,226  |
| 02-Aug-1999 | 1999 | 11 | 8 | AUG | 2  | 8/2/1999  | 247,869 | 87,055  |
| 03-Aug-1999 | 1999 | 11 | 8 | AUG | 3  | 8/3/1999  | 255,978 | 103,946 |
| 04-Aug-1999 | 1999 | 11 | 8 | AUG | 4  | 8/4/1999  | 297,573 | 128,321 |
| 05-Aug-1999 | 1999 | 11 | 8 | AUG | 5  | 8/5/1999  | 322,590 | 135,901 |
| 06-Aug-1999 | 1999 | 11 | 8 | AUG | 6  | 8/6/1999  | 327,731 | 141,853 |
| 07-Aug-1999 | 1999 | 11 | 8 | AUG | 7  | 8/7/1999  | 317,834 | 137,454 |
| 08-Aug-1999 | 1999 | 11 | 8 | AUG | 8  | 8/8/1999  | 271,153 | 104,370 |
| 09-Aug-1999 | 1999 | 11 | 8 | AUG | 9  | 8/9/1999  | 244,952 | 85,842  |
| 10-Aug-1999 | 1999 | 11 | 8 | AUG | 10 | 8/10/1999 | 238,549 | 80,815  |
| 11-Aug-1999 | 1999 | 11 | 8 | AUG | 11 | 8/11/1999 | 259,580 | 108,970 |
| 12-Aug-1999 | 1999 | 11 | 8 | AUG | 12 | 8/12/1999 | 260,079 | 109,921 |
| 13-Aug-1999 | 1999 | 11 | 8 | AUG | 13 | 8/13/1999 | 283,095 | 112,371 |
| 14-Aug-1999 | 1999 | 11 | 8 | AUG | 14 | 8/14/1999 | 250,772 | 90,589  |
| 15-Aug-1999 | 1999 | 11 | 8 | AUG | 15 | 8/15/1999 | 243,945 | 81,559  |
| 16-Aug-1999 | 1999 | 11 | 8 | AUG | 16 | 8/16/1999 | 247,226 | 78,650  |
| 17-Aug-1999 | 1999 | 11 | 8 | AUG | 17 | 8/17/1999 | 232,586 | 67,875  |
| 18-Aug-1999 | 1999 | 11 | 8 | AUG | 18 | 8/18/1999 | 216,790 | 67,184  |
| 19-Aug-1999 | 1999 | 11 | 8 | AUG | 19 | 8/19/1999 | 218,169 | 75,409  |
| 20-Aug-1999 | 1999 | 11 | 8 | AUG | 20 | 8/20/1999 | 247,312 | 95,230  |
| 21-Aug-1999 | 1999 | 11 | 8 | AUG | 21 | 8/21/1999 | 246,518 | 89,235  |
| 22-Aug-1999 | 1999 | 11 | 8 | AUG | 22 | 8/22/1999 | 227,423 | 74,710  |
| 23-Aug-1999 | 1999 | 11 | 8 | AUG | 23 | 8/23/1999 | 206,176 | 61,374  |
| 24-Aug-1999 | 1999 | 11 | 8 | AUG | 24 | 8/24/1999 | 215,748 | 72,920  |
| 25-Aug-1999 | 1999 | 11 | 8 | AUG | 25 | 8/25/1999 | 203,241 | 60,893  |
| 26-Aug-1999 | 1999 | 11 | 8 | AUG | 26 | 8/26/1999 | 211,704 | 74,731  |
| 27-Aug-1999 | 1999 | 11 | 8 | AUG | 27 | 8/27/1999 | 197,395 | 64,709  |
| 28-Aug-1999 | 1999 | 11 | 8 | AUG | 28 | 8/28/1999 | 252,186 | 98,202  |
| 29-Aug-1999 | 1999 | 11 | 8 | AUG | 29 | 8/29/1999 | 217,628 | 82,857  |
| 30-Aug-1999 | 1999 | 11 | 8 | AUG | 30 | 8/30/1999 | 199,603 | 64,106  |
| 31-Aug-1999 | 1999 | 11 | 8 | AUG | 31 | 8/31/1999 | 202,819 | 73,837  |
| 01-Sep-1999 | 1999 | 12 | 9 | SEP | 1  | 9/1/1999  | 192,500 | 62,929  |
| 02-Sep-1999 | 1999 | 12 | 9 | SEP | 2  | 9/2/1999  | 209,675 | 77,842  |
| 03-Sep-1999 | 1999 | 12 | 9 | SEP | 3  | 9/3/1999  | 214,051 | 74,920  |
| 04-Sep-1999 | 1999 | 12 | 9 | SEP | 4  | 9/4/1999  | 224,826 | 80,077  |
| 05-Sep-1999 | 1999 | 12 | 9 | SEP | 5  | 9/5/1999  | 226,793 | 81,405  |
| 06-Sep-1999 | 1999 | 12 | 9 | SEP | 6  | 9/6/1999  | 228,630 | 76,946  |
| 07-Sep-1999 | 1999 | 12 | 9 | SEP | 7  | 9/7/1999  | 192,771 | 60,651  |
| 08-Sep-1999 | 1999 | 12 | 9 | SEP | 8  | 9/8/1999  | 195,065 | 69,880  |
| 09-Sep-1999 | 1999 | 12 | 9 | SEP | 9  | 9/9/1999  | 217,984 | 83,245  |
| 10-Sep-1999 | 1999 | 12 | 9 | SEP | 10 | 9/10/1999 | 222,569 | 93,706  |
| 11-Sep-1999 | 1999 | 12 | 9 | SEP | 11 | 9/11/1999 | 225,240 | 92,486  |

|             |      |    |    |     |    |            |         |         |
|-------------|------|----|----|-----|----|------------|---------|---------|
| 12-Sep-1999 | 1999 | 12 | 9  | SEP | 12 | 9/12/1999  | 203,099 | 73,827  |
| 13-Sep-1999 | 1999 | 12 | 9  | SEP | 13 | 9/13/1999  | 182,043 | 63,815  |
| 14-Sep-1999 | 1999 | 12 | 9  | SEP | 14 | 9/14/1999  | 168,463 | 55,100  |
| 15-Sep-1999 | 1999 | 12 | 9  | SEP | 15 | 9/15/1999  | 181,888 | 67,172  |
| 16-Sep-1999 | 1999 | 12 | 9  | SEP | 16 | 9/16/1999  | 205,229 | 82,488  |
| 17-Sep-1999 | 1999 | 12 | 9  | SEP | 17 | 9/17/1999  | 191,732 | 74,433  |
| 18-Sep-1999 | 1999 | 12 | 9  | SEP | 18 | 9/18/1999  | 216,226 | 88,908  |
| 19-Sep-1999 | 1999 | 12 | 9  | SEP | 19 | 9/19/1999  | 187,402 | 57,108  |
| 20-Sep-1999 | 1999 | 12 | 9  | SEP | 20 | 9/20/1999  | 164,846 | 56,162  |
| 21-Sep-1999 | 1999 | 12 | 9  | SEP | 21 | 9/21/1999  | 162,780 | 51,548  |
| 22-Sep-1999 | 1999 | 12 | 9  | SEP | 22 | 9/22/1999  | 169,019 | 54,132  |
| 23-Sep-1999 | 1999 | 12 | 9  | SEP | 23 | 9/23/1999  | 174,716 | 59,366  |
| 24-Sep-1999 | 1999 | 12 | 9  | SEP | 24 | 9/24/1999  | 179,830 | 63,682  |
| 25-Sep-1999 | 1999 | 12 | 9  | SEP | 25 | 9/25/1999  | 182,962 | 62,964  |
| 26-Sep-1999 | 1999 | 12 | 9  | SEP | 26 | 9/26/1999  | 173,458 | 54,669  |
| 27-Sep-1999 | 1999 | 12 | 9  | SEP | 27 | 9/27/1999  | 176,623 | 61,405  |
| 28-Sep-1999 | 1999 | 12 | 9  | SEP | 28 | 9/28/1999  | 189,413 | 65,004  |
| 29-Sep-1999 | 1999 | 12 | 9  | SEP | 29 | 9/29/1999  | 197,339 | 67,451  |
| 30-Sep-1999 | 1999 | 12 | 9  | SEP | 30 | 9/30/1999  | 176,554 | 64,022  |
| 01-Oct-1999 | 1999 | 1  | 10 | OCT | 1  | 10/1/1999  | 181,371 | 65,287  |
| 02-Oct-1999 | 1999 | 1  | 10 | OCT | 2  | 10/2/1999  | 173,167 | 61,139  |
| 03-Oct-1999 | 1999 | 1  | 10 | OCT | 3  | 10/3/1999  | 163,025 | 49,050  |
| 04-Oct-1999 | 1999 | 1  | 10 | OCT | 4  | 10/4/1999  | 150,039 | 40,466  |
| 05-Oct-1999 | 1999 | 1  | 10 | OCT | 5  | 10/5/1999  | 160,898 | 38,607  |
| 06-Oct-1999 | 1999 | 1  | 10 | OCT | 6  | 10/6/1999  | 154,582 | 39,418  |
| 07-Oct-1999 | 1999 | 1  | 10 | OCT | 7  | 10/7/1999  | 135,156 | 43,524  |
| 08-Oct-1999 | 1999 | 1  | 10 | OCT | 8  | 10/8/1999  | 129,187 | 37,387  |
| 09-Oct-1999 | 1999 | 1  | 10 | OCT | 9  | 10/9/1999  | 117,162 | 32,457  |
| 10-Oct-1999 | 1999 | 1  | 10 | OCT | 10 | 10/10/1999 | 122,363 | 36,030  |
| 11-Oct-1999 | 1999 | 1  | 10 | OCT | 11 | 10/11/1999 | 130,750 | 42,616  |
| 12-Oct-1999 | 1999 | 1  | 10 | OCT | 12 | 10/12/1999 | 144,382 | 39,710  |
| 13-Oct-1999 | 1999 | 1  | 10 | OCT | 13 | 10/13/1999 | 125,422 | 44,670  |
| 14-Oct-1999 | 1999 | 1  | 10 | OCT | 14 | 10/14/1999 | 192,932 | 107,748 |
| 15-Oct-1999 | 1999 | 1  | 10 | OCT | 15 | 10/15/1999 | 139,987 | 59,324  |
| 16-Oct-1999 | 1999 | 1  | 10 | OCT | 16 | 10/16/1999 | 113,676 | 36,574  |
| 17-Oct-1999 | 1999 | 1  | 10 | OCT | 17 | 10/17/1999 | 113,270 | 37,841  |
| 18-Oct-1999 | 1999 | 1  | 10 | OCT | 18 | 10/18/1999 | 155,837 | 47,372  |
| 19-Oct-1999 | 1999 | 1  | 10 | OCT | 19 | 10/19/1999 | 126,355 | 47,451  |
| 20-Oct-1999 | 1999 | 1  | 10 | OCT | 20 | 10/20/1999 | 128,843 | 50,099  |
| 21-Oct-1999 | 1999 | 1  | 10 | OCT | 21 | 10/21/1999 | 125,531 | 50,240  |
| 22-Oct-1999 | 1999 | 1  | 10 | OCT | 22 | 10/22/1999 | 120,444 | 47,353  |
| 23-Oct-1999 | 1999 | 1  | 10 | OCT | 23 | 10/23/1999 | 113,908 | 41,682  |
| 24-Oct-1999 | 1999 | 1  | 10 | OCT | 24 | 10/24/1999 | 115,340 | 41,954  |
| 25-Oct-1999 | 1999 | 1  | 10 | OCT | 25 | 10/25/1999 | 118,937 | 49,665  |
| 26-Oct-1999 | 1999 | 1  | 10 | OCT | 26 | 10/26/1999 | 128,449 | 53,702  |
| 27-Oct-1999 | 1999 | 1  | 10 | OCT | 27 | 10/27/1999 | 130,718 | 51,934  |
| 28-Oct-1999 | 1999 | 1  | 10 | OCT | 28 | 10/28/1999 | 125,835 | 49,088  |
| 29-Oct-1999 | 1999 | 1  | 10 | OCT | 29 | 10/29/1999 | 121,044 | 49,543  |
| 30-Oct-1999 | 1999 | 1  | 10 | OCT | 30 | 10/30/1999 | 109,265 | 39,889  |
| 31-Oct-1999 | 1999 | 1  | 10 | OCT | 31 | 10/31/1999 | 110,937 | 40,104  |
| 01-Nov-1999 | 1999 | 2  | 11 | NOV | 1  | 11/1/1999  | 119,222 | 48,026  |
| 02-Nov-1999 | 1999 | 2  | 11 | NOV | 2  | 11/2/1999  | 107,879 | 45,357  |
| 03-Nov-1999 | 1999 | 2  | 11 | NOV | 3  | 11/3/1999  | 114,635 | 47,420  |
| 04-Nov-1999 | 1999 | 2  | 11 | NOV | 4  | 11/4/1999  | 115,557 | 40,818  |
| 05-Nov-1999 | 1999 | 2  | 11 | NOV | 5  | 11/5/1999  | 121,691 | 41,264  |
| 06-Nov-1999 | 1999 | 2  | 11 | NOV | 6  | 11/6/1999  | 116,941 | 34,434  |
| 07-Nov-1999 | 1999 | 2  | 11 | NOV | 7  | 11/7/1999  | 117,808 | 36,348  |
| 08-Nov-1999 | 1999 | 2  | 11 | NOV | 8  | 11/8/1999  | 117,997 | 42,281  |
| 09-Nov-1999 | 1999 | 2  | 11 | NOV | 9  | 11/9/1999  | 109,635 | 42,700  |
| 10-Nov-1999 | 1999 | 2  | 11 | NOV | 10 | 11/10/1999 | 121,701 | 47,096  |
| 11-Nov-1999 | 1999 | 2  | 11 | NOV | 11 | 11/11/1999 | 113,832 | 41,892  |
| 12-Nov-1999 | 1999 | 2  | 11 | NOV | 12 | 11/12/1999 | 106,063 | 37,955  |
| 13-Nov-1999 | 1999 | 2  | 11 | NOV | 13 | 11/13/1999 | 104,916 | 37,715  |
| 14-Nov-1999 | 1999 | 2  | 11 | NOV | 14 | 11/14/1999 | 109,706 | 37,619  |
| 15-Nov-1999 | 1999 | 2  | 11 | NOV | 15 | 11/15/1999 | 121,638 | 48,851  |
| 16-Nov-1999 | 1999 | 2  | 11 | NOV | 16 | 11/16/1999 | 120,105 | 43,377  |
| 17-Nov-1999 | 1999 | 2  | 11 | NOV | 17 | 11/17/1999 | 120,001 | 48,228  |
| 18-Nov-1999 | 1999 | 2  | 11 | NOV | 18 | 11/18/1999 | 123,823 | 56,476  |
| 19-Nov-1999 | 1999 | 2  | 11 | NOV | 19 | 11/19/1999 | 124,675 | 55,261  |
| 20-Nov-1999 | 1999 | 2  | 11 | NOV | 20 | 11/20/1999 | 118,106 | 46,783  |
| 21-Nov-1999 | 1999 | 2  | 11 | NOV | 21 | 11/21/1999 | 122,651 | 48,941  |
| 22-Nov-1999 | 1999 | 2  | 11 | NOV | 22 | 11/22/1999 | 139,795 | 66,707  |
| 23-Nov-1999 | 1999 | 2  | 11 | NOV | 23 | 11/23/1999 | 136,958 | 65,805  |
| 24-Nov-1999 | 1999 | 2  | 11 | NOV | 24 | 11/24/1999 | 148,332 | 73,460  |
| 25-Nov-1999 | 1999 | 2  | 11 | NOV | 25 | 11/25/1999 | 172,561 | 86,377  |
| 26-Nov-1999 | 1999 | 2  | 11 | NOV | 26 | 11/26/1999 | 216,951 | 119,685 |
| 27-Nov-1999 | 1999 | 2  | 11 | NOV | 27 | 11/27/1999 | 180,328 | 88,177  |
| 28-Nov-1999 | 1999 | 2  | 11 | NOV | 28 | 11/28/1999 | 171,948 | 81,379  |
| 29-Nov-1999 | 1999 | 2  | 11 | NOV | 29 | 11/29/1999 | 167,101 | 82,731  |

|             |      |   |    |     |    |            |         |         |
|-------------|------|---|----|-----|----|------------|---------|---------|
| 30-Nov-1999 | 1999 | 2 | 11 | NOV | 30 | 11/30/1999 | 165,000 | 84,811  |
| 01-Dec-1999 | 1999 | 3 | 12 | DEC | 1  | 12/1/1999  | 171,412 | 88,163  |
| 02-Dec-1999 | 1999 | 3 | 12 | DEC | 2  | 12/2/1999  | 180,003 | 101,939 |
| 03-Dec-1999 | 1999 | 3 | 12 | DEC | 3  | 12/3/1999  | 186,075 | 105,654 |
| 04-Dec-1999 | 1999 | 3 | 12 | DEC | 4  | 12/4/1999  | 179,033 | 97,522  |
| 05-Dec-1999 | 1999 | 3 | 12 | DEC | 5  | 12/5/1999  | 172,153 | 88,695  |
| 06-Dec-1999 | 1999 | 3 | 12 | DEC | 6  | 12/6/1999  | 171,289 | 88,088  |
| 07-Dec-1999 | 1999 | 3 | 12 | DEC | 7  | 12/7/1999  | 172,892 | 87,556  |
| 08-Dec-1999 | 1999 | 3 | 12 | DEC | 8  | 12/8/1999  | 174,630 | 89,219  |
| 09-Dec-1999 | 1999 | 3 | 12 | DEC | 9  | 12/9/1999  | 178,289 | 96,355  |
| 10-Dec-1999 | 1999 | 3 | 12 | DEC | 10 | 12/10/1999 | 181,931 | 92,197  |
| 11-Dec-1999 | 1999 | 3 | 12 | DEC | 11 | 12/11/1999 | 171,771 | 86,791  |
| 12-Dec-1999 | 1999 | 3 | 12 | DEC | 12 | 12/12/1999 | 170,988 | 81,552  |
| 13-Dec-1999 | 1999 | 3 | 12 | DEC | 13 | 12/13/1999 | 168,055 | 77,531  |
| 14-Dec-1999 | 1999 | 3 | 12 | DEC | 14 | 12/14/1999 | 161,637 | 71,508  |
| 15-Dec-1999 | 1999 | 3 | 12 | DEC | 15 | 12/15/1999 | 165,080 | 78,024  |
| 16-Dec-1999 | 1999 | 3 | 12 | DEC | 16 | 12/16/1999 | 172,995 | 84,372  |
| 17-Dec-1999 | 1999 | 3 | 12 | DEC | 17 | 12/17/1999 | 182,946 | 98,816  |
| 18-Dec-1999 | 1999 | 3 | 12 | DEC | 18 | 12/18/1999 | 221,170 | 119,040 |
| 19-Dec-1999 | 1999 | 3 | 12 | DEC | 19 | 12/19/1999 | 254,453 | 140,987 |
| 20-Dec-1999 | 1999 | 3 | 12 | DEC | 20 | 12/20/1999 | 261,039 | 150,174 |
| 21-Dec-1999 | 1999 | 3 | 12 | DEC | 21 | 12/21/1999 | 275,055 | 153,628 |
| 22-Dec-1999 | 1999 | 3 | 12 | DEC | 22 | 12/22/1999 | 270,870 | 150,928 |
| 23-Dec-1999 | 1999 | 3 | 12 | DEC | 23 | 12/23/1999 | 280,838 | 146,521 |
| 24-Dec-1999 | 1999 | 3 | 12 | DEC | 24 | 12/24/1999 | 296,451 | 160,119 |
| 25-Dec-1999 | 1999 | 3 | 12 | DEC | 25 | 12/25/1999 | 275,076 | 124,931 |
| 26-Dec-1999 | 1999 | 3 | 12 | DEC | 26 | 12/26/1999 | 289,209 | 133,093 |
| 27-Dec-1999 | 1999 | 3 | 12 | DEC | 27 | 12/27/1999 | 338,264 | 174,582 |
| 28-Dec-1999 | 1999 | 3 | 12 | DEC | 28 | 12/28/1999 | 363,403 | 192,464 |
| 29-Dec-1999 | 1999 | 3 | 12 | DEC | 29 | 12/29/1999 | 370,690 | 193,947 |
| 30-Dec-1999 | 1999 | 3 | 12 | DEC | 30 | 12/30/1999 | 379,074 | 198,686 |
| 31-Dec-1999 | 1999 | 3 | 12 | DEC | 31 | 12/31/1999 | 410,695 | 216,788 |
| 01-Jan-2000 | 2000 | 4 | 1  | JAN | 1  | 1/1/2000   | 400,445 | 201,175 |
| 02-Jan-2000 | 2000 | 4 | 1  | JAN | 2  | 1/2/2000   | 313,942 | 152,209 |
| 03-Jan-2000 | 2000 | 4 | 1  | JAN | 3  | 1/3/2000   | 259,223 | 133,094 |
| 04-Jan-2000 | 2000 | 4 | 1  | JAN | 4  | 1/4/2000   | 246,342 | 124,223 |
| 05-Jan-2000 | 2000 | 4 | 1  | JAN | 5  | 1/5/2000   | 229,415 | 118,246 |
| 06-Jan-2000 | 2000 | 4 | 1  | JAN | 6  | 1/6/2000   | 241,218 | 135,538 |
| 07-Jan-2000 | 2000 | 4 | 1  | JAN | 7  | 1/7/2000   | 256,197 | 145,371 |
| 08-Jan-2000 | 2000 | 4 | 1  | JAN | 8  | 1/8/2000   | 267,890 | 147,369 |
| 09-Jan-2000 | 2000 | 4 | 1  | JAN | 9  | 1/9/2000   | 259,034 | 136,035 |
| 10-Jan-2000 | 2000 | 4 | 1  | JAN | 10 | 1/10/2000  | 236,013 | 130,235 |
| 11-Jan-2000 | 2000 | 4 | 1  | JAN | 11 | 1/11/2000  | 232,079 | 133,019 |
| 12-Jan-2000 | 2000 | 4 | 1  | JAN | 12 | 1/12/2000  | 237,690 | 134,528 |
| 13-Jan-2000 | 2000 | 4 | 1  | JAN | 13 | 1/13/2000  | 241,998 | 134,309 |
| 14-Jan-2000 | 2000 | 4 | 1  | JAN | 14 | 1/14/2000  | 264,482 | 155,884 |
| 15-Jan-2000 | 2000 | 4 | 1  | JAN | 15 | 1/15/2000  | 307,127 | 178,396 |
| 16-Jan-2000 | 2000 | 4 | 1  | JAN | 16 | 1/16/2000  | 315,632 | 182,309 |
| 17-Jan-2000 | 2000 | 4 | 1  | JAN | 17 | 1/17/2000  | 306,385 | 181,662 |
| 18-Jan-2000 | 2000 | 4 | 1  | JAN | 18 | 1/18/2000  | 266,393 | 160,267 |
| 19-Jan-2000 | 2000 | 4 | 1  | JAN | 19 | 1/19/2000  | 256,778 | 151,950 |
| 20-Jan-2000 | 2000 | 4 | 1  | JAN | 20 | 1/20/2000  | 267,756 | 159,590 |
| 21-Jan-2000 | 2000 | 4 | 1  | JAN | 21 | 1/21/2000  | 262,497 | 152,640 |
| 22-Jan-2000 | 2000 | 4 | 1  | JAN | 22 | 1/22/2000  | 282,582 | 156,304 |
| 23-Jan-2000 | 2000 | 4 | 1  | JAN | 23 | 1/23/2000  | 273,105 | 152,832 |
| 24-Jan-2000 | 2000 | 4 | 1  | JAN | 24 | 1/24/2000  | 268,555 | 152,687 |
| 25-Jan-2000 | 2000 | 4 | 1  | JAN | 25 | 1/25/2000  | 256,556 | 146,010 |
| 26-Jan-2000 | 2000 | 4 | 1  | JAN | 26 | 1/26/2000  | 250,816 | 139,576 |
| 27-Jan-2000 | 2000 | 4 | 1  | JAN | 27 | 1/27/2000  | 265,620 | 147,761 |
| 28-Jan-2000 | 2000 | 4 | 1  | JAN | 28 | 1/28/2000  | 279,259 | 157,953 |
| 29-Jan-2000 | 2000 | 4 | 1  | JAN | 29 | 1/29/2000  | 299,520 | 161,950 |
| 30-Jan-2000 | 2000 | 4 | 1  | JAN | 30 | 1/30/2000  | 281,421 | 150,746 |
| 31-Jan-2000 | 2000 | 4 | 1  | JAN | 31 | 1/31/2000  | 261,224 | 144,976 |
| 01-Feb-2000 | 2000 | 5 | 2  | FEB | 1  | 2/1/2000   | 244,376 | 134,838 |
| 02-Feb-2000 | 2000 | 5 | 2  | FEB | 2  | 2/2/2000   | 235,465 | 126,395 |
| 03-Feb-2000 | 2000 | 5 | 2  | FEB | 3  | 2/3/2000   | 238,777 | 135,173 |
| 04-Feb-2000 | 2000 | 5 | 2  | FEB | 4  | 2/4/2000   | 265,567 | 145,515 |
| 05-Feb-2000 | 2000 | 5 | 2  | FEB | 5  | 2/5/2000   | 278,843 | 158,192 |
| 06-Feb-2000 | 2000 | 5 | 2  | FEB | 6  | 2/6/2000   | 275,651 | 157,444 |
| 07-Feb-2000 | 2000 | 5 | 2  | FEB | 7  | 2/7/2000   | 250,976 | 147,942 |
| 08-Feb-2000 | 2000 | 5 | 2  | FEB | 8  | 2/8/2000   | 245,850 | 141,404 |
| 09-Feb-2000 | 2000 | 5 | 2  | FEB | 9  | 2/9/2000   | 248,159 | 142,707 |
| 10-Feb-2000 | 2000 | 5 | 2  | FEB | 10 | 2/10/2000  | 253,391 | 150,281 |
| 11-Feb-2000 | 2000 | 5 | 2  | FEB | 11 | 2/11/2000  | 273,304 | 159,812 |
| 12-Feb-2000 | 2000 | 5 | 2  | FEB | 12 | 2/12/2000  | 295,251 | 170,722 |
| 13-Feb-2000 | 2000 | 5 | 2  | FEB | 13 | 2/13/2000  | 288,730 | 164,939 |
| 14-Feb-2000 | 2000 | 5 | 2  | FEB | 14 | 2/14/2000  | 264,770 | 151,784 |
| 15-Feb-2000 | 2000 | 5 | 2  | FEB | 15 | 2/15/2000  | 255,549 | 145,777 |
| 16-Feb-2000 | 2000 | 5 | 2  | FEB | 16 | 2/16/2000  | 260,039 | 142,301 |

|             |      |   |   |     |    |           |         |         |
|-------------|------|---|---|-----|----|-----------|---------|---------|
| 17-Feb-2000 | 2000 | 5 | 2 | FEB | 17 | 2/17/2000 | 272,280 | 149,360 |
| 18-Feb-2000 | 2000 | 5 | 2 | FEB | 18 | 2/18/2000 | 305,022 | 173,988 |
| 19-Feb-2000 | 2000 | 5 | 2 | FEB | 19 | 2/19/2000 | 374,449 | 205,158 |
| 20-Feb-2000 | 2000 | 5 | 2 | FEB | 20 | 2/20/2000 | 377,380 | 209,041 |
| 21-Feb-2000 | 2000 | 5 | 2 | FEB | 21 | 2/21/2000 | 355,947 | 195,639 |
| 22-Feb-2000 | 2000 | 5 | 2 | FEB | 22 | 2/22/2000 | 331,023 | 188,768 |
| 23-Feb-2000 | 2000 | 5 | 2 | FEB | 23 | 2/23/2000 | 321,112 | 181,642 |
| 24-Feb-2000 | 2000 | 5 | 2 | FEB | 24 | 2/24/2000 | 305,495 | 177,298 |
| 25-Feb-2000 | 2000 | 5 | 2 | FEB | 25 | 2/25/2000 | 319,075 | 185,649 |
| 26-Feb-2000 | 2000 | 5 | 2 | FEB | 26 | 2/26/2000 | 336,817 | 185,373 |
| 27-Feb-2000 | 2000 | 5 | 2 | FEB | 27 | 2/27/2000 | 333,025 | 194,191 |
| 28-Feb-2000 | 2000 | 5 | 2 | FEB | 28 | 2/28/2000 | 308,338 | 182,021 |
| 29-Feb-2000 | 2000 | 5 | 2 | FEB | 29 | 2/29/2000 | 296,040 | 171,497 |
| 01-Mar-2000 | 2000 | 6 | 3 | MAR | 1  | 3/1/2000  | 291,993 | 167,908 |
| 02-Mar-2000 | 2000 | 6 | 3 | MAR | 2  | 3/2/2000  | 310,369 | 188,510 |
| 03-Mar-2000 | 2000 | 6 | 3 | MAR | 3  | 3/3/2000  | 327,613 | 193,548 |
| 04-Mar-2000 | 2000 | 6 | 3 | MAR | 4  | 3/4/2000  | 339,896 | 193,153 |
| 05-Mar-2000 | 2000 | 6 | 3 | MAR | 5  | 3/5/2000  | 343,074 | 196,635 |
| 06-Mar-2000 | 2000 | 6 | 3 | MAR | 6  | 3/6/2000  | 327,757 | 194,853 |
| 07-Mar-2000 | 2000 | 6 | 3 | MAR | 7  | 3/7/2000  | 305,567 | 177,424 |
| 08-Mar-2000 | 2000 | 6 | 3 | MAR | 8  | 3/8/2000  | 304,905 | 176,130 |
| 09-Mar-2000 | 2000 | 6 | 3 | MAR | 9  | 3/9/2000  | 305,194 | 181,826 |
| 10-Mar-2000 | 2000 | 6 | 3 | MAR | 10 | 3/10/2000 | 328,536 | 194,016 |
| 11-Mar-2000 | 2000 | 6 | 3 | MAR | 11 | 3/11/2000 | 335,219 | 188,879 |
| 12-Mar-2000 | 2000 | 6 | 3 | MAR | 12 | 3/12/2000 | 344,639 | 195,907 |
| 13-Mar-2000 | 2000 | 6 | 3 | MAR | 13 | 3/13/2000 | 334,327 | 191,102 |
| 14-Mar-2000 | 2000 | 6 | 3 | MAR | 14 | 3/14/2000 | 307,087 | 173,478 |
| 15-Mar-2000 | 2000 | 6 | 3 | MAR | 15 | 3/15/2000 | 302,807 | 171,937 |
| 16-Mar-2000 | 2000 | 6 | 3 | MAR | 16 | 3/16/2000 | 324,094 | 178,744 |
| 17-Mar-2000 | 2000 | 6 | 3 | MAR | 17 | 3/17/2000 | 324,131 | 182,545 |
| 18-Mar-2000 | 2000 | 6 | 3 | MAR | 18 | 3/18/2000 | 341,262 | 184,054 |
| 19-Mar-2000 | 2000 | 6 | 3 | MAR | 19 | 3/19/2000 | 328,077 | 184,057 |
| 20-Mar-2000 | 2000 | 6 | 3 | MAR | 20 | 3/20/2000 | 305,568 | 180,754 |
| 21-Mar-2000 | 2000 | 6 | 3 | MAR | 21 | 3/21/2000 | 308,380 | 175,551 |
| 22-Mar-2000 | 2000 | 6 | 3 | MAR | 22 | 3/22/2000 | 310,186 | 180,057 |
| 23-Mar-2000 | 2000 | 6 | 3 | MAR | 23 | 3/23/2000 | 310,642 | 176,614 |
| 24-Mar-2000 | 2000 | 6 | 3 | MAR | 24 | 3/24/2000 | 316,793 | 178,818 |
| 25-Mar-2000 | 2000 | 6 | 3 | MAR | 25 | 3/25/2000 | 307,847 | 175,276 |
| 26-Mar-2000 | 2000 | 6 | 3 | MAR | 26 | 3/26/2000 | 329,543 | 191,813 |
| 27-Mar-2000 | 2000 | 6 | 3 | MAR | 27 | 3/27/2000 | 335,264 | 200,065 |
| 28-Mar-2000 | 2000 | 6 | 3 | MAR | 28 | 3/28/2000 | 344,733 | 204,968 |
| 29-Mar-2000 | 2000 | 6 | 3 | MAR | 29 | 3/29/2000 | 325,107 | 193,552 |
| 30-Mar-2000 | 2000 | 6 | 3 | MAR | 30 | 3/30/2000 | 320,169 | 192,071 |
| 31-Mar-2000 | 2000 | 6 | 3 | MAR | 31 | 3/31/2000 | 330,747 | 204,334 |
| 01-Apr-2000 | 2000 | 7 | 4 | APR | 1  | 4/1/2000  | 321,495 | 197,414 |
| 02-Apr-2000 | 2000 | 7 | 4 | APR | 2  | 4/2/2000  | 333,100 | 210,169 |
| 03-Apr-2000 | 2000 | 7 | 4 | APR | 3  | 4/3/2000  | 307,997 | 192,096 |
| 04-Apr-2000 | 2000 | 7 | 4 | APR | 4  | 4/4/2000  | 311,354 | 180,547 |
| 05-Apr-2000 | 2000 | 7 | 4 | APR | 5  | 4/5/2000  | 304,080 | 169,327 |
| 06-Apr-2000 | 2000 | 7 | 4 | APR | 6  | 4/6/2000  | 282,207 | 156,413 |
| 07-Apr-2000 | 2000 | 7 | 4 | APR | 7  | 4/7/2000  | 283,622 | 166,950 |
| 08-Apr-2000 | 2000 | 7 | 4 | APR | 8  | 4/8/2000  | 281,526 | 158,332 |
| 09-Apr-2000 | 2000 | 7 | 4 | APR | 9  | 4/9/2000  | 276,966 | 140,410 |
| 10-Apr-2000 | 2000 | 7 | 4 | APR | 10 | 4/10/2000 | 272,192 | 136,867 |
| 11-Apr-2000 | 2000 | 7 | 4 | APR | 11 | 4/11/2000 | 266,118 | 129,013 |
| 12-Apr-2000 | 2000 | 7 | 4 | APR | 12 | 4/12/2000 | 274,289 | 129,357 |
| 13-Apr-2000 | 2000 | 7 | 4 | APR | 13 | 4/13/2000 | 293,169 | 138,636 |
| 14-Apr-2000 | 2000 | 7 | 4 | APR | 14 | 4/14/2000 | 324,205 | 152,245 |
| 15-Apr-2000 | 2000 | 7 | 4 | APR | 15 | 4/15/2000 | 310,394 | 145,319 |
| 16-Apr-2000 | 2000 | 7 | 4 | APR | 16 | 4/16/2000 | 295,155 | 133,632 |
| 17-Apr-2000 | 2000 | 7 | 4 | APR | 17 | 4/17/2000 | 287,710 | 125,582 |
| 18-Apr-2000 | 2000 | 7 | 4 | APR | 18 | 4/18/2000 | 297,496 | 133,451 |
| 19-Apr-2000 | 2000 | 7 | 4 | APR | 19 | 4/19/2000 | 324,610 | 155,075 |
| 20-Apr-2000 | 2000 | 7 | 4 | APR | 20 | 4/20/2000 | 342,856 | 173,345 |
| 21-Apr-2000 | 2000 | 7 | 4 | APR | 21 | 4/21/2000 | 345,000 | 181,049 |
| 22-Apr-2000 | 2000 | 7 | 4 | APR | 22 | 4/22/2000 | 326,308 | 169,922 |
| 23-Apr-2000 | 2000 | 7 | 4 | APR | 23 | 4/23/2000 | 293,409 | 145,395 |
| 24-Apr-2000 | 2000 | 7 | 4 | APR | 24 | 4/24/2000 | 289,680 | 117,214 |
| 25-Apr-2000 | 2000 | 7 | 4 | APR | 25 | 4/25/2000 | 233,326 | 97,176  |
| 26-Apr-2000 | 2000 | 7 | 4 | APR | 26 | 4/26/2000 | 242,011 | 104,973 |
| 27-Apr-2000 | 2000 | 7 | 4 | APR | 27 | 4/27/2000 | 239,927 | 108,817 |
| 28-Apr-2000 | 2000 | 7 | 4 | APR | 28 | 4/28/2000 | 270,734 | 134,628 |
| 29-Apr-2000 | 2000 | 7 | 4 | APR | 29 | 4/29/2000 | 269,397 | 127,539 |
| 30-Apr-2000 | 2000 | 7 | 4 | APR | 30 | 4/30/2000 | 237,832 | 110,363 |
| 01-May-2000 | 2000 | 8 | 5 | MAY | 1  | 5/1/2000  | 268,626 | 141,667 |
| 02-May-2000 | 2000 | 8 | 5 | MAY | 2  | 5/2/2000  | 323,250 | 194,696 |
| 03-May-2000 | 2000 | 8 | 5 | MAY | 3  | 5/3/2000  | 269,061 | 140,877 |
| 04-May-2000 | 2000 | 8 | 5 | MAY | 4  | 5/4/2000  | 254,357 | 131,078 |
| 05-May-2000 | 2000 | 8 | 5 | MAY | 5  | 5/5/2000  | 241,814 | 97,628  |

|             |      |    |   |     |    |           |         |         |
|-------------|------|----|---|-----|----|-----------|---------|---------|
| 06-May-2000 | 2000 | 8  | 5 | MAY | 6  | 5/6/2000  | 242,198 | 115,457 |
| 07-May-2000 | 2000 | 8  | 5 | MAY | 7  | 5/7/2000  | 265,973 | 116,121 |
| 08-May-2000 | 2000 | 8  | 5 | MAY | 8  | 5/8/2000  | 257,821 | 112,636 |
| 09-May-2000 | 2000 | 8  | 5 | MAY | 9  | 5/9/2000  | 249,039 | 109,261 |
| 10-May-2000 | 2000 | 8  | 5 | MAY | 10 | 5/10/2000 | 245,805 | 107,680 |
| 11-May-2000 | 2000 | 8  | 5 | MAY | 11 | 5/11/2000 | 249,856 | 112,057 |
| 12-May-2000 | 2000 | 8  | 5 | MAY | 12 | 5/12/2000 | 239,976 | 104,966 |
| 13-May-2000 | 2000 | 8  | 5 | MAY | 13 | 5/13/2000 | 222,119 | 88,633  |
| 14-May-2000 | 2000 | 8  | 5 | MAY | 14 | 5/14/2000 | 218,110 | 88,098  |
| 15-May-2000 | 2000 | 8  | 5 | MAY | 15 | 5/15/2000 | 237,755 | 108,503 |
| 16-May-2000 | 2000 | 8  | 5 | MAY | 16 | 5/16/2000 | 255,022 | 122,549 |
| 17-May-2000 | 2000 | 8  | 5 | MAY | 17 | 5/17/2000 | 266,464 | 125,451 |
| 18-May-2000 | 2000 | 8  | 5 | MAY | 18 | 5/18/2000 | 223,119 | 126,663 |
| 19-May-2000 | 2000 | 8  | 5 | MAY | 19 | 5/19/2000 | 226,239 | 111,224 |
| 20-May-2000 | 2000 | 8  | 5 | MAY | 20 | 5/20/2000 | 207,500 | 98,720  |
| 21-May-2000 | 2000 | 8  | 5 | MAY | 21 | 5/21/2000 | 200,942 | 91,355  |
| 22-May-2000 | 2000 | 8  | 5 | MAY | 22 | 5/22/2000 | 207,100 | 97,565  |
| 23-May-2000 | 2000 | 8  | 5 | MAY | 23 | 5/23/2000 | 200,312 | 96,622  |
| 24-May-2000 | 2000 | 8  | 5 | MAY | 24 | 5/24/2000 | 185,222 | 85,489  |
| 25-May-2000 | 2000 | 8  | 5 | MAY | 25 | 5/25/2000 | 206,842 | 121,276 |
| 26-May-2000 | 2000 | 8  | 5 | MAY | 26 | 5/26/2000 | 213,501 | 101,660 |
| 27-May-2000 | 2000 | 8  | 5 | MAY | 27 | 5/27/2000 | 186,281 | 79,512  |
| 28-May-2000 | 2000 | 8  | 5 | MAY | 28 | 5/28/2000 | 204,999 | 90,601  |
| 29-May-2000 | 2000 | 8  | 5 | MAY | 29 | 5/29/2000 | 199,407 | 88,223  |
| 30-May-2000 | 2000 | 8  | 5 | MAY | 30 | 5/30/2000 | 203,648 | 88,643  |
| 31-May-2000 | 2000 | 8  | 5 | MAY | 31 | 5/31/2000 | 225,755 | 106,258 |
| 01-Jun-2000 | 2000 | 9  | 6 | JUN | 1  | 6/1/2000  | 195,533 | 88,625  |
| 02-Jun-2000 | 2000 | 9  | 6 | JUN | 2  | 6/2/2000  | 180,593 | 71,427  |
| 03-Jun-2000 | 2000 | 9  | 6 | JUN | 3  | 6/3/2000  | 179,827 | 64,772  |
| 04-Jun-2000 | 2000 | 9  | 6 | JUN | 4  | 6/4/2000  | 176,113 | 61,407  |
| 05-Jun-2000 | 2000 | 9  | 6 | JUN | 5  | 6/5/2000  | 183,358 | 65,936  |
| 06-Jun-2000 | 2000 | 9  | 6 | JUN | 6  | 6/6/2000  | 181,003 | 68,441  |
| 07-Jun-2000 | 2000 | 9  | 6 | JUN | 7  | 6/7/2000  | 182,674 | 61,592  |
| 08-Jun-2000 | 2000 | 9  | 6 | JUN | 8  | 6/8/2000  | 183,421 | 63,336  |
| 09-Jun-2000 | 2000 | 9  | 6 | JUN | 9  | 6/9/2000  | 181,642 | 67,541  |
| 10-Jun-2000 | 2000 | 9  | 6 | JUN | 10 | 6/10/2000 | 198,298 | 80,800  |
| 11-Jun-2000 | 2000 | 9  | 6 | JUN | 11 | 6/11/2000 | 193,524 | 68,850  |
| 12-Jun-2000 | 2000 | 9  | 6 | JUN | 12 | 6/12/2000 | 207,585 | 88,174  |
| 13-Jun-2000 | 2000 | 9  | 6 | JUN | 13 | 6/13/2000 | 213,272 | 83,845  |
| 14-Jun-2000 | 2000 | 9  | 6 | JUN | 14 | 6/14/2000 | 189,600 | 71,057  |
| 15-Jun-2000 | 2000 | 9  | 6 | JUN | 15 | 6/15/2000 | 221,858 | 95,166  |
| 16-Jun-2000 | 2000 | 9  | 6 | JUN | 16 | 6/16/2000 | 225,024 | 89,937  |
| 17-Jun-2000 | 2000 | 9  | 6 | JUN | 17 | 6/17/2000 | 215,890 | 91,182  |
| 18-Jun-2000 | 2000 | 9  | 6 | JUN | 18 | 6/18/2000 | 212,390 | 81,669  |
| 19-Jun-2000 | 2000 | 9  | 6 | JUN | 19 | 6/19/2000 | 237,424 | 94,244  |
| 20-Jun-2000 | 2000 | 9  | 6 | JUN | 20 | 6/20/2000 | 214,461 | 76,556  |
| 21-Jun-2000 | 2000 | 9  | 6 | JUN | 21 | 6/21/2000 | 230,711 | 79,557  |
| 22-Jun-2000 | 2000 | 9  | 6 | JUN | 22 | 6/22/2000 | 224,180 | 77,669  |
| 23-Jun-2000 | 2000 | 9  | 6 | JUN | 23 | 6/23/2000 | 234,755 | 84,225  |
| 24-Jun-2000 | 2000 | 9  | 6 | JUN | 24 | 6/24/2000 | 227,742 | 77,435  |
| 25-Jun-2000 | 2000 | 9  | 6 | JUN | 25 | 6/25/2000 | 235,216 | 79,173  |
| 26-Jun-2000 | 2000 | 9  | 6 | JUN | 26 | 6/26/2000 | 245,590 | 87,511  |
| 27-Jun-2000 | 2000 | 9  | 6 | JUN | 27 | 6/27/2000 | 229,219 | 87,070  |
| 28-Jun-2000 | 2000 | 9  | 6 | JUN | 28 | 6/28/2000 | 210,064 | 72,768  |
| 29-Jun-2000 | 2000 | 9  | 6 | JUN | 29 | 6/29/2000 | 211,683 | 70,597  |
| 30-Jun-2000 | 2000 | 9  | 6 | JUN | 30 | 6/30/2000 | 200,481 | 65,036  |
| 01-Jul-2000 | 2000 | 10 | 7 | JUL | 1  | 7/1/2000  | 232,033 | 82,862  |
| 02-Jul-2000 | 2000 | 10 | 7 | JUL | 2  | 7/2/2000  | 238,799 | 84,575  |
| 03-Jul-2000 | 2000 | 10 | 7 | JUL | 3  | 7/3/2000  | 244,013 | 89,953  |
| 04-Jul-2000 | 2000 | 10 | 7 | JUL | 4  | 7/4/2000  | 236,987 | 77,936  |
| 05-Jul-2000 | 2000 | 10 | 7 | JUL | 5  | 7/5/2000  | 222,532 | 71,885  |
| 06-Jul-2000 | 2000 | 10 | 7 | JUL | 6  | 7/6/2000  | 236,052 | 82,435  |
| 07-Jul-2000 | 2000 | 10 | 7 | JUL | 7  | 7/7/2000  | 235,011 | 78,345  |
| 08-Jul-2000 | 2000 | 10 | 7 | JUL | 8  | 7/8/2000  | 226,683 | 70,114  |
| 09-Jul-2000 | 2000 | 10 | 7 | JUL | 9  | 7/9/2000  | 219,691 | 69,749  |
| 10-Jul-2000 | 2000 | 10 | 7 | JUL | 10 | 7/10/2000 | 229,758 | 82,916  |
| 11-Jul-2000 | 2000 | 10 | 7 | JUL | 11 | 7/11/2000 | 220,425 | 76,480  |
| 12-Jul-2000 | 2000 | 10 | 7 | JUL | 12 | 7/12/2000 | 248,684 | 102,528 |
| 13-Jul-2000 | 2000 | 10 | 7 | JUL | 13 | 7/13/2000 | 239,775 | 92,490  |
| 14-Jul-2000 | 2000 | 10 | 7 | JUL | 14 | 7/14/2000 | 249,038 | 97,105  |
| 15-Jul-2000 | 2000 | 10 | 7 | JUL | 15 | 7/15/2000 | 241,560 | 88,327  |
| 16-Jul-2000 | 2000 | 10 | 7 | JUL | 16 | 7/16/2000 | 256,209 | 102,595 |
| 17-Jul-2000 | 2000 | 10 | 7 | JUL | 17 | 7/17/2000 | 262,606 | 113,185 |
| 18-Jul-2000 | 2000 | 10 | 7 | JUL | 18 | 7/18/2000 | 261,834 | 115,657 |
| 19-Jul-2000 | 2000 | 10 | 7 | JUL | 19 | 7/19/2000 | 268,303 | 120,295 |
| 20-Jul-2000 | 2000 | 10 | 7 | JUL | 20 | 7/20/2000 | 270,941 | 117,905 |
| 21-Jul-2000 | 2000 | 10 | 7 | JUL | 21 | 7/21/2000 | 256,173 | 105,262 |
| 22-Jul-2000 | 2000 | 10 | 7 | JUL | 22 | 7/22/2000 | 256,096 | 106,828 |
| 23-Jul-2000 | 2000 | 10 | 7 | JUL | 23 | 7/23/2000 | 235,169 | 84,932  |

|             |      |    |    |     |    |            |         |         |
|-------------|------|----|----|-----|----|------------|---------|---------|
| 24-Jul-2000 | 2000 | 10 | 7  | JUL | 24 | 7/24/2000  | 235,390 | 89,363  |
| 25-Jul-2000 | 2000 | 10 | 7  | JUL | 25 | 7/25/2000  | 243,897 | 99,056  |
| 26-Jul-2000 | 2000 | 10 | 7  | JUL | 26 | 7/26/2000  | 231,611 | 89,037  |
| 27-Jul-2000 | 2000 | 10 | 7  | JUL | 27 | 7/27/2000  | 241,538 | 94,697  |
| 28-Jul-2000 | 2000 | 10 | 7  | JUL | 28 | 7/28/2000  | 267,847 | 125,419 |
| 29-Jul-2000 | 2000 | 10 | 7  | JUL | 29 | 7/29/2000  | 250,696 | 105,354 |
| 30-Jul-2000 | 2000 | 10 | 7  | JUL | 30 | 7/30/2000  | 246,706 | 97,679  |
| 31-Jul-2000 | 2000 | 10 | 7  | JUL | 31 | 7/31/2000  | 244,707 | 99,178  |
| 01-Aug-2000 | 2000 | 11 | 8  | AUG | 1  | 8/1/2000   | 242,894 | 101,743 |
| 02-Aug-2000 | 2000 | 11 | 8  | AUG | 2  | 8/2/2000   | 262,281 | 118,860 |
| 03-Aug-2000 | 2000 | 11 | 8  | AUG | 3  | 8/3/2000   | 281,658 | 137,414 |
| 04-Aug-2000 | 2000 | 11 | 8  | AUG | 4  | 8/4/2000   | 301,332 | 144,516 |
| 05-Aug-2000 | 2000 | 11 | 8  | AUG | 5  | 8/5/2000   | 294,690 | 147,247 |
| 06-Aug-2000 | 2000 | 11 | 8  | AUG | 6  | 8/6/2000   | 275,270 | 122,792 |
| 07-Aug-2000 | 2000 | 11 | 8  | AUG | 7  | 8/7/2000   | 260,080 | 112,262 |
| 08-Aug-2000 | 2000 | 11 | 8  | AUG | 8  | 8/8/2000   | 258,835 | 108,838 |
| 09-Aug-2000 | 2000 | 11 | 8  | AUG | 9  | 8/9/2000   | 260,318 | 111,398 |
| 10-Aug-2000 | 2000 | 11 | 8  | AUG | 10 | 8/10/2000  | 276,687 | 124,274 |
| 11-Aug-2000 | 2000 | 11 | 8  | AUG | 11 | 8/11/2000  | 286,408 | 120,683 |
| 12-Aug-2000 | 2000 | 11 | 8  | AUG | 12 | 8/12/2000  | 277,504 | 119,501 |
| 13-Aug-2000 | 2000 | 11 | 8  | AUG | 13 | 8/13/2000  | 246,772 | 91,767  |
| 14-Aug-2000 | 2000 | 11 | 8  | AUG | 14 | 8/14/2000  | 232,656 | 88,378  |
| 15-Aug-2000 | 2000 | 11 | 8  | AUG | 15 | 8/15/2000  | 206,520 | 69,644  |
| 16-Aug-2000 | 2000 | 11 | 8  | AUG | 16 | 8/16/2000  | 209,447 | 70,933  |
| 17-Aug-2000 | 2000 | 11 | 8  | AUG | 17 | 8/17/2000  | 217,073 | 88,504  |
| 18-Aug-2000 | 2000 | 11 | 8  | AUG | 18 | 8/18/2000  | 236,449 | 103,397 |
| 19-Aug-2000 | 2000 | 11 | 8  | AUG | 19 | 8/19/2000  | 231,153 | 98,328  |
| 20-Aug-2000 | 2000 | 11 | 8  | AUG | 20 | 8/20/2000  | 216,072 | 85,808  |
| 21-Aug-2000 | 2000 | 11 | 8  | AUG | 21 | 8/21/2000  | 201,966 | 79,117  |
| 22-Aug-2000 | 2000 | 11 | 8  | AUG | 22 | 8/22/2000  | 186,784 | 67,529  |
| 23-Aug-2000 | 2000 | 11 | 8  | AUG | 23 | 8/23/2000  | 185,214 | 70,739  |
| 24-Aug-2000 | 2000 | 11 | 8  | AUG | 24 | 8/24/2000  | 195,595 | 75,023  |
| 25-Aug-2000 | 2000 | 11 | 8  | AUG | 25 | 8/25/2000  | 196,514 | 79,357  |
| 26-Aug-2000 | 2000 | 11 | 8  | AUG | 26 | 8/26/2000  | 197,664 | 75,019  |
| 27-Aug-2000 | 2000 | 11 | 8  | AUG | 27 | 8/27/2000  | 182,420 | 63,700  |
| 28-Aug-2000 | 2000 | 11 | 8  | AUG | 28 | 8/28/2000  | 182,594 | 68,495  |
| 29-Aug-2000 | 2000 | 11 | 8  | AUG | 29 | 8/29/2000  | 182,961 | 70,889  |
| 30-Aug-2000 | 2000 | 11 | 8  | AUG | 30 | 8/30/2000  | 173,651 | 62,384  |
| 31-Aug-2000 | 2000 | 11 | 8  | AUG | 31 | 8/31/2000  | 190,527 | 63,194  |
| 01-Sep-2000 | 2000 | 12 | 9  | SEP | 1  | 9/1/2000   | 190,527 | 68,174  |
| 02-Sep-2000 | 2000 | 12 | 9  | SEP | 2  | 9/2/2000   | 193,045 | 66,508  |
| 03-Sep-2000 | 2000 | 12 | 9  | SEP | 3  | 9/3/2000   | 186,425 | 65,520  |
| 04-Sep-2000 | 2000 | 12 | 9  | SEP | 4  | 9/4/2000   | 202,208 | 76,033  |
| 05-Sep-2000 | 2000 | 12 | 9  | SEP | 5  | 9/5/2000   | 199,403 | 86,992  |
| 06-Sep-2000 | 2000 | 12 | 9  | SEP | 6  | 9/6/2000   | 191,211 | 87,404  |
| 07-Sep-2000 | 2000 | 12 | 9  | SEP | 7  | 9/7/2000   | 132,529 | 73,441  |
| 08-Sep-2000 | 2000 | 12 | 9  | SEP | 8  | 9/8/2000   | 168,164 | 65,623  |
| 09-Sep-2000 | 2000 | 12 | 9  | SEP | 9  | 9/9/2000   | 168,281 | 59,649  |
| 10-Sep-2000 | 2000 | 12 | 9  | SEP | 10 | 9/10/2000  | 171,840 | 63,596  |
| 11-Sep-2000 | 2000 | 12 | 9  | SEP | 11 | 9/11/2000  | 171,832 | 63,466  |
| 12-Sep-2000 | 2000 | 12 | 9  | SEP | 12 | 9/12/2000  | 177,524 | 71,973  |
| 13-Sep-2000 | 2000 | 12 | 9  | SEP | 13 | 9/13/2000  | 173,395 | 64,121  |
| 14-Sep-2000 | 2000 | 12 | 9  | SEP | 14 | 9/14/2000  | 171,357 | 65,446  |
| 15-Sep-2000 | 2000 | 12 | 9  | SEP | 15 | 9/15/2000  | 170,043 | 59,226  |
| 16-Sep-2000 | 2000 | 12 | 9  | SEP | 16 | 9/16/2000  | 169,957 | 62,672  |
| 17-Sep-2000 | 2000 | 12 | 9  | SEP | 17 | 9/17/2000  | 170,795 | 62,636  |
| 18-Sep-2000 | 2000 | 12 | 9  | SEP | 18 | 9/18/2000  | 165,222 | 61,762  |
| 19-Sep-2000 | 2000 | 12 | 9  | SEP | 19 | 9/19/2000  | 169,324 | 61,297  |
| 20-Sep-2000 | 2000 | 12 | 9  | SEP | 20 | 9/20/2000  | 166,101 | 60,170  |
| 21-Sep-2000 | 2000 | 12 | 9  | SEP | 21 | 9/21/2000  | 165,269 | 63,166  |
| 22-Sep-2000 | 2000 | 12 | 9  | SEP | 22 | 9/22/2000  | 167,374 | 69,966  |
| 23-Sep-2000 | 2000 | 12 | 9  | SEP | 23 | 9/23/2000  | 173,872 | 68,656  |
| 24-Sep-2000 | 2000 | 12 | 9  | SEP | 24 | 9/24/2000  | 159,894 | 56,882  |
| 25-Sep-2000 | 2000 | 12 | 9  | SEP | 25 | 9/25/2000  | 158,770 | 63,528  |
| 26-Sep-2000 | 2000 | 12 | 9  | SEP | 26 | 9/26/2000  | 161,511 | 67,356  |
| 27-Sep-2000 | 2000 | 12 | 9  | SEP | 27 | 9/27/2000  | 174,735 | 81,230  |
| 28-Sep-2000 | 2000 | 12 | 9  | SEP | 28 | 9/28/2000  | 178,825 | 84,889  |
| 29-Sep-2000 | 2000 | 12 | 9  | SEP | 29 | 9/29/2000  | 175,374 | 85,892  |
| 30-Sep-2000 | 2000 | 12 | 9  | SEP | 30 | 9/30/2000  | 177,482 | 89,986  |
| 01-Oct-2000 | 2000 | 1  | 10 | OCT | 1  | 10/1/2000  | 195,700 | 90,964  |
| 02-Oct-2000 | 2000 | 1  | 10 | OCT | 2  | 10/2/2000  | 178,256 | 87,379  |
| 03-Oct-2000 | 2000 | 1  | 10 | OCT | 3  | 10/3/2000  | 171,512 | 83,690  |
| 04-Oct-2000 | 2000 | 1  | 10 | OCT | 4  | 10/4/2000  | 174,925 | 87,095  |
| 05-Oct-2000 | 2000 | 1  | 10 | OCT | 5  | 10/5/2000  | 186,801 | 94,417  |
| 06-Oct-2000 | 2000 | 1  | 10 | OCT | 6  | 10/6/2000  | 175,297 | 83,878  |
| 07-Oct-2000 | 2000 | 1  | 10 | OCT | 7  | 10/7/2000  | 157,846 | 67,879  |
| 08-Oct-2000 | 2000 | 1  | 10 | OCT | 8  | 10/8/2000  | 139,564 | 52,275  |
| 09-Oct-2000 | 2000 | 1  | 10 | OCT | 9  | 10/9/2000  | 205,053 | 116,712 |
| 10-Oct-2000 | 2000 | 1  | 10 | OCT | 10 | 10/10/2000 | 146,042 | 55,886  |



|             |      |   |    |     |    |            |         |         |
|-------------|------|---|----|-----|----|------------|---------|---------|
| 11-Oct-2000 | 2000 | 1 | 10 | OCT | 11 | 10/11/2000 | 145,993 | 54,665  |
| 12-Oct-2000 | 2000 | 1 | 10 | OCT | 12 | 10/12/2000 | 151,263 | 56,148  |
| 13-Oct-2000 | 2000 | 1 | 10 | OCT | 13 | 10/13/2000 | 146,529 | 54,200  |
| 14-Oct-2000 | 2000 | 1 | 10 | OCT | 14 | 10/14/2000 | 129,803 | 46,326  |
| 15-Oct-2000 | 2000 | 1 | 10 | OCT | 15 | 10/15/2000 | 134,349 | 46,183  |
| 16-Oct-2000 | 2000 | 1 | 10 | OCT | 16 | 10/16/2000 | 135,172 | 52,281  |
| 17-Oct-2000 | 2000 | 1 | 10 | OCT | 17 | 10/17/2000 | 144,707 | 60,724  |
| 18-Oct-2000 | 2000 | 1 | 10 | OCT | 18 | 10/18/2000 | 135,844 | 58,163  |
| 19-Oct-2000 | 2000 | 1 | 10 | OCT | 19 | 10/19/2000 | 131,824 | 47,921  |
| 20-Oct-2000 | 2000 | 1 | 10 | OCT | 20 | 10/20/2000 | 127,374 | 47,440  |
| 21-Oct-2000 | 2000 | 1 | 10 | OCT | 21 | 10/21/2000 | 130,433 | 47,645  |
| 22-Oct-2000 | 2000 | 1 | 10 | OCT | 22 | 10/22/2000 | 130,180 | 47,471  |
| 23-Oct-2000 | 2000 | 1 | 10 | OCT | 23 | 10/23/2000 | 125,912 | 45,113  |
| 24-Oct-2000 | 2000 | 1 | 10 | OCT | 24 | 10/24/2000 | 124,157 | 45,052  |
| 25-Oct-2000 | 2000 | 1 | 10 | OCT | 25 | 10/25/2000 | 132,152 | 46,183  |
| 26-Oct-2000 | 2000 | 1 | 10 | OCT | 26 | 10/26/2000 | 131,996 | 46,855  |
| 27-Oct-2000 | 2000 | 1 | 10 | OCT | 27 | 10/27/2000 | 136,604 | 46,425  |
| 28-Oct-2000 | 2000 | 1 | 10 | OCT | 28 | 10/28/2000 | 124,175 | 43,872  |
| 29-Oct-2000 | 2000 | 1 | 10 | OCT | 29 | 10/29/2000 | 121,388 | 43,560  |
| 30-Oct-2000 | 2000 | 1 | 10 | OCT | 30 | 10/30/2000 | 124,836 | 45,808  |
| 31-Oct-2000 | 2000 | 1 | 10 | OCT | 31 | 10/31/2000 | 124,420 | 47,961  |
| 01-Nov-2000 | 2000 | 2 | 11 | NOV | 1  | 11/1/2000  | 121,139 | 46,067  |
| 02-Nov-2000 | 2000 | 2 | 11 | NOV | 2  | 11/2/2000  | 120,604 | 46,301  |
| 03-Nov-2000 | 2000 | 2 | 11 | NOV | 3  | 11/3/2000  | 117,037 | 43,738  |
| 04-Nov-2000 | 2000 | 2 | 11 | NOV | 4  | 11/4/2000  | 128,050 | 51,642  |
| 05-Nov-2000 | 2000 | 2 | 11 | NOV | 5  | 11/5/2000  | 128,011 | 48,511  |
| 06-Nov-2000 | 2000 | 2 | 11 | NOV | 6  | 11/6/2000  | 124,874 | 48,654  |
| 07-Nov-2000 | 2000 | 2 | 11 | NOV | 7  | 11/7/2000  | 122,403 | 48,806  |
| 08-Nov-2000 | 2000 | 2 | 11 | NOV | 8  | 11/8/2000  | 129,333 | 53,007  |
| 09-Nov-2000 | 2000 | 2 | 11 | NOV | 9  | 11/9/2000  | 130,459 | 51,131  |
| 10-Nov-2000 | 2000 | 2 | 11 | NOV | 10 | 11/10/2000 | 124,948 | 53,164  |
| 11-Nov-2000 | 2000 | 2 | 11 | NOV | 11 | 11/11/2000 | 138,078 | 61,988  |
| 12-Nov-2000 | 2000 | 2 | 11 | NOV | 12 | 11/12/2000 | 135,924 | 58,077  |
| 13-Nov-2000 | 2000 | 2 | 11 | NOV | 13 | 11/13/2000 | 134,307 | 59,551  |
| 14-Nov-2000 | 2000 | 2 | 11 | NOV | 14 | 11/14/2000 | 170,486 | 75,121  |
| 15-Nov-2000 | 2000 | 2 | 11 | NOV | 15 | 11/15/2000 | 142,391 | 62,585  |
| 16-Nov-2000 | 2000 | 2 | 11 | NOV | 16 | 11/16/2000 | 141,936 | 66,218  |
| 17-Nov-2000 | 2000 | 2 | 11 | NOV | 17 | 11/17/2000 | 144,402 | 71,557  |
| 18-Nov-2000 | 2000 | 2 | 11 | NOV | 18 | 11/18/2000 | 146,598 | 71,355  |
| 19-Nov-2000 | 2000 | 2 | 11 | NOV | 19 | 11/19/2000 | 147,927 | 70,875  |
| 20-Nov-2000 | 2000 | 2 | 11 | NOV | 20 | 11/20/2000 | 145,582 | 70,763  |
| 21-Nov-2000 | 2000 | 2 | 11 | NOV | 21 | 11/21/2000 | 156,016 | 69,539  |
| 22-Nov-2000 | 2000 | 2 | 11 | NOV | 22 | 11/22/2000 | 157,790 | 77,377  |
| 23-Nov-2000 | 2000 | 2 | 11 | NOV | 23 | 11/23/2000 | 186,167 | 96,396  |
| 24-Nov-2000 | 2000 | 2 | 11 | NOV | 24 | 11/24/2000 | 201,241 | 112,242 |
| 25-Nov-2000 | 2000 | 2 | 11 | NOV | 25 | 11/25/2000 | 216,978 | 123,195 |
| 26-Nov-2000 | 2000 | 2 | 11 | NOV | 26 | 11/26/2000 | 193,122 | 100,809 |
| 27-Nov-2000 | 2000 | 2 | 11 | NOV | 27 | 11/27/2000 | 175,968 | 89,632  |
| 28-Nov-2000 | 2000 | 2 | 11 | NOV | 28 | 11/28/2000 | 175,502 | 90,664  |
| 29-Nov-2000 | 2000 | 2 | 11 | NOV | 29 | 11/29/2000 | 175,470 | 92,231  |
| 30-Nov-2000 | 2000 | 2 | 11 | NOV | 30 | 11/30/2000 | 169,397 | 87,044  |
| 01-Dec-2000 | 2000 | 3 | 12 | DEC | 1  | 12/1/2000  | 177,127 | 97,397  |
| 02-Dec-2000 | 2000 | 3 | 12 | DEC | 2  | 12/2/2000  | 173,441 | 91,289  |
| 03-Dec-2000 | 2000 | 3 | 12 | DEC | 3  | 12/3/2000  | 173,461 | 89,780  |
| 04-Dec-2000 | 2000 | 3 | 12 | DEC | 4  | 12/4/2000  | 164,449 | 85,934  |
| 05-Dec-2000 | 2000 | 3 | 12 | DEC | 5  | 12/5/2000  | 169,681 | 82,999  |
| 06-Dec-2000 | 2000 | 3 | 12 | DEC | 6  | 12/6/2000  | 175,092 | 94,106  |
| 07-Dec-2000 | 2000 | 3 | 12 | DEC | 7  | 12/7/2000  | 172,299 | 93,869  |
| 08-Dec-2000 | 2000 | 3 | 12 | DEC | 8  | 12/8/2000  | 185,584 | 109,974 |
| 09-Dec-2000 | 2000 | 3 | 12 | DEC | 9  | 12/9/2000  | 209,669 | 121,464 |
| 10-Dec-2000 | 2000 | 3 | 12 | DEC | 10 | 12/10/2000 | 200,164 | 111,142 |
| 11-Dec-2000 | 2000 | 3 | 12 | DEC | 11 | 12/11/2000 | 181,240 | 95,254  |
| 12-Dec-2000 | 2000 | 3 | 12 | DEC | 12 | 12/12/2000 | 178,173 | 89,331  |
| 13-Dec-2000 | 2000 | 3 | 12 | DEC | 13 | 12/13/2000 | 183,554 | 102,126 |
| 14-Dec-2000 | 2000 | 3 | 12 | DEC | 14 | 12/14/2000 | 198,620 | 113,839 |
| 15-Dec-2000 | 2000 | 3 | 12 | DEC | 15 | 12/15/2000 | 211,539 | 124,860 |
| 16-Dec-2000 | 2000 | 3 | 12 | DEC | 16 | 12/16/2000 | 224,830 | 132,533 |
| 17-Dec-2000 | 2000 | 3 | 12 | DEC | 17 | 12/17/2000 | 233,835 | 130,205 |
| 18-Dec-2000 | 2000 | 3 | 12 | DEC | 18 | 12/18/2000 | 225,225 | 132,242 |
| 19-Dec-2000 | 2000 | 3 | 12 | DEC | 19 | 12/19/2000 | 235,532 | 133,811 |
| 20-Dec-2000 | 2000 | 3 | 12 | DEC | 20 | 12/20/2000 | 236,941 | 133,112 |
| 21-Dec-2000 | 2000 | 3 | 12 | DEC | 21 | 12/21/2000 | 266,112 | 180,651 |
| 22-Dec-2000 | 2000 | 3 | 12 | DEC | 22 | 12/22/2000 | 282,425 | 177,476 |
| 23-Dec-2000 | 2000 | 3 | 12 | DEC | 23 | 12/23/2000 | 305,045 | 172,293 |
| 24-Dec-2000 | 2000 | 3 | 12 | DEC | 24 | 12/24/2000 | 322,208 | 188,283 |
| 25-Dec-2000 | 2000 | 3 | 12 | DEC | 25 | 12/25/2000 | 322,257 | 146,906 |
| 26-Dec-2000 | 2000 | 3 | 12 | DEC | 26 | 12/26/2000 | 345,053 | 156,504 |
| 27-Dec-2000 | 2000 | 3 | 12 | DEC | 27 | 12/27/2000 | 373,986 | 211,700 |
| 28-Dec-2000 | 2000 | 3 | 12 | DEC | 28 | 12/28/2000 | 401,380 | 233,243 |

|             |      |   |    |     |    |            |         |         |
|-------------|------|---|----|-----|----|------------|---------|---------|
| 29-Dec-2000 | 2000 | 3 | 12 | DEC | 29 | 12/29/2000 | 406,420 | 236,089 |
| 30-Dec-2000 | 2000 | 3 | 12 | DEC | 30 | 12/30/2000 | 409,906 | 236,667 |
| 31-Dec-2000 | 2000 | 3 | 12 | DEC | 31 | 12/31/2000 | 422,286 | 252,577 |
| 01-Jan-2001 | 2001 | 4 | 1  | JAN | 1  | 1/1/2001   | 393,298 | 229,795 |
| 02-Jan-2001 | 2001 | 4 | 1  | JAN | 2  | 1/2/2001   | 302,628 | 172,186 |
| 03-Jan-2001 | 2001 | 4 | 1  | JAN | 3  | 1/3/2001   | 288,767 | 174,772 |
| 04-Jan-2001 | 2001 | 4 | 1  | JAN | 4  | 1/4/2001   | 280,774 | 170,495 |
| 05-Jan-2001 | 2001 | 4 | 1  | JAN | 5  | 1/5/2001   | 302,552 | 191,222 |
| 06-Jan-2001 | 2001 | 4 | 1  | JAN | 6  | 1/6/2001   | 321,891 | 204,455 |
| 07-Jan-2001 | 2001 | 4 | 1  | JAN | 7  | 1/7/2001   | 318,210 | 201,203 |
| 08-Jan-2001 | 2001 | 4 | 1  | JAN | 8  | 1/8/2001   | 266,228 | 161,795 |
| 09-Jan-2001 | 2001 | 4 | 1  | JAN | 9  | 1/9/2001   | 247,018 | 145,757 |
| 10-Jan-2001 | 2001 | 4 | 1  | JAN | 10 | 1/10/2001  | 244,390 | 144,722 |
| 11-Jan-2001 | 2001 | 4 | 1  | JAN | 11 | 1/11/2001  | 246,498 | 148,692 |
| 12-Jan-2001 | 2001 | 4 | 1  | JAN | 12 | 1/12/2001  | 267,143 | 166,957 |
| 13-Jan-2001 | 2001 | 4 | 1  | JAN | 13 | 1/13/2001  | 313,504 | 192,771 |
| 14-Jan-2001 | 2001 | 4 | 1  | JAN | 14 | 1/14/2001  | 326,393 | 201,282 |
| 15-Jan-2001 | 2001 | 4 | 1  | JAN | 15 | 1/15/2001  | 329,530 | 208,592 |
| 16-Jan-2001 | 2001 | 4 | 1  | JAN | 16 | 1/16/2001  | 299,334 | 191,619 |
| 17-Jan-2001 | 2001 | 4 | 1  | JAN | 17 | 1/17/2001  | 284,638 | 178,482 |
| 18-Jan-2001 | 2001 | 4 | 1  | JAN | 18 | 1/18/2001  | 277,717 | 179,945 |
| 19-Jan-2001 | 2001 | 4 | 1  | JAN | 19 | 1/19/2001  | 281,469 | 176,842 |
| 20-Jan-2001 | 2001 | 4 | 1  | JAN | 20 | 1/20/2001  | 286,477 | 176,669 |
| 21-Jan-2001 | 2001 | 4 | 1  | JAN | 21 | 1/21/2001  | 293,232 | 179,944 |
| 22-Jan-2001 | 2001 | 4 | 1  | JAN | 22 | 1/22/2001  | 266,228 | 166,260 |
| 23-Jan-2001 | 2001 | 4 | 1  | JAN | 23 | 1/23/2001  | 253,221 | 153,283 |
| 24-Jan-2001 | 2001 | 4 | 1  | JAN | 24 | 1/24/2001  | 248,082 | 148,615 |
| 25-Jan-2001 | 2001 | 4 | 1  | JAN | 25 | 1/25/2001  | 261,423 | 158,951 |
| 26-Jan-2001 | 2001 | 4 | 1  | JAN | 26 | 1/26/2001  | 273,070 | 171,725 |
| 27-Jan-2001 | 2001 | 4 | 1  | JAN | 27 | 1/27/2001  | 316,151 | 192,994 |
| 28-Jan-2001 | 2001 | 4 | 1  | JAN | 28 | 1/28/2001  | 307,645 | 183,906 |
| 29-Jan-2001 | 2001 | 4 | 1  | JAN | 29 | 1/29/2001  | 286,030 | 174,963 |
| 30-Jan-2001 | 2001 | 4 | 1  | JAN | 30 | 1/30/2001  | 274,479 | 170,099 |
| 31-Jan-2001 | 2001 | 4 | 1  | JAN | 31 | 1/31/2001  | 279,023 | 163,079 |
| 01-Feb-2001 | 2001 | 5 | 2  | FEB | 1  | 2/1/2001   | 271,242 | 166,414 |
| 02-Feb-2001 | 2001 | 5 | 2  | FEB | 2  | 2/2/2001   | 284,502 | 176,127 |
| 03-Feb-2001 | 2001 | 5 | 2  | FEB | 3  | 2/3/2001   | 309,884 | 194,069 |
| 04-Feb-2001 | 2001 | 5 | 2  | FEB | 4  | 2/4/2001   | 304,302 | 188,296 |
| 05-Feb-2001 | 2001 | 5 | 2  | FEB | 5  | 2/5/2001   | 277,728 | 172,748 |
| 06-Feb-2001 | 2001 | 5 | 2  | FEB | 6  | 2/6/2001   | 271,326 | 159,136 |
| 07-Feb-2001 | 2001 | 5 | 2  | FEB | 7  | 2/7/2001   | 275,906 | 165,101 |
| 08-Feb-2001 | 2001 | 5 | 2  | FEB | 8  | 2/8/2001   | 286,238 | 168,529 |
| 09-Feb-2001 | 2001 | 5 | 2  | FEB | 9  | 2/9/2001   | 294,332 | 174,974 |
| 10-Feb-2001 | 2001 | 5 | 2  | FEB | 10 | 2/10/2001  | 320,965 | 192,253 |
| 11-Feb-2001 | 2001 | 5 | 2  | FEB | 11 | 2/11/2001  | 336,949 | 200,312 |
| 12-Feb-2001 | 2001 | 5 | 2  | FEB | 12 | 2/12/2001  | 305,039 | 185,799 |
| 13-Feb-2001 | 2001 | 5 | 2  | FEB | 13 | 2/13/2001  | 291,723 | 171,571 |
| 14-Feb-2001 | 2001 | 5 | 2  | FEB | 14 | 2/14/2001  | 310,914 | 198,940 |
| 15-Feb-2001 | 2001 | 5 | 2  | FEB | 15 | 2/15/2001  | 327,271 | 204,510 |
| 16-Feb-2001 | 2001 | 5 | 2  | FEB | 16 | 2/16/2001  | 348,744 | 219,931 |
| 17-Feb-2001 | 2001 | 5 | 2  | FEB | 17 | 2/17/2001  | 377,891 | 224,952 |
| 18-Feb-2001 | 2001 | 5 | 2  | FEB | 18 | 2/18/2001  | 404,808 | 241,910 |
| 19-Feb-2001 | 2001 | 5 | 2  | FEB | 19 | 2/19/2001  | 386,512 | 238,226 |
| 20-Feb-2001 | 2001 | 5 | 2  | FEB | 20 | 2/20/2001  | 354,158 | 215,264 |
| 21-Feb-2001 | 2001 | 5 | 2  | FEB | 21 | 2/21/2001  | 329,067 | 195,546 |
| 22-Feb-2001 | 2001 | 5 | 2  | FEB | 22 | 2/22/2001  | 331,811 | 200,216 |
| 23-Feb-2001 | 2001 | 5 | 2  | FEB | 23 | 2/23/2001  | 351,140 | 208,361 |
| 24-Feb-2001 | 2001 | 5 | 2  | FEB | 24 | 2/24/2001  | 353,453 | 206,635 |
| 25-Feb-2001 | 2001 | 5 | 2  | FEB | 25 | 2/25/2001  | 367,798 | 216,976 |
| 26-Feb-2001 | 2001 | 5 | 2  | FEB | 26 | 2/26/2001  | 335,763 | 204,836 |
| 27-Feb-2001 | 2001 | 5 | 2  | FEB | 27 | 2/27/2001  | 318,132 | 189,481 |
| 28-Feb-2001 | 2001 | 5 | 2  | FEB | 28 | 2/28/2001  | 304,937 | 183,183 |
| 01-Mar-2001 | 2001 | 6 | 3  | MAR | 1  | 3/1/2001   | 318,633 | 194,567 |
| 02-Mar-2001 | 2001 | 6 | 3  | MAR | 2  | 3/2/2001   | 327,869 | 202,450 |
| 03-Mar-2001 | 2001 | 6 | 3  | MAR | 3  | 3/3/2001   | 333,793 | 207,229 |
| 04-Mar-2001 | 2001 | 6 | 3  | MAR | 4  | 3/4/2001   | 356,443 | 225,436 |
| 05-Mar-2001 | 2001 | 6 | 3  | MAR | 5  | 3/5/2001   | 335,483 | 211,825 |
| 06-Mar-2001 | 2001 | 6 | 3  | MAR | 6  | 3/6/2001   | 328,168 | 201,791 |
| 07-Mar-2001 | 2001 | 6 | 3  | MAR | 7  | 3/7/2001   | 335,783 | 217,441 |
| 08-Mar-2001 | 2001 | 6 | 3  | MAR | 8  | 3/8/2001   | 339,828 | 212,338 |
| 09-Mar-2001 | 2001 | 6 | 3  | MAR | 9  | 3/9/2001   | 344,864 | 213,013 |
| 10-Mar-2001 | 2001 | 6 | 3  | MAR | 10 | 3/10/2001  | 348,538 | 211,865 |
| 11-Mar-2001 | 2001 | 6 | 3  | MAR | 11 | 3/11/2001  | 376,254 | 229,344 |
| 12-Mar-2001 | 2001 | 6 | 3  | MAR | 12 | 3/12/2001  | 363,183 | 224,460 |
| 13-Mar-2001 | 2001 | 6 | 3  | MAR | 13 | 3/13/2001  | 332,528 | 203,480 |
| 14-Mar-2001 | 2001 | 6 | 3  | MAR | 14 | 3/14/2001  | 324,991 | 195,631 |
| 15-Mar-2001 | 2001 | 6 | 3  | MAR | 15 | 3/15/2001  | 333,350 | 204,580 |
| 16-Mar-2001 | 2001 | 6 | 3  | MAR | 16 | 3/16/2001  | 351,611 | 210,410 |
| 17-Mar-2001 | 2001 | 6 | 3  | MAR | 17 | 3/17/2001  | 336,570 | 200,227 |

|             |      |   |   |     |    |           |         |         |
|-------------|------|---|---|-----|----|-----------|---------|---------|
| 18-Mar-2001 | 2001 | 6 | 3 | MAR | 18 | 3/18/2001 | 331,049 | 196,788 |
| 19-Mar-2001 | 2001 | 6 | 3 | MAR | 19 | 3/19/2001 | 345,317 | 212,335 |
| 20-Mar-2001 | 2001 | 6 | 3 | MAR | 20 | 3/20/2001 | 335,405 | 200,117 |
| 21-Mar-2001 | 2001 | 6 | 3 | MAR | 21 | 3/21/2001 | 336,882 | 202,699 |
| 22-Mar-2001 | 2001 | 6 | 3 | MAR | 22 | 3/22/2001 | 350,762 | 214,012 |
| 23-Mar-2001 | 2001 | 6 | 3 | MAR | 23 | 3/23/2001 | 359,247 | 216,034 |
| 24-Mar-2001 | 2001 | 6 | 3 | MAR | 24 | 3/24/2001 | 372,235 | 226,572 |
| 25-Mar-2001 | 2001 | 6 | 3 | MAR | 25 | 3/25/2001 | 365,232 | 217,109 |
| 26-Mar-2001 | 2001 | 6 | 3 | MAR | 26 | 3/26/2001 | 362,663 | 223,428 |
| 27-Mar-2001 | 2001 | 6 | 3 | MAR | 27 | 3/27/2001 | 342,962 | 208,994 |
| 28-Mar-2001 | 2001 | 6 | 3 | MAR | 28 | 3/28/2001 | 329,224 | 199,335 |
| 29-Mar-2001 | 2001 | 6 | 3 | MAR | 29 | 3/29/2001 | 327,471 | 193,572 |
| 30-Mar-2001 | 2001 | 6 | 3 | MAR | 30 | 3/30/2001 | 320,870 | 191,492 |
| 31-Mar-2001 | 2001 | 6 | 3 | MAR | 31 | 3/31/2001 | 318,923 | 188,497 |
| 01-Apr-2001 | 2001 | 7 | 4 | APR | 1  | 4/1/2001  | 288,995 | 159,787 |
| 02-Apr-2001 | 2001 | 7 | 4 | APR | 2  | 4/2/2001  | 281,836 | 155,703 |
| 03-Apr-2001 | 2001 | 7 | 4 | APR | 3  | 4/3/2001  | 264,198 | 145,949 |
| 04-Apr-2001 | 2001 | 7 | 4 | APR | 4  | 4/4/2001  | 272,388 | 153,994 |
| 05-Apr-2001 | 2001 | 7 | 4 | APR | 5  | 4/5/2001  | 280,013 | 164,341 |
| 06-Apr-2001 | 2001 | 7 | 4 | APR | 6  | 4/6/2001  | 287,955 | 162,208 |
| 07-Apr-2001 | 2001 | 7 | 4 | APR | 7  | 4/7/2001  | 298,179 | 169,700 |
| 08-Apr-2001 | 2001 | 7 | 4 | APR | 8  | 4/8/2001  | 289,861 | 158,785 |
| 09-Apr-2001 | 2001 | 7 | 4 | APR | 9  | 4/9/2001  | 260,416 | 133,596 |
| 10-Apr-2001 | 2001 | 7 | 4 | APR | 10 | 4/10/2001 | 258,117 | 135,747 |
| 11-Apr-2001 | 2001 | 7 | 4 | APR | 11 | 4/11/2001 | 248,623 | 132,637 |
| 12-Apr-2001 | 2001 | 7 | 4 | APR | 12 | 4/12/2001 | 242,209 | 126,251 |
| 13-Apr-2001 | 2001 | 7 | 4 | APR | 13 | 4/13/2001 | 250,813 | 135,261 |
| 14-Apr-2001 | 2001 | 7 | 4 | APR | 14 | 4/14/2001 | 264,255 | 142,229 |
| 15-Apr-2001 | 2001 | 7 | 4 | APR | 15 | 4/15/2001 | 247,341 | 129,722 |
| 16-Apr-2001 | 2001 | 7 | 4 | APR | 16 | 4/16/2001 | 220,753 | 106,460 |
| 17-Apr-2001 | 2001 | 7 | 4 | APR | 17 | 4/17/2001 | 241,770 | 113,687 |
| 18-Apr-2001 | 2001 | 7 | 4 | APR | 18 | 4/18/2001 | 224,245 | 99,400  |
| 19-Apr-2001 | 2001 | 7 | 4 | APR | 19 | 4/19/2001 | 249,838 | 97,707  |
| 20-Apr-2001 | 2001 | 7 | 4 | APR | 20 | 4/20/2001 | 222,153 | 83,234  |
| 21-Apr-2001 | 2001 | 7 | 4 | APR | 21 | 4/21/2001 | 196,484 | 69,724  |
| 22-Apr-2001 | 2001 | 7 | 4 | APR | 22 | 4/22/2001 | 185,941 | 64,437  |
| 23-Apr-2001 | 2001 | 7 | 4 | APR | 23 | 4/23/2001 | 205,494 | 81,855  |
| 24-Apr-2001 | 2001 | 7 | 4 | APR | 24 | 4/24/2001 | 218,893 | 95,661  |
| 25-Apr-2001 | 2001 | 7 | 4 | APR | 25 | 4/25/2001 | 236,533 | 112,870 |
| 26-Apr-2001 | 2001 | 7 | 4 | APR | 26 | 4/26/2001 | 255,585 | 138,511 |
| 27-Apr-2001 | 2001 | 7 | 4 | APR | 27 | 4/27/2001 | 279,009 | 159,551 |
| 28-Apr-2001 | 2001 | 7 | 4 | APR | 28 | 4/28/2001 | 287,504 | 168,589 |
| 29-Apr-2001 | 2001 | 7 | 4 | APR | 29 | 4/29/2001 | 290,904 | 158,881 |
| 30-Apr-2001 | 2001 | 7 | 4 | APR | 30 | 4/30/2001 | 267,991 | 148,033 |
| 01-May-2001 | 2001 | 8 | 5 | MAY | 1  | 5/1/2001  | 305,077 | 156,332 |
| 02-May-2001 | 2001 | 8 | 5 | MAY | 2  | 5/2/2001  | 229,510 | 113,102 |
| 03-May-2001 | 2001 | 8 | 5 | MAY | 3  | 5/3/2001  | 204,327 | 100,065 |
| 04-May-2001 | 2001 | 8 | 5 | MAY | 4  | 5/4/2001  | 208,027 | 103,715 |
| 05-May-2001 | 2001 | 8 | 5 | MAY | 5  | 5/5/2001  | 212,814 | 102,910 |
| 06-May-2001 | 2001 | 8 | 5 | MAY | 6  | 5/6/2001  | 201,929 | 94,942  |
| 07-May-2001 | 2001 | 8 | 5 | MAY | 7  | 5/7/2001  | 200,192 | 97,640  |
| 08-May-2001 | 2001 | 8 | 5 | MAY | 8  | 5/8/2001  | 198,467 | 100,895 |
| 09-May-2001 | 2001 | 8 | 5 | MAY | 9  | 5/9/2001  | 203,283 | 103,049 |
| 10-May-2001 | 2001 | 8 | 5 | MAY | 10 | 5/10/2001 | 199,184 | 103,032 |
| 11-May-2001 | 2001 | 8 | 5 | MAY | 11 | 5/11/2001 | 179,859 | 85,250  |
| 12-May-2001 | 2001 | 8 | 5 | MAY | 12 | 5/12/2001 | 173,737 | 79,930  |
| 13-May-2001 | 2001 | 8 | 5 | MAY | 13 | 5/13/2001 | 173,702 | 78,000  |
| 14-May-2001 | 2001 | 8 | 5 | MAY | 14 | 5/14/2001 | 195,066 | 95,754  |
| 15-May-2001 | 2001 | 8 | 5 | MAY | 15 | 5/15/2001 | 222,169 | 118,928 |
| 16-May-2001 | 2001 | 8 | 5 | MAY | 16 | 5/16/2001 | 211,057 | 99,778  |
| 17-May-2001 | 2001 | 8 | 5 | MAY | 17 | 5/17/2001 | 179,349 | 79,257  |
| 18-May-2001 | 2001 | 8 | 5 | MAY | 18 | 5/18/2001 | 167,398 | 76,068  |
| 19-May-2001 | 2001 | 8 | 5 | MAY | 19 | 5/19/2001 | 156,438 | 57,371  |
| 20-May-2001 | 2001 | 8 | 5 | MAY | 20 | 5/20/2001 | 154,705 | 56,437  |
| 21-May-2001 | 2001 | 8 | 5 | MAY | 21 | 5/21/2001 | 156,491 | 61,638  |
| 22-May-2001 | 2001 | 8 | 5 | MAY | 22 | 5/22/2001 | 153,984 | 52,993  |
| 23-May-2001 | 2001 | 8 | 5 | MAY | 23 | 5/23/2001 | 143,645 | 46,321  |
| 24-May-2001 | 2001 | 8 | 5 | MAY | 24 | 5/24/2001 | 137,082 | 44,678  |
| 25-May-2001 | 2001 | 8 | 5 | MAY | 25 | 5/25/2001 | 136,545 | 45,073  |
| 26-May-2001 | 2001 | 8 | 5 | MAY | 26 | 5/26/2001 | 137,560 | 45,226  |
| 27-May-2001 | 2001 | 8 | 5 | MAY | 27 | 5/27/2001 | 140,831 | 48,716  |
| 28-May-2001 | 2001 | 8 | 5 | MAY | 28 | 5/28/2001 | 147,890 | 50,930  |
| 29-May-2001 | 2001 | 8 | 5 | MAY | 29 | 5/29/2001 | 141,062 | 48,012  |
| 30-May-2001 | 2001 | 8 | 5 | MAY | 30 | 5/30/2001 | 134,156 | 40,377  |
| 31-May-2001 | 2001 | 8 | 5 | MAY | 31 | 5/31/2001 | 135,755 | 39,702  |
| 01-Jun-2001 | 2001 | 9 | 6 | JUN | 1  | 6/1/2001  | 126,032 | 35,561  |
| 02-Jun-2001 | 2001 | 9 | 6 | JUN | 2  | 6/2/2001  | 126,167 | 39,584  |
| 03-Jun-2001 | 2001 | 9 | 6 | JUN | 3  | 6/3/2001  | 144,703 | 54,161  |
| 04-Jun-2001 | 2001 | 9 | 6 | JUN | 4  | 6/4/2001  | 150,919 | 55,722  |

|             |      |    |   |     |    |           |         |         |
|-------------|------|----|---|-----|----|-----------|---------|---------|
| 05-Jun-2001 | 2001 | 9  | 6 | JUN | 5  | 6/5/2001  | 137,609 | 53,903  |
| 06-Jun-2001 | 2001 | 9  | 6 | JUN | 6  | 6/6/2001  | 152,096 | 68,798  |
| 07-Jun-2001 | 2001 | 9  | 6 | JUN | 7  | 6/7/2001  | 166,961 | 74,358  |
| 08-Jun-2001 | 2001 | 9  | 6 | JUN | 8  | 6/8/2001  | 164,483 | 69,890  |
| 09-Jun-2001 | 2001 | 9  | 6 | JUN | 9  | 6/9/2001  | 160,343 | 57,060  |
| 10-Jun-2001 | 2001 | 9  | 6 | JUN | 10 | 6/10/2001 | 164,407 | 57,932  |
| 11-Jun-2001 | 2001 | 9  | 6 | JUN | 11 | 6/11/2001 | 156,590 | 65,581  |
| 12-Jun-2001 | 2001 | 9  | 6 | JUN | 12 | 6/12/2001 | 193,017 | 78,124  |
| 13-Jun-2001 | 2001 | 9  | 6 | JUN | 13 | 6/13/2001 | 174,629 | 68,886  |
| 14-Jun-2001 | 2001 | 9  | 6 | JUN | 14 | 6/14/2001 | 283,151 | 138,812 |
| 15-Jun-2001 | 2001 | 9  | 6 | JUN | 15 | 6/15/2001 | 345,900 | 201,237 |
| 16-Jun-2001 | 2001 | 9  | 6 | JUN | 16 | 6/16/2001 | 311,353 | 178,563 |
| 17-Jun-2001 | 2001 | 9  | 6 | JUN | 17 | 6/17/2001 | 305,104 | 171,552 |
| 18-Jun-2001 | 2001 | 9  | 6 | JUN | 18 | 6/18/2001 | 298,067 | 167,228 |
| 19-Jun-2001 | 2001 | 9  | 6 | JUN | 19 | 6/19/2001 | 263,022 | 136,155 |
| 20-Jun-2001 | 2001 | 9  | 6 | JUN | 20 | 6/20/2001 | 243,111 | 116,364 |
| 21-Jun-2001 | 2001 | 9  | 6 | JUN | 21 | 6/21/2001 | 234,654 | 116,387 |
| 22-Jun-2001 | 2001 | 9  | 6 | JUN | 22 | 6/22/2001 | 233,439 | 109,821 |
| 23-Jun-2001 | 2001 | 9  | 6 | JUN | 23 | 6/23/2001 | 234,217 | 111,479 |
| 24-Jun-2001 | 2001 | 9  | 6 | JUN | 24 | 6/24/2001 | 255,657 | 127,954 |
| 25-Jun-2001 | 2001 | 9  | 6 | JUN | 25 | 6/25/2001 | 225,394 | 100,199 |
| 26-Jun-2001 | 2001 | 9  | 6 | JUN | 26 | 6/26/2001 | 214,181 | 95,881  |
| 27-Jun-2001 | 2001 | 9  | 6 | JUN | 27 | 6/27/2001 | 216,550 | 96,384  |
| 28-Jun-2001 | 2001 | 9  | 6 | JUN | 28 | 6/28/2001 | 208,864 | 86,348  |
| 29-Jun-2001 | 2001 | 9  | 6 | JUN | 29 | 6/29/2001 | 201,925 | 79,391  |
| 30-Jun-2001 | 2001 | 9  | 6 | JUN | 30 | 6/30/2001 | 203,440 | 81,006  |
| 01-Jul-2001 | 2001 | 10 | 7 | JUL | 1  | 7/1/2001  | 224,567 | 93,923  |
| 02-Jul-2001 | 2001 | 10 | 7 | JUL | 2  | 7/2/2001  | 214,527 | 79,163  |
| 03-Jul-2001 | 2001 | 10 | 7 | JUL | 3  | 7/3/2001  | 202,319 | 71,229  |
| 04-Jul-2001 | 2001 | 10 | 7 | JUL | 4  | 7/4/2001  | 218,717 | 85,948  |
| 05-Jul-2001 | 2001 | 10 | 7 | JUL | 5  | 7/5/2001  | 238,073 | 103,965 |
| 06-Jul-2001 | 2001 | 10 | 7 | JUL | 6  | 7/6/2001  | 255,521 | 113,747 |
| 07-Jul-2001 | 2001 | 10 | 7 | JUL | 7  | 7/7/2001  | 230,953 | 92,768  |
| 08-Jul-2001 | 2001 | 10 | 7 | JUL | 8  | 7/8/2001  | 242,958 | 108,982 |
| 09-Jul-2001 | 2001 | 10 | 7 | JUL | 9  | 7/9/2001  | 263,732 | 136,931 |
| 10-Jul-2001 | 2001 | 10 | 7 | JUL | 10 | 7/10/2001 | 273,517 | 144,425 |
| 11-Jul-2001 | 2001 | 10 | 7 | JUL | 11 | 7/11/2001 | 282,838 | 147,782 |
| 12-Jul-2001 | 2001 | 10 | 7 | JUL | 12 | 7/12/2001 | 268,787 | 132,699 |
| 13-Jul-2001 | 2001 | 10 | 7 | JUL | 13 | 7/13/2001 | 267,233 | 130,256 |
| 14-Jul-2001 | 2001 | 10 | 7 | JUL | 14 | 7/14/2001 | 264,050 | 122,892 |
| 15-Jul-2001 | 2001 | 10 | 7 | JUL | 15 | 7/15/2001 | 300,201 | 144,579 |
| 16-Jul-2001 | 2001 | 10 | 7 | JUL | 16 | 7/16/2001 | 293,166 | 150,700 |
| 17-Jul-2001 | 2001 | 10 | 7 | JUL | 17 | 7/17/2001 | 292,683 | 155,224 |
| 18-Jul-2001 | 2001 | 10 | 7 | JUL | 18 | 7/18/2001 | 273,122 | 144,069 |
| 19-Jul-2001 | 2001 | 10 | 7 | JUL | 19 | 7/19/2001 | 253,591 | 122,331 |
| 20-Jul-2001 | 2001 | 10 | 7 | JUL | 20 | 7/20/2001 | 245,169 | 114,295 |
| 21-Jul-2001 | 2001 | 10 | 7 | JUL | 21 | 7/21/2001 | 244,012 | 115,449 |
| 22-Jul-2001 | 2001 | 10 | 7 | JUL | 22 | 7/22/2001 | 243,871 | 109,547 |
| 23-Jul-2001 | 2001 | 10 | 7 | JUL | 23 | 7/23/2001 | 232,467 | 105,375 |
| 24-Jul-2001 | 2001 | 10 | 7 | JUL | 24 | 7/24/2001 | 237,132 | 107,096 |
| 25-Jul-2001 | 2001 | 10 | 7 | JUL | 25 | 7/25/2001 | 251,916 | 124,123 |
| 26-Jul-2001 | 2001 | 10 | 7 | JUL | 26 | 7/26/2001 | 179,787 | 151,933 |
| 27-Jul-2001 | 2001 | 10 | 7 | JUL | 27 | 7/27/2001 | 286,722 | 152,081 |
| 28-Jul-2001 | 2001 | 10 | 7 | JUL | 28 | 7/28/2001 | 262,243 | 149,523 |
| 29-Jul-2001 | 2001 | 10 | 7 | JUL | 29 | 7/29/2001 | 256,617 | 119,702 |
| 30-Jul-2001 | 2001 | 10 | 7 | JUL | 30 | 7/30/2001 | 241,854 | 105,153 |
| 31-Jul-2001 | 2001 | 10 | 7 | JUL | 31 | 7/31/2001 | 248,525 | 115,471 |
| 01-Aug-2001 | 2001 | 11 | 8 | AUG | 1  | 8/1/2001  | 275,202 | 143,412 |
| 02-Aug-2001 | 2001 | 11 | 8 | AUG | 2  | 8/2/2001  | 293,687 | 154,434 |
| 03-Aug-2001 | 2001 | 11 | 8 | AUG | 3  | 8/3/2001  | 295,396 | 154,943 |
| 04-Aug-2001 | 2001 | 11 | 8 | AUG | 4  | 8/4/2001  | 296,029 | 164,372 |
| 05-Aug-2001 | 2001 | 11 | 8 | AUG | 5  | 8/5/2001  | 286,748 | 145,243 |
| 06-Aug-2001 | 2001 | 11 | 8 | AUG | 6  | 8/6/2001  | 272,365 | 129,666 |
| 07-Aug-2001 | 2001 | 11 | 8 | AUG | 7  | 8/7/2001  | 263,476 | 121,519 |
| 08-Aug-2001 | 2001 | 11 | 8 | AUG | 8  | 8/8/2001  | 259,809 | 124,836 |
| 09-Aug-2001 | 2001 | 11 | 8 | AUG | 9  | 8/9/2001  | 264,151 | 137,837 |
| 10-Aug-2001 | 2001 | 11 | 8 | AUG | 10 | 8/10/2001 | 269,874 | 139,459 |
| 11-Aug-2001 | 2001 | 11 | 8 | AUG | 11 | 8/11/2001 | 253,806 | 134,239 |
| 12-Aug-2001 | 2001 | 11 | 8 | AUG | 12 | 8/12/2001 | 269,401 | 143,342 |
| 13-Aug-2001 | 2001 | 11 | 8 | AUG | 13 | 8/13/2001 | 260,170 | 137,309 |
| 14-Aug-2001 | 2001 | 11 | 8 | AUG | 14 | 8/14/2001 | 257,896 | 131,950 |
| 15-Aug-2001 | 2001 | 11 | 8 | AUG | 15 | 8/15/2001 | 243,146 | 127,079 |
| 16-Aug-2001 | 2001 | 11 | 8 | AUG | 16 | 8/16/2001 | 226,817 | 106,813 |
| 17-Aug-2001 | 2001 | 11 | 8 | AUG | 17 | 8/17/2001 | 235,780 | 106,665 |
| 18-Aug-2001 | 2001 | 11 | 8 | AUG | 18 | 8/18/2001 | 225,940 | 104,330 |
| 19-Aug-2001 | 2001 | 11 | 8 | AUG | 19 | 8/19/2001 | 244,568 | 115,509 |
| 20-Aug-2001 | 2001 | 11 | 8 | AUG | 20 | 8/20/2001 | 244,795 | 113,697 |
| 21-Aug-2001 | 2001 | 11 | 8 | AUG | 21 | 8/21/2001 | 232,929 | 106,775 |
| 22-Aug-2001 | 2001 | 11 | 8 | AUG | 22 | 8/22/2001 | 238,485 | 112,005 |

|             |      |    |    |     |    |            |         |         |
|-------------|------|----|----|-----|----|------------|---------|---------|
| 23-Aug-2001 | 2001 | 11 | 8  | AUG | 23 | 8/23/2001  | 217,131 | 86,174  |
| 24-Aug-2001 | 2001 | 11 | 8  | AUG | 24 | 8/24/2001  | 215,466 | 88,807  |
| 25-Aug-2001 | 2001 | 11 | 8  | AUG | 25 | 8/25/2001  | 212,539 | 93,008  |
| 26-Aug-2001 | 2001 | 11 | 8  | AUG | 26 | 8/26/2001  | 214,583 | 89,001  |
| 27-Aug-2001 | 2001 | 11 | 8  | AUG | 27 | 8/27/2001  | 195,766 | 81,835  |
| 28-Aug-2001 | 2001 | 11 | 8  | AUG | 28 | 8/28/2001  | 187,918 | 74,487  |
| 29-Aug-2001 | 2001 | 11 | 8  | AUG | 29 | 8/29/2001  | 203,973 | 88,559  |
| 30-Aug-2001 | 2001 | 11 | 8  | AUG | 30 | 8/30/2001  | 188,939 | 83,209  |
| 31-Aug-2001 | 2001 | 11 | 8  | AUG | 31 | 8/31/2001  | 184,295 | 77,098  |
| 01-Sep-2001 | 2001 | 12 | 9  | SEP | 1  | 9/1/2001   | 202,870 | 89,177  |
| 02-Sep-2001 | 2001 | 12 | 9  | SEP | 2  | 9/2/2001   | 219,322 | 99,265  |
| 03-Sep-2001 | 2001 | 12 | 9  | SEP | 3  | 9/3/2001   | 214,048 | 95,603  |
| 04-Sep-2001 | 2001 | 12 | 9  | SEP | 4  | 9/4/2001   | 195,338 | 85,606  |
| 05-Sep-2001 | 2001 | 12 | 9  | SEP | 5  | 9/5/2001   | 192,991 | 96,404  |
| 06-Sep-2001 | 2001 | 12 | 9  | SEP | 6  | 9/6/2001   | 211,287 | 113,114 |
| 07-Sep-2001 | 2001 | 12 | 9  | SEP | 7  | 9/7/2001   | 198,395 | 98,315  |
| 08-Sep-2001 | 2001 | 12 | 9  | SEP | 8  | 9/8/2001   | 204,801 | 102,059 |
| 09-Sep-2001 | 2001 | 12 | 9  | SEP | 9  | 9/9/2001   | 201,647 | 101,772 |
| 10-Sep-2001 | 2001 | 12 | 9  | SEP | 10 | 9/10/2001  | 202,759 | 101,577 |
| 11-Sep-2001 | 2001 | 12 | 9  | SEP | 11 | 9/11/2001  | 185,601 | 92,755  |
| 12-Sep-2001 | 2001 | 12 | 9  | SEP | 12 | 9/12/2001  | 173,009 | 77,436  |
| 13-Sep-2001 | 2001 | 12 | 9  | SEP | 13 | 9/13/2001  | 189,895 | 82,162  |
| 14-Sep-2001 | 2001 | 12 | 9  | SEP | 14 | 9/14/2001  | 188,080 | 81,787  |
| 15-Sep-2001 | 2001 | 12 | 9  | SEP | 15 | 9/15/2001  | 183,315 | 83,081  |
| 16-Sep-2001 | 2001 | 12 | 9  | SEP | 16 | 9/16/2001  | 179,002 | 79,671  |
| 17-Sep-2001 | 2001 | 12 | 9  | SEP | 17 | 9/17/2001  | 177,128 | 80,946  |
| 18-Sep-2001 | 2001 | 12 | 9  | SEP | 18 | 9/18/2001  | 181,393 | 84,175  |
| 19-Sep-2001 | 2001 | 12 | 9  | SEP | 19 | 9/19/2001  | 185,846 | 92,504  |
| 20-Sep-2001 | 2001 | 12 | 9  | SEP | 20 | 9/20/2001  | 165,329 | 73,402  |
| 21-Sep-2001 | 2001 | 12 | 9  | SEP | 21 | 9/21/2001  | 167,403 | 72,146  |
| 22-Sep-2001 | 2001 | 12 | 9  | SEP | 22 | 9/22/2001  | 181,135 | 80,153  |
| 23-Sep-2001 | 2001 | 12 | 9  | SEP | 23 | 9/23/2001  | 173,839 | 75,741  |
| 24-Sep-2001 | 2001 | 12 | 9  | SEP | 24 | 9/24/2001  | 186,602 | 94,208  |
| 25-Sep-2001 | 2001 | 12 | 9  | SEP | 25 | 9/25/2001  | 176,165 | 83,371  |
| 26-Sep-2001 | 2001 | 12 | 9  | SEP | 26 | 9/26/2001  | 182,906 | 90,490  |
| 27-Sep-2001 | 2001 | 12 | 9  | SEP | 27 | 9/27/2001  | 177,152 | 88,618  |
| 28-Sep-2001 | 2001 | 12 | 9  | SEP | 28 | 9/28/2001  | 171,413 | 80,586  |
| 29-Sep-2001 | 2001 | 12 | 9  | SEP | 29 | 9/29/2001  | 162,582 | 70,983  |
| 30-Sep-2001 | 2001 | 12 | 9  | SEP | 30 | 9/30/2001  | 170,339 | 87,400  |
| 01-Oct-2001 | 2001 | 1  | 10 | OCT | 1  | 10/1/2001  | 163,039 | 72,344  |
| 02-Oct-2001 | 2001 | 1  | 10 | OCT | 2  | 10/2/2001  | 144,809 | 63,404  |
| 03-Oct-2001 | 2001 | 1  | 10 | OCT | 3  | 10/3/2001  | 155,062 | 75,529  |
| 04-Oct-2001 | 2001 | 1  | 10 | OCT | 4  | 10/4/2001  | 157,817 | 72,655  |
| 05-Oct-2001 | 2001 | 1  | 10 | OCT | 5  | 10/5/2001  | 153,571 | 73,109  |
| 06-Oct-2001 | 2001 | 1  | 10 | OCT | 6  | 10/6/2001  | 149,621 | 74,824  |
| 07-Oct-2001 | 2001 | 1  | 10 | OCT | 7  | 10/7/2001  | 176,705 | 104,181 |
| 08-Oct-2001 | 2001 | 1  | 10 | OCT | 8  | 10/8/2001  | 169,058 | 81,385  |
| 09-Oct-2001 | 2001 | 1  | 10 | OCT | 9  | 10/9/2001  | 153,774 | 75,323  |
| 10-Oct-2001 | 2001 | 1  | 10 | OCT | 10 | 10/10/2001 | 138,982 | 58,286  |
| 11-Oct-2001 | 2001 | 1  | 10 | OCT | 11 | 10/11/2001 | 138,135 | 53,482  |
| 12-Oct-2001 | 2001 | 1  | 10 | OCT | 12 | 10/12/2001 | 134,282 | 50,444  |
| 13-Oct-2001 | 2001 | 1  | 10 | OCT | 13 | 10/13/2001 | 141,863 | 51,474  |
| 14-Oct-2001 | 2001 | 1  | 10 | OCT | 14 | 10/14/2001 | 154,348 | 52,719  |
| 15-Oct-2001 | 2001 | 1  | 10 | OCT | 15 | 10/15/2001 | 146,992 | 53,681  |
| 16-Oct-2001 | 2001 | 1  | 10 | OCT | 16 | 10/16/2001 | 134,799 | 51,064  |
| 17-Oct-2001 | 2001 | 1  | 10 | OCT | 17 | 10/17/2001 | 146,039 | 59,229  |
| 18-Oct-2001 | 2001 | 1  | 10 | OCT | 18 | 10/18/2001 | 155,585 | 74,020  |
| 19-Oct-2001 | 2001 | 1  | 10 | OCT | 19 | 10/19/2001 | 142,334 | 60,144  |
| 20-Oct-2001 | 2001 | 1  | 10 | OCT | 20 | 10/20/2001 | 145,344 | 55,651  |
| 21-Oct-2001 | 2001 | 1  | 10 | OCT | 21 | 10/21/2001 | 127,236 | 46,694  |
| 22-Oct-2001 | 2001 | 1  | 10 | OCT | 22 | 10/22/2001 | 123,220 | 52,340  |
| 23-Oct-2001 | 2001 | 1  | 10 | OCT | 23 | 10/23/2001 | 134,500 | 55,217  |
| 24-Oct-2001 | 2001 | 1  | 10 | OCT | 24 | 10/24/2001 | 122,206 | 46,126  |
| 25-Oct-2001 | 2001 | 1  | 10 | OCT | 25 | 10/25/2001 | 122,908 | 50,174  |
| 26-Oct-2001 | 2001 | 1  | 10 | OCT | 26 | 10/26/2001 | 117,864 | 44,893  |
| 27-Oct-2001 | 2001 | 1  | 10 | OCT | 27 | 10/27/2001 | 114,699 | 43,653  |
| 28-Oct-2001 | 2001 | 1  | 10 | OCT | 28 | 10/28/2001 | 122,327 | 46,158  |
| 29-Oct-2001 | 2001 | 1  | 10 | OCT | 29 | 10/29/2001 | 135,142 | 59,896  |
| 30-Oct-2001 | 2001 | 1  | 10 | OCT | 30 | 10/30/2001 | 123,739 | 52,484  |
| 31-Oct-2001 | 2001 | 1  | 10 | OCT | 31 | 10/31/2001 | 128,709 | 54,458  |
| 01-Nov-2001 | 2001 | 2  | 11 | NOV | 1  | 11/1/2001  | 123,403 | 52,442  |
| 02-Nov-2001 | 2001 | 2  | 11 | NOV | 2  | 11/2/2001  | 119,069 | 48,688  |
| 03-Nov-2001 | 2001 | 2  | 11 | NOV | 3  | 11/3/2001  | 115,040 | 45,072  |
| 04-Nov-2001 | 2001 | 2  | 11 | NOV | 4  | 11/4/2001  | 125,425 | 51,035  |
| 05-Nov-2001 | 2001 | 2  | 11 | NOV | 5  | 11/5/2001  | 122,070 | 51,027  |
| 06-Nov-2001 | 2001 | 2  | 11 | NOV | 6  | 11/6/2001  | 117,246 | 47,353  |
| 07-Nov-2001 | 2001 | 2  | 11 | NOV | 7  | 11/7/2001  | 125,915 | 54,492  |
| 08-Nov-2001 | 2001 | 2  | 11 | NOV | 8  | 11/8/2001  | 121,460 | 52,235  |
| 09-Nov-2001 | 2001 | 2  | 11 | NOV | 9  | 11/9/2001  | 129,140 | 61,171  |

|             |      |   |    |     |    |            |         |         |
|-------------|------|---|----|-----|----|------------|---------|---------|
| 10-Nov-2001 | 2001 | 2 | 11 | NOV | 10 | 11/10/2001 | 125,838 | 54,858  |
| 11-Nov-2001 | 2001 | 2 | 11 | NOV | 11 | 11/11/2001 | 131,066 | 58,662  |
| 12-Nov-2001 | 2001 | 2 | 11 | NOV | 12 | 11/12/2001 | 132,651 | 61,843  |
| 13-Nov-2001 | 2001 | 2 | 11 | NOV | 13 | 11/13/2001 | 129,771 | 63,428  |
| 14-Nov-2001 | 2001 | 2 | 11 | NOV | 14 | 11/14/2001 | 134,215 | 60,268  |
| 15-Nov-2001 | 2001 | 2 | 11 | NOV | 15 | 11/15/2001 | 122,793 | 54,884  |
| 16-Nov-2001 | 2001 | 2 | 11 | NOV | 16 | 11/16/2001 | 125,370 | 54,894  |
| 17-Nov-2001 | 2001 | 2 | 11 | NOV | 17 | 11/17/2001 | 133,620 | 61,411  |
| 18-Nov-2001 | 2001 | 2 | 11 | NOV | 18 | 11/18/2001 | 150,552 | 69,261  |
| 19-Nov-2001 | 2001 | 2 | 11 | NOV | 19 | 11/19/2001 | 151,327 | 79,426  |
| 20-Nov-2001 | 2001 | 2 | 11 | NOV | 20 | 11/20/2001 | 143,676 | 74,275  |
| 21-Nov-2001 | 2001 | 2 | 11 | NOV | 21 | 11/21/2001 | 163,603 | 81,665  |
| 22-Nov-2001 | 2001 | 2 | 11 | NOV | 22 | 11/22/2001 | 192,742 | 97,780  |
| 23-Nov-2001 | 2001 | 2 | 11 | NOV | 23 | 11/23/2001 | 189,374 | 94,137  |
| 24-Nov-2001 | 2001 | 2 | 11 | NOV | 24 | 11/24/2001 | 190,750 | 100,990 |
| 25-Nov-2001 | 2001 | 2 | 11 | NOV | 25 | 11/25/2001 | 181,495 | 92,336  |
| 26-Nov-2001 | 2001 | 2 | 11 | NOV | 26 | 11/26/2001 | 202,363 | 115,645 |
| 27-Nov-2001 | 2001 | 2 | 11 | NOV | 27 | 11/27/2001 | 174,475 | 86,922  |
| 28-Nov-2001 | 2001 | 2 | 11 | NOV | 28 | 11/28/2001 | 163,559 | 77,898  |
| 29-Nov-2001 | 2001 | 2 | 11 | NOV | 29 | 11/29/2001 | 162,084 | 75,631  |
| 30-Nov-2001 | 2001 | 2 | 11 | NOV | 30 | 11/30/2001 | 185,018 | 81,988  |
| 01-Dec-2001 | 2001 | 3 | 12 | DEC | 1  | 12/1/2001  | 154,331 | 84,332  |
| 02-Dec-2001 | 2001 | 3 | 12 | DEC | 2  | 12/2/2001  | 154,439 | 73,939  |
| 03-Dec-2001 | 2001 | 3 | 12 | DEC | 3  | 12/3/2001  | 155,460 | 78,670  |
| 04-Dec-2001 | 2001 | 3 | 12 | DEC | 4  | 12/4/2001  | 181,439 | 103,235 |
| 05-Dec-2001 | 2001 | 3 | 12 | DEC | 5  | 12/5/2001  | 170,592 | 94,521  |
| 06-Dec-2001 | 2001 | 3 | 12 | DEC | 6  | 12/6/2001  | 170,300 | 95,615  |
| 07-Dec-2001 | 2001 | 3 | 12 | DEC | 7  | 12/7/2001  | 200,000 | 118,472 |
| 08-Dec-2001 | 2001 | 3 | 12 | DEC | 8  | 12/8/2001  | 214,781 | 130,753 |
| 09-Dec-2001 | 2001 | 3 | 12 | DEC | 9  | 12/9/2001  | 192,920 | 103,395 |
| 10-Dec-2001 | 2001 | 3 | 12 | DEC | 10 | 12/10/2001 | 188,225 | 98,997  |
| 11-Dec-2001 | 2001 | 3 | 12 | DEC | 11 | 12/11/2001 | 200,594 | 96,020  |
| 12-Dec-2001 | 2001 | 3 | 12 | DEC | 12 | 12/12/2001 | 202,994 | 92,944  |
| 13-Dec-2001 | 2001 | 3 | 12 | DEC | 13 | 12/13/2001 | 187,405 | 96,329  |
| 14-Dec-2001 | 2001 | 3 | 12 | DEC | 14 | 12/14/2001 | 180,467 | 102,864 |
| 15-Dec-2001 | 2001 | 3 | 12 | DEC | 15 | 12/15/2001 | 203,007 | 117,127 |
| 16-Dec-2001 | 2001 | 3 | 12 | DEC | 16 | 12/16/2001 | 224,405 | 133,174 |
| 17-Dec-2001 | 2001 | 3 | 12 | DEC | 17 | 12/17/2001 | 235,761 | 143,258 |
| 18-Dec-2001 | 2001 | 3 | 12 | DEC | 18 | 12/18/2001 | 250,999 | 157,498 |
| 19-Dec-2001 | 2001 | 3 | 12 | DEC | 19 | 12/19/2001 | 244,002 | 151,714 |
| 20-Dec-2001 | 2001 | 3 | 12 | DEC | 20 | 12/20/2001 | 251,759 | 161,995 |
| 21-Dec-2001 | 2001 | 3 | 12 | DEC | 21 | 12/21/2001 | 270,658 | 171,130 |
| 22-Dec-2001 | 2001 | 3 | 12 | DEC | 22 | 12/22/2001 | 281,437 | 168,631 |
| 23-Dec-2001 | 2001 | 3 | 12 | DEC | 23 | 12/23/2001 | 305,648 | 173,501 |
| 24-Dec-2001 | 2001 | 3 | 12 | DEC | 24 | 12/24/2001 | 307,702 | 177,921 |
| 25-Dec-2001 | 2001 | 3 | 12 | DEC | 25 | 12/25/2001 | 305,608 | 172,261 |
| 26-Dec-2001 | 2001 | 3 | 12 | DEC | 26 | 12/26/2001 | 320,409 | 175,373 |
| 27-Dec-2001 | 2001 | 3 | 12 | DEC | 27 | 12/27/2001 | 361,384 | 199,231 |
| 28-Dec-2001 | 2001 | 3 | 12 | DEC | 28 | 12/28/2001 | 389,997 | 223,302 |
| 29-Dec-2001 | 2001 | 3 | 12 | DEC | 29 | 12/29/2001 | 421,361 | 241,782 |
| 30-Dec-2001 | 2001 | 3 | 12 | DEC | 30 | 12/30/2001 | 417,783 | 239,275 |
| 31-Dec-2001 | 2001 | 3 | 12 | DEC | 31 | 12/31/2001 | 426,677 | 257,016 |
| 01-Jan-2002 | 2002 | 4 | 1  | JAN | 1  | 1/1/2002   | 398,571 | 238,449 |
| 02-Jan-2002 | 2002 | 4 | 1  | JAN | 2  | 1/2/2002   | 323,609 | 191,864 |
| 03-Jan-2002 | 2002 | 4 | 1  | JAN | 3  | 1/3/2002   | 314,588 | 188,431 |
| 04-Jan-2002 | 2002 | 4 | 1  | JAN | 4  | 1/4/2002   | 289,093 | 169,752 |
| 05-Jan-2002 | 2002 | 4 | 1  | JAN | 5  | 1/5/2002   | 290,866 | 170,144 |
| 06-Jan-2002 | 2002 | 4 | 1  | JAN | 6  | 1/6/2002   | 270,327 | 159,421 |
| 07-Jan-2002 | 2002 | 4 | 1  | JAN | 7  | 1/7/2002   | 243,745 | 145,635 |
| 08-Jan-2002 | 2002 | 4 | 1  | JAN | 8  | 1/8/2002   | 242,032 | 148,319 |
| 09-Jan-2002 | 2002 | 4 | 1  | JAN | 9  | 1/9/2002   | 235,738 | 142,840 |
| 10-Jan-2002 | 2002 | 4 | 1  | JAN | 10 | 1/10/2002  | 236,102 | 144,196 |
| 11-Jan-2002 | 2002 | 4 | 1  | JAN | 11 | 1/11/2002  | 243,905 | 146,266 |
| 12-Jan-2002 | 2002 | 4 | 1  | JAN | 12 | 1/12/2002  | 268,705 | 161,880 |
| 13-Jan-2002 | 2002 | 4 | 1  | JAN | 13 | 1/13/2002  | 279,282 | 169,482 |
| 14-Jan-2002 | 2002 | 4 | 1  | JAN | 14 | 1/14/2002  | 262,146 | 164,138 |
| 15-Jan-2002 | 2002 | 4 | 1  | JAN | 15 | 1/15/2002  | 257,827 | 158,278 |
| 16-Jan-2002 | 2002 | 4 | 1  | JAN | 16 | 1/16/2002  | 238,062 | 143,427 |
| 17-Jan-2002 | 2002 | 4 | 1  | JAN | 17 | 1/17/2002  | 256,279 | 160,347 |
| 18-Jan-2002 | 2002 | 4 | 1  | JAN | 18 | 1/18/2002  | 300,013 | 192,422 |
| 19-Jan-2002 | 2002 | 4 | 1  | JAN | 19 | 1/19/2002  | 335,819 | 209,143 |
| 20-Jan-2002 | 2002 | 4 | 1  | JAN | 20 | 1/20/2002  | 355,287 | 224,615 |
| 21-Jan-2002 | 2002 | 4 | 1  | JAN | 21 | 1/21/2002  | 313,327 | 202,699 |
| 22-Jan-2002 | 2002 | 4 | 1  | JAN | 22 | 1/22/2002  | 284,295 | 180,494 |
| 23-Jan-2002 | 2002 | 4 | 1  | JAN | 23 | 1/23/2002  | 283,386 | 176,874 |
| 24-Jan-2002 | 2002 | 4 | 1  | JAN | 24 | 1/24/2002  | 278,119 | 173,133 |
| 25-Jan-2002 | 2002 | 4 | 1  | JAN | 25 | 1/25/2002  | 278,351 | 166,914 |
| 26-Jan-2002 | 2002 | 4 | 1  | JAN | 26 | 1/26/2002  | 294,398 | 176,646 |
| 27-Jan-2002 | 2002 | 4 | 1  | JAN | 27 | 1/27/2002  | 269,462 | 157,107 |

|             |      |   |   |     |    |           |         |         |
|-------------|------|---|---|-----|----|-----------|---------|---------|
| 28-Jan-2002 | 2002 | 4 | 1 | JAN | 28 | 1/28/2002 | 262,509 | 156,878 |
| 29-Jan-2002 | 2002 | 4 | 1 | JAN | 29 | 1/29/2002 | 250,801 | 148,064 |
| 30-Jan-2002 | 2002 | 4 | 1 | JAN | 30 | 1/30/2002 | 243,218 | 142,201 |
| 31-Jan-2002 | 2002 | 4 | 1 | JAN | 31 | 1/31/2002 | 244,519 | 147,831 |
| 01-Feb-2002 | 2002 | 5 | 2 | FEB | 1  | 2/1/2002  | 262,341 | 158,232 |
| 02-Feb-2002 | 2002 | 5 | 2 | FEB | 2  | 2/2/2002  | 287,490 | 175,692 |
| 03-Feb-2002 | 2002 | 5 | 2 | FEB | 3  | 2/3/2002  | 290,756 | 170,072 |
| 04-Feb-2002 | 2002 | 5 | 2 | FEB | 4  | 2/4/2002  | 277,997 | 172,783 |
| 05-Feb-2002 | 2002 | 5 | 2 | FEB | 5  | 2/5/2002  | 269,153 | 164,282 |
| 06-Feb-2002 | 2002 | 5 | 2 | FEB | 6  | 2/6/2002  | 273,329 | 162,528 |
| 07-Feb-2002 | 2002 | 5 | 2 | FEB | 7  | 2/7/2002  | 286,529 | 174,036 |
| 08-Feb-2002 | 2002 | 5 | 2 | FEB | 8  | 2/8/2002  | 307,932 | 184,687 |
| 09-Feb-2002 | 2002 | 5 | 2 | FEB | 9  | 2/9/2002  | 326,184 | 197,726 |
| 10-Feb-2002 | 2002 | 5 | 2 | FEB | 10 | 2/10/2002 | 341,719 | 210,927 |
| 11-Feb-2002 | 2002 | 5 | 2 | FEB | 11 | 2/11/2002 | 304,840 | 194,098 |
| 12-Feb-2002 | 2002 | 5 | 2 | FEB | 12 | 2/12/2002 | 302,417 | 184,758 |
| 13-Feb-2002 | 2002 | 5 | 2 | FEB | 13 | 2/13/2002 | 288,564 | 180,574 |
| 14-Feb-2002 | 2002 | 5 | 2 | FEB | 14 | 2/14/2002 | 308,277 | 195,157 |
| 15-Feb-2002 | 2002 | 5 | 2 | FEB | 15 | 2/15/2002 | 331,249 | 208,370 |
| 16-Feb-2002 | 2002 | 5 | 2 | FEB | 16 | 2/16/2002 | 369,431 | 223,307 |
| 17-Feb-2002 | 2002 | 5 | 2 | FEB | 17 | 2/17/2002 | 390,312 | 238,241 |
| 18-Feb-2002 | 2002 | 5 | 2 | FEB | 18 | 2/18/2002 | 361,571 | 227,240 |
| 19-Feb-2002 | 2002 | 5 | 2 | FEB | 19 | 2/19/2002 | 317,155 | 198,000 |
| 20-Feb-2002 | 2002 | 5 | 2 | FEB | 20 | 2/20/2002 | 307,492 | 195,980 |
| 21-Feb-2002 | 2002 | 5 | 2 | FEB | 21 | 2/21/2002 | 304,051 | 186,456 |
| 22-Feb-2002 | 2002 | 5 | 2 | FEB | 22 | 2/22/2002 | 323,819 | 195,522 |
| 23-Feb-2002 | 2002 | 5 | 2 | FEB | 23 | 2/23/2002 | 336,009 | 194,663 |
| 24-Feb-2002 | 2002 | 5 | 2 | FEB | 24 | 2/24/2002 | 344,345 | 203,450 |
| 25-Feb-2002 | 2002 | 5 | 2 | FEB | 25 | 2/25/2002 | 320,757 | 194,632 |
| 26-Feb-2002 | 2002 | 5 | 2 | FEB | 26 | 2/26/2002 | 310,173 | 183,009 |
| 27-Feb-2002 | 2002 | 5 | 2 | FEB | 27 | 2/27/2002 | 302,052 | 170,898 |
| 28-Feb-2002 | 2002 | 5 | 2 | FEB | 28 | 2/28/2002 | 311,843 | 183,976 |
| 01-Mar-2002 | 2002 | 6 | 3 | MAR | 1  | 3/1/2002  | 330,319 | 196,379 |
| 02-Mar-2002 | 2002 | 6 | 3 | MAR | 2  | 3/2/2002  | 347,642 | 206,175 |
| 03-Mar-2002 | 2002 | 6 | 3 | MAR | 3  | 3/3/2002  | 339,617 | 201,444 |
| 04-Mar-2002 | 2002 | 6 | 3 | MAR | 4  | 3/4/2002  | 303,386 | 186,253 |
| 05-Mar-2002 | 2002 | 6 | 3 | MAR | 5  | 3/5/2002  | 322,032 | 201,293 |
| 06-Mar-2002 | 2002 | 6 | 3 | MAR | 6  | 3/6/2002  | 304,831 | 195,831 |
| 07-Mar-2002 | 2002 | 6 | 3 | MAR | 7  | 3/7/2002  | 311,382 | 199,898 |
| 08-Mar-2002 | 2002 | 6 | 3 | MAR | 8  | 3/8/2002  | 313,674 | 196,038 |
| 09-Mar-2002 | 2002 | 6 | 3 | MAR | 9  | 3/9/2002  | 346,449 | 212,343 |
| 10-Mar-2002 | 2002 | 6 | 3 | MAR | 10 | 3/10/2002 | 337,946 | 205,648 |
| 11-Mar-2002 | 2002 | 6 | 3 | MAR | 11 | 3/11/2002 | 321,666 | 198,678 |
| 12-Mar-2002 | 2002 | 6 | 3 | MAR | 12 | 3/12/2002 | 328,586 | 201,650 |
| 13-Mar-2002 | 2002 | 6 | 3 | MAR | 13 | 3/13/2002 | 313,736 | 189,568 |
| 14-Mar-2002 | 2002 | 6 | 3 | MAR | 14 | 3/14/2002 | 317,678 | 186,706 |
| 15-Mar-2002 | 2002 | 6 | 3 | MAR | 15 | 3/15/2002 | 329,643 | 190,278 |
| 16-Mar-2002 | 2002 | 6 | 3 | MAR | 16 | 3/16/2002 | 347,544 | 201,468 |
| 17-Mar-2002 | 2002 | 6 | 3 | MAR | 17 | 3/17/2002 | 338,239 | 194,691 |
| 18-Mar-2002 | 2002 | 6 | 3 | MAR | 18 | 3/18/2002 | 309,075 | 177,020 |
| 19-Mar-2002 | 2002 | 6 | 3 | MAR | 19 | 3/19/2002 | 296,791 | 167,060 |
| 20-Mar-2002 | 2002 | 6 | 3 | MAR | 20 | 3/20/2002 | 309,420 | 172,337 |
| 21-Mar-2002 | 2002 | 6 | 3 | MAR | 21 | 3/21/2002 | 308,274 | 181,962 |
| 22-Mar-2002 | 2002 | 6 | 3 | MAR | 22 | 3/22/2002 | 335,368 | 196,971 |
| 23-Mar-2002 | 2002 | 6 | 3 | MAR | 23 | 3/23/2002 | 359,253 | 212,146 |
| 24-Mar-2002 | 2002 | 6 | 3 | MAR | 24 | 3/24/2002 | 368,879 | 221,900 |
| 25-Mar-2002 | 2002 | 6 | 3 | MAR | 25 | 3/25/2002 | 368,988 | 229,387 |
| 26-Mar-2002 | 2002 | 6 | 3 | MAR | 26 | 3/26/2002 | 370,194 | 230,761 |
| 27-Mar-2002 | 2002 | 6 | 3 | MAR | 27 | 3/27/2002 | 367,846 | 231,464 |
| 28-Mar-2002 | 2002 | 6 | 3 | MAR | 28 | 3/28/2002 | 368,048 | 232,618 |
| 29-Mar-2002 | 2002 | 6 | 3 | MAR | 29 | 3/29/2002 | 388,773 | 240,494 |
| 30-Mar-2002 | 2002 | 6 | 3 | MAR | 30 | 3/30/2002 | 396,714 | 242,384 |
| 31-Mar-2002 | 2002 | 6 | 3 | MAR | 31 | 3/31/2002 | 373,889 | 219,522 |
| 01-Apr-2002 | 2002 | 7 | 4 | APR | 1  | 4/1/2002  | 357,152 | 214,503 |
| 02-Apr-2002 | 2002 | 7 | 4 | APR | 2  | 4/2/2002  | 337,151 | 210,272 |
| 03-Apr-2002 | 2002 | 7 | 4 | APR | 3  | 4/3/2002  | 320,551 | 194,302 |
| 04-Apr-2002 | 2002 | 7 | 4 | APR | 4  | 4/4/2002  | 328,738 | 196,859 |
| 05-Apr-2002 | 2002 | 7 | 4 | APR | 5  | 4/5/2002  | 329,285 | 182,617 |
| 06-Apr-2002 | 2002 | 7 | 4 | APR | 6  | 4/6/2002  | 328,507 | 176,203 |
| 07-Apr-2002 | 2002 | 7 | 4 | APR | 7  | 4/7/2002  | 315,003 | 156,282 |
| 08-Apr-2002 | 2002 | 7 | 4 | APR | 8  | 4/8/2002  | 292,250 | 133,391 |
| 09-Apr-2002 | 2002 | 7 | 4 | APR | 9  | 4/9/2002  | 285,003 | 130,718 |
| 10-Apr-2002 | 2002 | 7 | 4 | APR | 10 | 4/10/2002 | 279,950 | 135,811 |
| 11-Apr-2002 | 2002 | 7 | 4 | APR | 11 | 4/11/2002 | 256,340 | 117,244 |
| 12-Apr-2002 | 2002 | 7 | 4 | APR | 12 | 4/12/2002 | 263,723 | 118,482 |
| 13-Apr-2002 | 2002 | 7 | 4 | APR | 13 | 4/13/2002 | 284,682 | 130,390 |
| 14-Apr-2002 | 2002 | 7 | 4 | APR | 14 | 4/14/2002 | 297,658 | 130,941 |
| 15-Apr-2002 | 2002 | 7 | 4 | APR | 15 | 4/15/2002 | 235,749 | 80,979  |
| 16-Apr-2002 | 2002 | 7 | 4 | APR | 16 | 4/16/2002 | 204,239 | 64,062  |

|             |      |    |   |     |    |           |         |         |
|-------------|------|----|---|-----|----|-----------|---------|---------|
| 17-Apr-2002 | 2002 | 7  | 4 | APR | 17 | 4/17/2002 | 258,471 | 127,373 |
| 18-Apr-2002 | 2002 | 7  | 4 | APR | 18 | 4/18/2002 | 187,655 | 60,048  |
| 19-Apr-2002 | 2002 | 7  | 4 | APR | 19 | 4/19/2002 | 173,583 | 50,831  |
| 20-Apr-2002 | 2002 | 7  | 4 | APR | 20 | 4/20/2002 | 167,153 | 47,342  |
| 21-Apr-2002 | 2002 | 7  | 4 | APR | 21 | 4/21/2002 | 164,359 | 47,182  |
| 22-Apr-2002 | 2002 | 7  | 4 | APR | 22 | 4/22/2002 | 202,227 | 58,757  |
| 23-Apr-2002 | 2002 | 7  | 4 | APR | 23 | 4/23/2002 | 180,724 | 61,533  |
| 24-Apr-2002 | 2002 | 7  | 4 | APR | 24 | 4/24/2002 | 172,082 | 56,658  |
| 25-Apr-2002 | 2002 | 7  | 4 | APR | 25 | 4/25/2002 | 161,265 | 61,371  |
| 26-Apr-2002 | 2002 | 7  | 4 | APR | 26 | 4/26/2002 | 162,407 | 54,585  |
| 27-Apr-2002 | 2002 | 7  | 4 | APR | 27 | 4/27/2002 | 165,369 | 54,070  |
| 28-Apr-2002 | 2002 | 7  | 4 | APR | 28 | 4/28/2002 | 167,996 | 55,283  |
| 29-Apr-2002 | 2002 | 7  | 4 | APR | 29 | 4/29/2002 | 176,829 | 67,753  |
| 30-Apr-2002 | 2002 | 7  | 4 | APR | 30 | 4/30/2002 | 181,488 | 68,874  |
| 01-May-2002 | 2002 | 8  | 5 | MAY | 1  | 5/1/2002  | 178,968 | 68,357  |
| 02-May-2002 | 2002 | 8  | 5 | MAY | 2  | 5/2/2002  | 169,511 | 64,197  |
| 03-May-2002 | 2002 | 8  | 5 | MAY | 3  | 5/3/2002  | 179,407 | 68,175  |
| 04-May-2002 | 2002 | 8  | 5 | MAY | 4  | 5/4/2002  | 178,215 | 70,078  |
| 05-May-2002 | 2002 | 8  | 5 | MAY | 5  | 5/5/2002  | 197,582 | 81,582  |
| 06-May-2002 | 2002 | 8  | 5 | MAY | 6  | 5/6/2002  | 202,822 | 84,130  |
| 07-May-2002 | 2002 | 8  | 5 | MAY | 7  | 5/7/2002  | 204,486 | 73,739  |
| 08-May-2002 | 2002 | 8  | 5 | MAY | 8  | 5/8/2002  | 196,861 | 67,913  |
| 09-May-2002 | 2002 | 8  | 5 | MAY | 9  | 5/9/2002  | 184,744 | 66,182  |
| 10-May-2002 | 2002 | 8  | 5 | MAY | 10 | 5/10/2002 | 195,115 | 61,578  |
| 11-May-2002 | 2002 | 8  | 5 | MAY | 11 | 5/11/2002 | 201,799 | 61,692  |
| 12-May-2002 | 2002 | 8  | 5 | MAY | 12 | 5/12/2002 | 217,722 | 80,763  |
| 13-May-2002 | 2002 | 8  | 5 | MAY | 13 | 5/13/2002 | 219,544 | 92,188  |
| 14-May-2002 | 2002 | 8  | 5 | MAY | 14 | 5/14/2002 | 224,319 | 99,147  |
| 15-May-2002 | 2002 | 8  | 5 | MAY | 15 | 5/15/2002 | 221,382 | 97,217  |
| 16-May-2002 | 2002 | 8  | 5 | MAY | 16 | 5/16/2002 | 215,062 | 96,823  |
| 17-May-2002 | 2002 | 8  | 5 | MAY | 17 | 5/17/2002 | 197,519 | 83,968  |
| 18-May-2002 | 2002 | 8  | 5 | MAY | 18 | 5/18/2002 | 198,995 | 86,784  |
| 19-May-2002 | 2002 | 8  | 5 | MAY | 19 | 5/19/2002 | 210,171 | 96,714  |
| 20-May-2002 | 2002 | 8  | 5 | MAY | 20 | 5/20/2002 | 224,919 | 108,112 |
| 21-May-2002 | 2002 | 8  | 5 | MAY | 21 | 5/21/2002 | 215,732 | 108,529 |
| 22-May-2002 | 2002 | 8  | 5 | MAY | 22 | 5/22/2002 | 256,423 | 119,556 |
| 23-May-2002 | 2002 | 8  | 5 | MAY | 23 | 5/23/2002 | 237,323 | 110,271 |
| 24-May-2002 | 2002 | 8  | 5 | MAY | 24 | 5/24/2002 | 236,902 | 115,278 |
| 25-May-2002 | 2002 | 8  | 5 | MAY | 25 | 5/25/2002 | 227,238 | 111,087 |
| 26-May-2002 | 2002 | 8  | 5 | MAY | 26 | 5/26/2002 | 236,898 | 112,400 |
| 27-May-2002 | 2002 | 8  | 5 | MAY | 27 | 5/27/2002 | 232,179 | 109,568 |
| 28-May-2002 | 2002 | 8  | 5 | MAY | 28 | 5/28/2002 | 223,046 | 113,405 |
| 29-May-2002 | 2002 | 8  | 5 | MAY | 29 | 5/29/2002 | 216,761 | 110,008 |
| 30-May-2002 | 2002 | 8  | 5 | MAY | 30 | 5/30/2002 | 230,942 | 115,972 |
| 31-May-2002 | 2002 | 8  | 5 | MAY | 31 | 5/31/2002 | 266,056 | 139,979 |
| 01-Jun-2002 | 2002 | 9  | 6 | JUN | 1  | 6/1/2002  | 268,451 | 124,433 |
| 02-Jun-2002 | 2002 | 9  | 6 | JUN | 2  | 6/2/2002  | 298,173 | 135,369 |
| 03-Jun-2002 | 2002 | 9  | 6 | JUN | 3  | 6/3/2002  | 264,065 | 123,452 |
| 04-Jun-2002 | 2002 | 9  | 6 | JUN | 4  | 6/4/2002  | 234,252 | 104,865 |
| 05-Jun-2002 | 2002 | 9  | 6 | JUN | 5  | 6/5/2002  | 231,409 | 103,418 |
| 06-Jun-2002 | 2002 | 9  | 6 | JUN | 6  | 6/6/2002  | 232,490 | 105,072 |
| 07-Jun-2002 | 2002 | 9  | 6 | JUN | 7  | 6/7/2002  | 245,501 | 116,916 |
| 08-Jun-2002 | 2002 | 9  | 6 | JUN | 8  | 6/8/2002  | 271,978 | 138,055 |
| 09-Jun-2002 | 2002 | 9  | 6 | JUN | 9  | 6/9/2002  | 270,910 | 140,042 |
| 10-Jun-2002 | 2002 | 9  | 6 | JUN | 10 | 6/10/2002 | 274,044 | 141,220 |
| 11-Jun-2002 | 2002 | 9  | 6 | JUN | 11 | 6/11/2002 | 270,279 | 138,628 |
| 12-Jun-2002 | 2002 | 9  | 6 | JUN | 12 | 6/12/2002 | 254,836 | 124,026 |
| 13-Jun-2002 | 2002 | 9  | 6 | JUN | 13 | 6/13/2002 | 238,895 | 107,632 |
| 14-Jun-2002 | 2002 | 9  | 6 | JUN | 14 | 6/14/2002 | 242,433 | 103,381 |
| 15-Jun-2002 | 2002 | 9  | 6 | JUN | 15 | 6/15/2002 | 242,637 | 105,458 |
| 16-Jun-2002 | 2002 | 9  | 6 | JUN | 16 | 6/16/2002 | 235,401 | 94,550  |
| 17-Jun-2002 | 2002 | 9  | 6 | JUN | 17 | 6/17/2002 | 229,545 | 85,076  |
| 18-Jun-2002 | 2002 | 9  | 6 | JUN | 18 | 6/18/2002 | 253,944 | 111,301 |
| 19-Jun-2002 | 2002 | 9  | 6 | JUN | 19 | 6/19/2002 | 258,164 | 120,588 |
| 20-Jun-2002 | 2002 | 9  | 6 | JUN | 20 | 6/20/2002 | 267,113 | 129,699 |
| 21-Jun-2002 | 2002 | 9  | 6 | JUN | 21 | 6/21/2002 | 264,288 | 118,047 |
| 22-Jun-2002 | 2002 | 9  | 6 | JUN | 22 | 6/22/2002 | 265,333 | 117,674 |
| 23-Jun-2002 | 2002 | 9  | 6 | JUN | 23 | 6/23/2002 | 256,124 | 104,774 |
| 24-Jun-2002 | 2002 | 9  | 6 | JUN | 24 | 6/24/2002 | 249,967 | 104,146 |
| 25-Jun-2002 | 2002 | 9  | 6 | JUN | 25 | 6/25/2002 | 238,023 | 90,901  |
| 26-Jun-2002 | 2002 | 9  | 6 | JUN | 26 | 6/26/2002 | 246,435 | 98,611  |
| 27-Jun-2002 | 2002 | 9  | 6 | JUN | 27 | 6/27/2002 | 240,274 | 91,742  |
| 28-Jun-2002 | 2002 | 9  | 6 | JUN | 28 | 6/28/2002 | 246,564 | 99,713  |
| 29-Jun-2002 | 2002 | 9  | 6 | JUN | 29 | 6/29/2002 | 272,657 | 113,506 |
| 30-Jun-2002 | 2002 | 9  | 6 | JUN | 30 | 6/30/2002 | 261,722 | 104,833 |
| 01-Jul-2002 | 2002 | 10 | 7 | JUL | 1  | 7/1/2002  | 253,195 | 98,220  |
| 02-Jul-2002 | 2002 | 10 | 7 | JUL | 2  | 7/2/2002  | 262,752 | 100,936 |
| 03-Jul-2002 | 2002 | 10 | 7 | JUL | 3  | 7/3/2002  | 271,591 | 112,439 |
| 04-Jul-2002 | 2002 | 10 | 7 | JUL | 4  | 7/4/2002  | 291,605 | 110,641 |



|             |      |    |   |     |    |           |         |         |
|-------------|------|----|---|-----|----|-----------|---------|---------|
| 05-Jul-2002 | 2002 | 10 | 7 | JUL | 5  | 7/5/2002  | 294,499 | 114,849 |
| 06-Jul-2002 | 2002 | 10 | 7 | JUL | 6  | 7/6/2002  | 307,969 | 132,678 |
| 07-Jul-2002 | 2002 | 10 | 7 | JUL | 7  | 7/7/2002  | 312,215 | 140,450 |
| 08-Jul-2002 | 2002 | 10 | 7 | JUL | 8  | 7/8/2002  | 291,302 | 126,859 |
| 09-Jul-2002 | 2002 | 10 | 7 | JUL | 9  | 7/9/2002  | 284,515 | 121,502 |
| 10-Jul-2002 | 2002 | 10 | 7 | JUL | 10 | 7/10/2002 | 276,522 | 120,341 |
| 11-Jul-2002 | 2002 | 10 | 7 | JUL | 11 | 7/11/2002 | 271,991 | 112,087 |
| 12-Jul-2002 | 2002 | 10 | 7 | JUL | 12 | 7/12/2002 | 270,587 | 101,552 |
| 13-Jul-2002 | 2002 | 10 | 7 | JUL | 13 | 7/13/2002 | 248,718 | 88,916  |
| 14-Jul-2002 | 2002 | 10 | 7 | JUL | 14 | 7/14/2002 | 249,939 | 93,989  |
| 15-Jul-2002 | 2002 | 10 | 7 | JUL | 15 | 7/15/2002 | 256,900 | 97,706  |
| 16-Jul-2002 | 2002 | 10 | 7 | JUL | 16 | 7/16/2002 | 247,180 | 105,609 |
| 17-Jul-2002 | 2002 | 10 | 7 | JUL | 17 | 7/17/2002 | 257,670 | 108,443 |
| 18-Jul-2002 | 2002 | 10 | 7 | JUL | 18 | 7/18/2002 | 268,170 | 112,682 |
| 19-Jul-2002 | 2002 | 10 | 7 | JUL | 19 | 7/19/2002 | 271,440 | 116,348 |
| 20-Jul-2002 | 2002 | 10 | 7 | JUL | 20 | 7/20/2002 | 271,965 | 116,869 |
| 21-Jul-2002 | 2002 | 10 | 7 | JUL | 21 | 7/21/2002 | 256,425 | 96,512  |
| 22-Jul-2002 | 2002 | 10 | 7 | JUL | 22 | 7/22/2002 | 247,290 | 86,275  |
| 23-Jul-2002 | 2002 | 10 | 7 | JUL | 23 | 7/23/2002 | 242,865 | 87,143  |
| 24-Jul-2002 | 2002 | 10 | 7 | JUL | 24 | 7/24/2002 | 252,985 | 84,608  |
| 25-Jul-2002 | 2002 | 10 | 7 | JUL | 25 | 7/25/2002 | 269,522 | 101,836 |
| 26-Jul-2002 | 2002 | 10 | 7 | JUL | 26 | 7/26/2002 | 279,912 | 115,019 |
| 27-Jul-2002 | 2002 | 10 | 7 | JUL | 27 | 7/27/2002 | 286,181 | 124,433 |
| 28-Jul-2002 | 2002 | 10 | 7 | JUL | 28 | 7/28/2002 | 289,802 | 117,494 |
| 29-Jul-2002 | 2002 | 10 | 7 | JUL | 29 | 7/29/2002 | 269,754 | 111,269 |
| 30-Jul-2002 | 2002 | 10 | 7 | JUL | 30 | 7/30/2002 | 272,415 | 117,181 |
| 31-Jul-2002 | 2002 | 10 | 7 | JUL | 31 | 7/31/2002 | 286,546 | 136,009 |
| 01-Aug-2002 | 2002 | 11 | 8 | AUG | 1  | 8/1/2002  | 275,412 | 141,307 |
| 02-Aug-2002 | 2002 | 11 | 8 | AUG | 2  | 8/2/2002  | 276,842 | 142,860 |
| 03-Aug-2002 | 2002 | 11 | 8 | AUG | 3  | 8/3/2002  | 286,879 | 167,985 |
| 04-Aug-2002 | 2002 | 11 | 8 | AUG | 4  | 8/4/2002  | 245,835 | 127,781 |
| 05-Aug-2002 | 2002 | 11 | 8 | AUG | 5  | 8/5/2002  | 258,748 | 96,395  |
| 06-Aug-2002 | 2002 | 11 | 8 | AUG | 6  | 8/6/2002  | 265,145 | 94,004  |
| 07-Aug-2002 | 2002 | 11 | 8 | AUG | 7  | 8/7/2002  | 235,481 | 83,878  |
| 08-Aug-2002 | 2002 | 11 | 8 | AUG | 8  | 8/8/2002  | 246,581 | 94,262  |
| 09-Aug-2002 | 2002 | 11 | 8 | AUG | 9  | 8/9/2002  | 258,794 | 91,468  |
| 10-Aug-2002 | 2002 | 11 | 8 | AUG | 10 | 8/10/2002 | 265,841 | 90,938  |
| 11-Aug-2002 | 2002 | 11 | 8 | AUG | 11 | 8/11/2002 | 274,356 | 101,617 |
| 12-Aug-2002 | 2002 | 11 | 8 | AUG | 12 | 8/12/2002 | 258,946 | 108,007 |
| 13-Aug-2002 | 2002 | 11 | 8 | AUG | 13 | 8/13/2002 | 265,135 | 100,581 |
| 14-Aug-2002 | 2002 | 11 | 8 | AUG | 14 | 8/14/2002 | 234,715 | 79,366  |
| 15-Aug-2002 | 2002 | 11 | 8 | AUG | 15 | 8/15/2002 | 236,587 | 79,848  |
| 16-Aug-2002 | 2002 | 11 | 8 | AUG | 16 | 8/16/2002 | 248,975 | 99,510  |
| 17-Aug-2002 | 2002 | 11 | 8 | AUG | 17 | 8/17/2002 | 263,467 | 109,083 |
| 18-Aug-2002 | 2002 | 11 | 8 | AUG | 18 | 8/18/2002 | 262,728 | 103,148 |
| 19-Aug-2002 | 2002 | 11 | 8 | AUG | 19 | 8/19/2002 | 252,150 | 96,340  |
| 20-Aug-2002 | 2002 | 11 | 8 | AUG | 20 | 8/20/2002 | 254,353 | 101,586 |
| 21-Aug-2002 | 2002 | 11 | 8 | AUG | 21 | 8/21/2002 | 242,300 | 91,856  |
| 22-Aug-2002 | 2002 | 11 | 8 | AUG | 22 | 8/22/2002 | 232,564 | 91,662  |
| 23-Aug-2002 | 2002 | 11 | 8 | AUG | 23 | 8/23/2002 | 222,892 | 85,762  |
| 24-Aug-2002 | 2002 | 11 | 8 | AUG | 24 | 8/24/2002 | 216,851 | 86,528  |
| 25-Aug-2002 | 2002 | 11 | 8 | AUG | 25 | 8/25/2002 | 211,911 | 87,557  |
| 26-Aug-2002 | 2002 | 11 | 8 | AUG | 26 | 8/26/2002 | 220,474 | 81,612  |
| 27-Aug-2002 | 2002 | 11 | 8 | AUG | 27 | 8/27/2002 | 213,927 | 82,863  |
| 28-Aug-2002 | 2002 | 11 | 8 | AUG | 28 | 8/28/2002 | 206,296 | 78,115  |
| 29-Aug-2002 | 2002 | 11 | 8 | AUG | 29 | 8/29/2002 | 197,704 | 71,641  |
| 30-Aug-2002 | 2002 | 11 | 8 | AUG | 30 | 8/30/2002 | 211,900 | 79,290  |
| 31-Aug-2002 | 2002 | 11 | 8 | AUG | 31 | 8/31/2002 | 217,464 | 84,215  |
| 01-Sep-2002 | 2002 | 12 | 9 | SEP | 1  | 9/1/2002  | 217,290 | 86,008  |
| 02-Sep-2002 | 2002 | 12 | 9 | SEP | 2  | 9/2/2002  | 214,931 | 79,665  |
| 03-Sep-2002 | 2002 | 12 | 9 | SEP | 3  | 9/3/2002  | 193,023 | 73,232  |
| 04-Sep-2002 | 2002 | 12 | 9 | SEP | 4  | 9/4/2002  | 183,695 | 65,978  |
| 05-Sep-2002 | 2002 | 12 | 9 | SEP | 5  | 9/5/2002  | 190,477 | 72,206  |
| 06-Sep-2002 | 2002 | 12 | 9 | SEP | 6  | 9/6/2002  | 202,766 | 79,440  |
| 07-Sep-2002 | 2002 | 12 | 9 | SEP | 7  | 9/7/2002  | 199,569 | 77,129  |
| 08-Sep-2002 | 2002 | 12 | 9 | SEP | 8  | 9/8/2002  | 184,351 | 68,383  |
| 09-Sep-2002 | 2002 | 12 | 9 | SEP | 9  | 9/9/2002  | 184,296 | 66,914  |
| 10-Sep-2002 | 2002 | 12 | 9 | SEP | 10 | 9/10/2002 | 180,360 | 69,780  |
| 11-Sep-2002 | 2002 | 12 | 9 | SEP | 11 | 9/11/2002 | 191,750 | 78,453  |
| 12-Sep-2002 | 2002 | 12 | 9 | SEP | 12 | 9/12/2002 | 197,182 | 83,718  |
| 13-Sep-2002 | 2002 | 12 | 9 | SEP | 13 | 9/13/2002 | 182,120 | 77,740  |
| 14-Sep-2002 | 2002 | 12 | 9 | SEP | 14 | 9/14/2002 | 186,150 | 74,585  |
| 15-Sep-2002 | 2002 | 12 | 9 | SEP | 15 | 9/15/2002 | 194,491 | 80,995  |
| 16-Sep-2002 | 2002 | 12 | 9 | SEP | 16 | 9/16/2002 | 203,839 | 61,392  |
| 17-Sep-2002 | 2002 | 12 | 9 | SEP | 17 | 9/17/2002 | 224,073 | 102,948 |
| 18-Sep-2002 | 2002 | 12 | 9 | SEP | 18 | 9/18/2002 | 220,642 | 117,186 |
| 19-Sep-2002 | 2002 | 12 | 9 | SEP | 19 | 9/19/2002 | 221,944 | 116,778 |
| 20-Sep-2002 | 2002 | 12 | 9 | SEP | 20 | 9/20/2002 | 212,374 | 109,116 |
| 21-Sep-2002 | 2002 | 12 | 9 | SEP | 21 | 9/21/2002 | 167,481 | 89,277  |

|             |      |    |    |     |    |            |         |         |
|-------------|------|----|----|-----|----|------------|---------|---------|
| 22-Sep-2002 | 2002 | 12 | 9  | SEP | 22 | 9/22/2002  | 204,078 | 88,871  |
| 23-Sep-2002 | 2002 | 12 | 9  | SEP | 23 | 9/23/2002  | 202,288 | 87,026  |
| 24-Sep-2002 | 2002 | 12 | 9  | SEP | 24 | 9/24/2002  | 188,401 | 80,525  |
| 25-Sep-2002 | 2002 | 12 | 9  | SEP | 25 | 9/25/2002  | 187,839 | 81,495  |
| 26-Sep-2002 | 2002 | 12 | 9  | SEP | 26 | 9/26/2002  | 173,188 | 69,493  |
| 27-Sep-2002 | 2002 | 12 | 9  | SEP | 27 | 9/27/2002  | 177,257 | 69,940  |
| 28-Sep-2002 | 2002 | 12 | 9  | SEP | 28 | 9/28/2002  | 175,983 | 69,358  |
| 29-Sep-2002 | 2002 | 12 | 9  | SEP | 29 | 9/29/2002  | 172,304 | 64,308  |
| 30-Sep-2002 | 2002 | 12 | 9  | SEP | 30 | 9/30/2002  | 149,521 | 48,343  |
| 01-Oct-2002 | 2002 | 1  | 10 | OCT | 1  | 10/1/2002  | 159,124 | 64,235  |
| 02-Oct-2002 | 2002 | 1  | 10 | OCT | 2  | 10/2/2002  | 143,363 | 38,598  |
| 03-Oct-2002 | 2002 | 1  | 10 | OCT | 3  | 10/3/2002  | 141,391 | 45,437  |
| 04-Oct-2002 | 2002 | 1  | 10 | OCT | 4  | 10/4/2002  | 140,838 | 44,032  |
| 05-Oct-2002 | 2002 | 1  | 10 | OCT | 5  | 10/5/2002  | 138,490 | 41,811  |
| 06-Oct-2002 | 2002 | 1  | 10 | OCT | 6  | 10/6/2002  | 133,137 | 42,237  |
| 07-Oct-2002 | 2002 | 1  | 10 | OCT | 7  | 10/7/2002  | 137,742 | 48,145  |
| 08-Oct-2002 | 2002 | 1  | 10 | OCT | 8  | 10/8/2002  | 142,105 | 49,969  |
| 09-Oct-2002 | 2002 | 1  | 10 | OCT | 9  | 10/9/2002  | 138,961 | 98,792  |
| 10-Oct-2002 | 2002 | 1  | 10 | OCT | 10 | 10/10/2002 | 149,659 | 67,724  |
| 11-Oct-2002 | 2002 | 1  | 10 | OCT | 11 | 10/11/2002 | 127,873 | 41,608  |
| 12-Oct-2002 | 2002 | 1  | 10 | OCT | 12 | 10/12/2002 | 118,562 | 40,213  |
| 13-Oct-2002 | 2002 | 1  | 10 | OCT | 13 | 10/13/2002 | 121,222 | 42,545  |
| 14-Oct-2002 | 2002 | 1  | 10 | OCT | 14 | 10/14/2002 | 134,222 | 48,225  |
| 15-Oct-2002 | 2002 | 1  | 10 | OCT | 15 | 10/15/2002 | 136,662 | 53,933  |
| 16-Oct-2002 | 2002 | 1  | 10 | OCT | 16 | 10/16/2002 | 124,518 | 46,349  |
| 17-Oct-2002 | 2002 | 1  | 10 | OCT | 17 | 10/17/2002 | 122,857 | 48,311  |
| 18-Oct-2002 | 2002 | 1  | 10 | OCT | 18 | 10/18/2002 | 126,256 | 44,952  |
| 19-Oct-2002 | 2002 | 1  | 10 | OCT | 19 | 10/19/2002 | 124,348 | 47,058  |
| 20-Oct-2002 | 2002 | 1  | 10 | OCT | 20 | 10/20/2002 | 122,699 | 44,810  |
| 21-Oct-2002 | 2002 | 1  | 10 | OCT | 21 | 10/21/2002 | 132,452 | 53,899  |
| 22-Oct-2002 | 2002 | 1  | 10 | OCT | 22 | 10/22/2002 | 171,889 | 101,171 |
| 23-Oct-2002 | 2002 | 1  | 10 | OCT | 23 | 10/23/2002 | 150,869 | 56,911  |
| 24-Oct-2002 | 2002 | 1  | 10 | OCT | 24 | 10/24/2002 | 125,552 | 40,352  |
| 25-Oct-2002 | 2002 | 1  | 10 | OCT | 25 | 10/25/2002 | 127,326 | 48,900  |
| 26-Oct-2002 | 2002 | 1  | 10 | OCT | 26 | 10/26/2002 | 128,213 | 46,950  |
| 27-Oct-2002 | 2002 | 1  | 10 | OCT | 27 | 10/27/2002 | 120,695 | 41,923  |
| 28-Oct-2002 | 2002 | 1  | 10 | OCT | 28 | 10/28/2002 | 126,242 | 49,905  |
| 29-Oct-2002 | 2002 | 1  | 10 | OCT | 29 | 10/29/2002 | 129,180 | 54,462  |
| 30-Oct-2002 | 2002 | 1  | 10 | OCT | 30 | 10/30/2002 | 127,852 | 54,544  |
| 31-Oct-2002 | 2002 | 1  | 10 | OCT | 31 | 10/31/2002 | 123,445 | 47,632  |
| 01-Nov-2002 | 2002 | 2  | 11 | NOV | 1  | 11/1/2002  | 127,481 | 52,126  |
| 02-Nov-2002 | 2002 | 2  | 11 | NOV | 2  | 11/2/2002  | 138,947 | 68,799  |
| 03-Nov-2002 | 2002 | 2  | 11 | NOV | 3  | 11/3/2002  | 147,630 | 67,291  |
| 04-Nov-2002 | 2002 | 2  | 11 | NOV | 4  | 11/4/2002  | 130,450 | 60,934  |
| 05-Nov-2002 | 2002 | 2  | 11 | NOV | 5  | 11/5/2002  | 140,748 | 49,495  |
| 06-Nov-2002 | 2002 | 2  | 11 | NOV | 6  | 11/6/2002  | 121,439 | 49,101  |
| 07-Nov-2002 | 2002 | 2  | 11 | NOV | 7  | 11/7/2002  | 116,465 | 49,606  |
| 08-Nov-2002 | 2002 | 2  | 11 | NOV | 8  | 11/8/2002  | 124,224 | 47,785  |
| 09-Nov-2002 | 2002 | 2  | 11 | NOV | 9  | 11/9/2002  | 121,943 | 47,822  |
| 10-Nov-2002 | 2002 | 2  | 11 | NOV | 10 | 11/10/2002 | 123,964 | 48,432  |
| 11-Nov-2002 | 2002 | 2  | 11 | NOV | 11 | 11/11/2002 | 125,662 | 49,151  |
| 12-Nov-2002 | 2002 | 2  | 11 | NOV | 12 | 11/12/2002 | 119,890 | 52,233  |
| 13-Nov-2002 | 2002 | 2  | 11 | NOV | 13 | 11/13/2002 | 118,583 | 47,951  |
| 14-Nov-2002 | 2002 | 2  | 11 | NOV | 14 | 11/14/2002 | 149,637 | 69,642  |
| 15-Nov-2002 | 2002 | 2  | 11 | NOV | 15 | 11/15/2002 | 123,847 | 45,142  |
| 16-Nov-2002 | 2002 | 2  | 11 | NOV | 16 | 11/16/2002 | 125,336 | 44,678  |
| 17-Nov-2002 | 2002 | 2  | 11 | NOV | 17 | 11/17/2002 | 129,890 | 42,567  |
| 18-Nov-2002 | 2002 | 2  | 11 | NOV | 18 | 11/18/2002 | 129,251 | 47,617  |
| 19-Nov-2002 | 2002 | 2  | 11 | NOV | 19 | 11/19/2002 | 133,319 | 46,679  |
| 20-Nov-2002 | 2002 | 2  | 11 | NOV | 20 | 11/20/2002 | 125,413 | 46,808  |
| 21-Nov-2002 | 2002 | 2  | 11 | NOV | 21 | 11/21/2002 | 148,237 | 49,704  |
| 22-Nov-2002 | 2002 | 2  | 11 | NOV | 22 | 11/22/2002 | 117,796 | 44,368  |
| 23-Nov-2002 | 2002 | 2  | 11 | NOV | 23 | 11/23/2002 | 124,259 | 49,646  |
| 24-Nov-2002 | 2002 | 2  | 11 | NOV | 24 | 11/24/2002 | 138,379 | 59,676  |
| 25-Nov-2002 | 2002 | 2  | 11 | NOV | 25 | 11/25/2002 | 154,746 | 61,804  |
| 26-Nov-2002 | 2002 | 2  | 11 | NOV | 26 | 11/26/2002 | 141,568 | 61,352  |
| 27-Nov-2002 | 2002 | 2  | 11 | NOV | 27 | 11/27/2002 | 144,863 | 61,027  |
| 28-Nov-2002 | 2002 | 2  | 11 | NOV | 28 | 11/28/2002 | 164,134 | 69,534  |
| 29-Nov-2002 | 2002 | 2  | 11 | NOV | 29 | 11/29/2002 | 174,072 | 81,009  |
| 30-Nov-2002 | 2002 | 2  | 11 | NOV | 30 | 11/30/2002 | 163,015 | 70,665  |
| 01-Dec-2002 | 2002 | 3  | 12 | DEC | 1  | 12/1/2002  | 157,203 | 70,025  |
| 02-Dec-2002 | 2002 | 3  | 12 | DEC | 2  | 12/2/2002  | 154,502 | 66,896  |
| 03-Dec-2002 | 2002 | 3  | 12 | DEC | 3  | 12/3/2002  | 155,625 | 70,446  |
| 04-Dec-2002 | 2002 | 3  | 12 | DEC | 4  | 12/4/2002  | 163,262 | 76,871  |
| 05-Dec-2002 | 2002 | 3  | 12 | DEC | 5  | 12/5/2002  | 168,655 | 80,559  |
| 06-Dec-2002 | 2002 | 3  | 12 | DEC | 6  | 12/6/2002  | 171,353 | 85,663  |
| 07-Dec-2002 | 2002 | 3  | 12 | DEC | 7  | 12/7/2002  | 173,574 | 86,856  |
| 08-Dec-2002 | 2002 | 3  | 12 | DEC | 8  | 12/8/2002  | 172,812 | 79,507  |
| 09-Dec-2002 | 2002 | 3  | 12 | DEC | 9  | 12/9/2002  | 170,119 | 73,929  |

|             |      |   |    |     |    |            |         |         |
|-------------|------|---|----|-----|----|------------|---------|---------|
| 10-Dec-2002 | 2002 | 3 | 12 | DEC | 10 | 12/10/2002 | 171,135 | 83,246  |
| 11-Dec-2002 | 2002 | 3 | 12 | DEC | 11 | 12/11/2002 | 164,986 | 78,685  |
| 12-Dec-2002 | 2002 | 3 | 12 | DEC | 12 | 12/12/2002 | 169,747 | 78,889  |
| 13-Dec-2002 | 2002 | 3 | 12 | DEC | 13 | 12/13/2002 | 167,507 | 76,484  |
| 14-Dec-2002 | 2002 | 3 | 12 | DEC | 14 | 12/14/2002 | 197,311 | 103,930 |
| 15-Dec-2002 | 2002 | 3 | 12 | DEC | 15 | 12/15/2002 | 250,812 | 144,436 |
| 16-Dec-2002 | 2002 | 3 | 12 | DEC | 16 | 12/16/2002 | 222,778 | 126,506 |
| 17-Dec-2002 | 2002 | 3 | 12 | DEC | 17 | 12/17/2002 | 222,689 | 126,958 |
| 18-Dec-2002 | 2002 | 3 | 12 | DEC | 18 | 12/18/2002 | 224,238 | 130,798 |
| 19-Dec-2002 | 2002 | 3 | 12 | DEC | 19 | 12/19/2002 | 234,454 | 138,097 |
| 20-Dec-2002 | 2002 | 3 | 12 | DEC | 20 | 12/20/2002 | 226,733 | 128,097 |
| 21-Dec-2002 | 2002 | 3 | 12 | DEC | 21 | 12/21/2002 | 233,365 | 132,693 |
| 22-Dec-2002 | 2002 | 3 | 12 | DEC | 22 | 12/22/2002 | 269,116 | 151,701 |
| 23-Dec-2002 | 2002 | 3 | 12 | DEC | 23 | 12/23/2002 | 289,990 | 163,562 |
| 24-Dec-2002 | 2002 | 3 | 12 | DEC | 24 | 12/24/2002 | 311,565 | 171,264 |
| 25-Dec-2002 | 2002 | 3 | 12 | DEC | 25 | 12/25/2002 | 291,642 | 153,368 |
| 26-Dec-2002 | 2002 | 3 | 12 | DEC | 26 | 12/26/2002 | 348,287 | 173,203 |
| 27-Dec-2002 | 2002 | 3 | 12 | DEC | 27 | 12/27/2002 | 360,266 | 211,411 |
| 28-Dec-2002 | 2002 | 3 | 12 | DEC | 28 | 12/28/2002 | 403,549 | 233,108 |
| 29-Dec-2002 | 2002 | 3 | 12 | DEC | 29 | 12/29/2002 | 412,729 | 239,195 |
| 30-Dec-2002 | 2002 | 3 | 12 | DEC | 30 | 12/30/2002 | 405,699 | 238,453 |
| 31-Dec-2002 | 2002 | 3 | 12 | DEC | 31 | 12/31/2002 | 416,723 | 248,890 |
| 01-Jan-2003 | 2003 | 4 | 1  | JAN | 1  | 1/1/2003   | 417,202 | 243,615 |
| 02-Jan-2003 | 2003 | 4 | 1  | JAN | 2  | 1/2/2003   | 353,000 | 207,794 |
| 03-Jan-2003 | 2003 | 4 | 1  | JAN | 3  | 1/3/2003   | 325,971 | 198,698 |
| 04-Jan-2003 | 2003 | 4 | 1  | JAN | 4  | 1/4/2003   | 322,058 | 186,093 |
| 05-Jan-2003 | 2003 | 4 | 1  | JAN | 5  | 1/5/2003   | 282,525 | 171,473 |
| 06-Jan-2003 | 2003 | 4 | 1  | JAN | 6  | 1/6/2003   | 258,517 | 163,753 |
| 07-Jan-2003 | 2003 | 4 | 1  | JAN | 7  | 1/7/2003   | 255,730 | 162,389 |
| 08-Jan-2003 | 2003 | 4 | 1  | JAN | 8  | 1/8/2003   | 248,894 | 151,185 |
| 09-Jan-2003 | 2003 | 4 | 1  | JAN | 9  | 1/9/2003   | 242,375 | 148,925 |
| 10-Jan-2003 | 2003 | 4 | 1  | JAN | 10 | 1/10/2003  | 262,042 | 162,058 |
| 11-Jan-2003 | 2003 | 4 | 1  | JAN | 11 | 1/11/2003  | 275,354 | 166,876 |
| 12-Jan-2003 | 2003 | 4 | 1  | JAN | 12 | 1/12/2003  | 266,582 | 159,782 |
| 13-Jan-2003 | 2003 | 4 | 1  | JAN | 13 | 1/13/2003  | 245,532 | 144,855 |
| 14-Jan-2003 | 2003 | 4 | 1  | JAN | 14 | 1/14/2003  | 238,013 | 142,892 |
| 15-Jan-2003 | 2003 | 4 | 1  | JAN | 15 | 1/15/2003  | 237,415 | 141,710 |
| 16-Jan-2003 | 2003 | 4 | 1  | JAN | 16 | 1/16/2003  | 239,262 | 140,763 |
| 17-Jan-2003 | 2003 | 4 | 1  | JAN | 17 | 1/17/2003  | 259,529 | 156,754 |
| 18-Jan-2003 | 2003 | 4 | 1  | JAN | 18 | 1/18/2003  | 307,740 | 179,655 |
| 19-Jan-2003 | 2003 | 4 | 1  | JAN | 19 | 1/19/2003  | 323,217 | 195,984 |
| 20-Jan-2003 | 2003 | 4 | 1  | JAN | 20 | 1/20/2003  | 289,269 | 174,662 |
| 21-Jan-2003 | 2003 | 4 | 1  | JAN | 21 | 1/21/2003  | 261,537 | 157,728 |
| 22-Jan-2003 | 2003 | 4 | 1  | JAN | 22 | 1/22/2003  | 249,480 | 147,535 |
| 23-Jan-2003 | 2003 | 4 | 1  | JAN | 23 | 1/23/2003  | 261,348 | 155,363 |
| 24-Jan-2003 | 2003 | 4 | 1  | JAN | 24 | 1/24/2003  | 265,417 | 160,607 |
| 25-Jan-2003 | 2003 | 4 | 1  | JAN | 25 | 1/25/2003  | 266,596 | 154,657 |
| 26-Jan-2003 | 2003 | 4 | 1  | JAN | 26 | 1/26/2003  | 276,425 | 156,780 |
| 27-Jan-2003 | 2003 | 4 | 1  | JAN | 27 | 1/27/2003  | 264,086 | 143,606 |
| 28-Jan-2003 | 2003 | 4 | 1  | JAN | 28 | 1/28/2003  | 247,559 | 135,965 |
| 29-Jan-2003 | 2003 | 4 | 1  | JAN | 29 | 1/29/2003  | 246,600 | 133,632 |
| 30-Jan-2003 | 2003 | 4 | 1  | JAN | 30 | 1/30/2003  | 266,562 | 144,598 |
| 31-Jan-2003 | 2003 | 4 | 1  | JAN | 31 | 1/31/2003  | 278,099 | 163,171 |
| 01-Feb-2003 | 2003 | 5 | 2  | FEB | 1  | 2/1/2003   | 299,635 | 170,983 |
| 02-Feb-2003 | 2003 | 5 | 2  | FEB | 2  | 2/2/2003   | 282,908 | 162,026 |
| 03-Feb-2003 | 2003 | 5 | 2  | FEB | 3  | 2/3/2003   | 261,403 | 150,348 |
| 04-Feb-2003 | 2003 | 5 | 2  | FEB | 4  | 2/4/2003   | 252,469 | 145,648 |
| 05-Feb-2003 | 2003 | 5 | 2  | FEB | 5  | 2/5/2003   | 249,333 | 142,954 |
| 06-Feb-2003 | 2003 | 5 | 2  | FEB | 6  | 2/6/2003   | 267,496 | 151,195 |
| 07-Feb-2003 | 2003 | 5 | 2  | FEB | 7  | 2/7/2003   | 280,063 | 199,658 |
| 08-Feb-2003 | 2003 | 5 | 2  | FEB | 8  | 2/8/2003   | 326,528 | 188,410 |
| 09-Feb-2003 | 2003 | 5 | 2  | FEB | 9  | 2/9/2003   | 340,897 | 197,320 |
| 10-Feb-2003 | 2003 | 5 | 2  | FEB | 10 | 2/10/2003  | 314,863 | 180,857 |
| 11-Feb-2003 | 2003 | 5 | 2  | FEB | 11 | 2/11/2003  | 294,094 | 163,636 |
| 12-Feb-2003 | 2003 | 5 | 2  | FEB | 12 | 2/12/2003  | 289,653 | 161,467 |
| 13-Feb-2003 | 2003 | 5 | 2  | FEB | 13 | 2/13/2003  | 291,984 | 163,938 |
| 14-Feb-2003 | 2003 | 5 | 2  | FEB | 14 | 2/14/2003  | 333,150 | 202,081 |
| 15-Feb-2003 | 2003 | 5 | 2  | FEB | 15 | 2/15/2003  | 376,981 | 215,089 |
| 16-Feb-2003 | 2003 | 5 | 2  | FEB | 16 | 2/16/2003  | 387,085 | 228,880 |
| 17-Feb-2003 | 2003 | 5 | 2  | FEB | 17 | 2/17/2003  | 359,033 | 205,656 |
| 18-Feb-2003 | 2003 | 5 | 2  | FEB | 18 | 2/18/2003  | 323,268 | 184,402 |
| 19-Feb-2003 | 2003 | 5 | 2  | FEB | 19 | 2/19/2003  | 315,028 | 179,339 |
| 20-Feb-2003 | 2003 | 5 | 2  | FEB | 20 | 2/20/2003  | 307,601 | 178,120 |
| 21-Feb-2003 | 2003 | 5 | 2  | FEB | 21 | 2/21/2003  | 313,842 | 185,129 |
| 22-Feb-2003 | 2003 | 5 | 2  | FEB | 22 | 2/22/2003  | 326,841 | 184,978 |
| 23-Feb-2003 | 2003 | 5 | 2  | FEB | 23 | 2/23/2003  | 331,801 | 194,237 |
| 24-Feb-2003 | 2003 | 5 | 2  | FEB | 24 | 2/24/2003  | 311,719 | 169,423 |
| 25-Feb-2003 | 2003 | 5 | 2  | FEB | 25 | 2/25/2003  | 324,372 | 181,421 |
| 26-Feb-2003 | 2003 | 5 | 2  | FEB | 26 | 2/26/2003  | 272,070 | 149,944 |

|             |      |   |   |     |    |           |         |         |
|-------------|------|---|---|-----|----|-----------|---------|---------|
| 27-Feb-2003 | 2003 | 5 | 2 | FEB | 27 | 2/27/2003 | 283,263 | 161,382 |
| 28-Feb-2003 | 2003 | 5 | 2 | FEB | 28 | 2/28/2003 | 298,387 | 172,438 |
| 01-Mar-2003 | 2003 | 6 | 3 | MAR | 1  | 3/1/2003  | 320,275 | 187,875 |
| 02-Mar-2003 | 2003 | 6 | 3 | MAR | 2  | 3/2/2003  | 325,051 | 187,773 |
| 03-Mar-2003 | 2003 | 6 | 3 | MAR | 3  | 3/3/2003  | 310,534 | 188,104 |
| 04-Mar-2003 | 2003 | 6 | 3 | MAR | 4  | 3/4/2003  | 301,580 | 178,304 |
| 05-Mar-2003 | 2003 | 6 | 3 | MAR | 5  | 3/5/2003  | 302,600 | 178,241 |
| 06-Mar-2003 | 2003 | 6 | 3 | MAR | 6  | 3/6/2003  | 312,603 | 188,745 |
| 07-Mar-2003 | 2003 | 6 | 3 | MAR | 7  | 3/7/2003  | 304,845 | 186,936 |
| 08-Mar-2003 | 2003 | 6 | 3 | MAR | 8  | 3/8/2003  | 318,990 | 194,178 |
| 09-Mar-2003 | 2003 | 6 | 3 | MAR | 9  | 3/9/2003  | 320,231 | 198,796 |
| 10-Mar-2003 | 2003 | 6 | 3 | MAR | 10 | 3/10/2003 | 312,904 | 192,996 |
| 11-Mar-2003 | 2003 | 6 | 3 | MAR | 11 | 3/11/2003 | 321,370 | 179,052 |
| 12-Mar-2003 | 2003 | 6 | 3 | MAR | 12 | 3/12/2003 | 318,890 | 175,055 |
| 13-Mar-2003 | 2003 | 6 | 3 | MAR | 13 | 3/13/2003 | 367,471 | 192,701 |
| 14-Mar-2003 | 2003 | 6 | 3 | MAR | 14 | 3/14/2003 | 370,231 | 204,886 |
| 15-Mar-2003 | 2003 | 6 | 3 | MAR | 15 | 3/15/2003 | 373,647 | 209,801 |
| 16-Mar-2003 | 2003 | 6 | 3 | MAR | 16 | 3/16/2003 | 381,502 | 224,256 |
| 17-Mar-2003 | 2003 | 6 | 3 | MAR | 17 | 3/17/2003 | 347,730 | 206,037 |
| 18-Mar-2003 | 2003 | 6 | 3 | MAR | 18 | 3/18/2003 | 332,999 | 203,003 |
| 19-Mar-2003 | 2003 | 6 | 3 | MAR | 19 | 3/19/2003 | 389,939 | 207,193 |
| 20-Mar-2003 | 2003 | 6 | 3 | MAR | 20 | 3/20/2003 | 368,253 | 220,220 |
| 21-Mar-2003 | 2003 | 6 | 3 | MAR | 21 | 3/21/2003 | 388,011 | 230,132 |
| 22-Mar-2003 | 2003 | 6 | 3 | MAR | 22 | 3/22/2003 | 388,467 | 218,086 |
| 23-Mar-2003 | 2003 | 6 | 3 | MAR | 23 | 3/23/2003 | 388,751 | 221,920 |
| 24-Mar-2003 | 2003 | 6 | 3 | MAR | 24 | 3/24/2003 | 378,911 | 221,348 |
| 25-Mar-2003 | 2003 | 6 | 3 | MAR | 25 | 3/25/2003 | 341,586 | 205,204 |
| 26-Mar-2003 | 2003 | 6 | 3 | MAR | 26 | 3/26/2003 | 337,199 | 204,601 |
| 27-Mar-2003 | 2003 | 6 | 3 | MAR | 27 | 3/27/2003 | 325,575 | 198,057 |
| 28-Mar-2003 | 2003 | 6 | 3 | MAR | 28 | 3/28/2003 | 317,938 | 196,066 |
| 29-Mar-2003 | 2003 | 6 | 3 | MAR | 29 | 3/29/2003 | 321,565 | 197,111 |
| 30-Mar-2003 | 2003 | 6 | 3 | MAR | 30 | 3/30/2003 | 315,158 | 181,769 |
| 31-Mar-2003 | 2003 | 6 | 3 | MAR | 31 | 3/31/2003 | 325,054 | 181,158 |
| 01-Apr-2003 | 2003 | 7 | 4 | APR | 1  | 4/1/2003  | 309,380 | 179,881 |
| 02-Apr-2003 | 2003 | 7 | 4 | APR | 2  | 4/2/2003  | 288,765 | 146,064 |
| 03-Apr-2003 | 2003 | 7 | 4 | APR | 3  | 4/3/2003  | 283,995 | 152,924 |
| 04-Apr-2003 | 2003 | 7 | 4 | APR | 4  | 4/4/2003  | 273,027 | 156,258 |
| 05-Apr-2003 | 2003 | 7 | 4 | APR | 5  | 4/5/2003  | 258,038 | 142,289 |
| 06-Apr-2003 | 2003 | 7 | 4 | APR | 6  | 4/6/2003  | 234,517 | 118,084 |
| 07-Apr-2003 | 2003 | 7 | 4 | APR | 7  | 4/7/2003  | 215,360 | 106,210 |
| 08-Apr-2003 | 2003 | 7 | 4 | APR | 8  | 4/8/2003  | 209,867 | 99,950  |
| 09-Apr-2003 | 2003 | 7 | 4 | APR | 9  | 4/9/2003  | 226,675 | 103,271 |
| 10-Apr-2003 | 2003 | 7 | 4 | APR | 10 | 4/10/2003 | 255,507 | 125,502 |
| 11-Apr-2003 | 2003 | 7 | 4 | APR | 11 | 4/11/2003 | 302,500 | 166,570 |
| 12-Apr-2003 | 2003 | 7 | 4 | APR | 12 | 4/12/2003 | 331,550 | 185,615 |
| 13-Apr-2003 | 2003 | 7 | 4 | APR | 13 | 4/13/2003 | 310,862 | 154,752 |
| 14-Apr-2003 | 2003 | 7 | 4 | APR | 14 | 4/14/2003 | 319,393 | 153,065 |
| 15-Apr-2003 | 2003 | 7 | 4 | APR | 15 | 4/15/2003 | 317,535 | 149,783 |
| 16-Apr-2003 | 2003 | 7 | 4 | APR | 16 | 4/16/2003 | 270,112 | 122,932 |
| 17-Apr-2003 | 2003 | 7 | 4 | APR | 17 | 4/17/2003 | 252,879 | 108,466 |
| 18-Apr-2003 | 2003 | 7 | 4 | APR | 18 | 4/18/2003 | 259,304 | 114,515 |
| 19-Apr-2003 | 2003 | 7 | 4 | APR | 19 | 4/19/2003 | 247,077 | 105,224 |
| 20-Apr-2003 | 2003 | 7 | 4 | APR | 20 | 4/20/2003 | 238,229 | 99,191  |
| 21-Apr-2003 | 2003 | 7 | 4 | APR | 21 | 4/21/2003 | 263,780 | 129,470 |
| 22-Apr-2003 | 2003 | 7 | 4 | APR | 22 | 4/22/2003 | 306,226 | 176,200 |
| 23-Apr-2003 | 2003 | 7 | 4 | APR | 23 | 4/23/2003 | 340,750 | 203,922 |
| 24-Apr-2003 | 2003 | 7 | 4 | APR | 24 | 4/24/2003 | 325,454 | 197,353 |
| 25-Apr-2003 | 2003 | 7 | 4 | APR | 25 | 4/25/2003 | 375,432 | 242,696 |
| 26-Apr-2003 | 2003 | 7 | 4 | APR | 26 | 4/26/2003 | 319,132 | 184,202 |
| 27-Apr-2003 | 2003 | 7 | 4 | APR | 27 | 4/27/2003 | 249,276 | 131,706 |
| 28-Apr-2003 | 2003 | 7 | 4 | APR | 28 | 4/28/2003 | 225,915 | 111,471 |
| 29-Apr-2003 | 2003 | 7 | 4 | APR | 29 | 4/29/2003 | 227,375 | 106,812 |
| 30-Apr-2003 | 2003 | 7 | 4 | APR | 30 | 4/30/2003 | 231,314 | 114,247 |
| 01-May-2003 | 2003 | 8 | 5 | MAY | 1  | 5/1/2003  | 251,259 | 114,929 |
| 02-May-2003 | 2003 | 8 | 5 | MAY | 2  | 5/2/2003  | 217,308 | 95,205  |
| 03-May-2003 | 2003 | 8 | 5 | MAY | 3  | 5/3/2003  | 211,909 | 92,490  |
| 04-May-2003 | 2003 | 8 | 5 | MAY | 4  | 5/4/2003  | 251,018 | 132,842 |
| 05-May-2003 | 2003 | 8 | 5 | MAY | 5  | 5/5/2003  | 269,929 | 143,758 |
| 06-May-2003 | 2003 | 8 | 5 | MAY | 6  | 5/6/2003  | 217,140 | 87,190  |
| 07-May-2003 | 2003 | 8 | 5 | MAY | 7  | 5/7/2003  | 206,137 | 80,435  |
| 08-May-2003 | 2003 | 8 | 5 | MAY | 8  | 5/8/2003  | 194,442 | 74,689  |
| 09-May-2003 | 2003 | 8 | 5 | MAY | 9  | 5/9/2003  | 191,570 | 69,771  |
| 10-May-2003 | 2003 | 8 | 5 | MAY | 10 | 5/10/2003 | 189,987 | 64,253  |
| 11-May-2003 | 2003 | 8 | 5 | MAY | 11 | 5/11/2003 | 188,353 | 64,667  |
| 12-May-2003 | 2003 | 8 | 5 | MAY | 12 | 5/12/2003 | 216,723 | 86,110  |
| 13-May-2003 | 2003 | 8 | 5 | MAY | 13 | 5/13/2003 | 272,631 | 141,304 |
| 14-May-2003 | 2003 | 8 | 5 | MAY | 14 | 5/14/2003 | 360,595 | 240,075 |
| 15-May-2003 | 2003 | 8 | 5 | MAY | 15 | 5/15/2003 | 436,866 | 327,529 |
| 16-May-2003 | 2003 | 8 | 5 | MAY | 16 | 5/16/2003 | 409,350 | 287,209 |

|             |      |    |   |     |    |           |         |         |
|-------------|------|----|---|-----|----|-----------|---------|---------|
| 17-May-2003 | 2003 | 8  | 5 | MAY | 17 | 5/17/2003 | 336,088 | 232,421 |
| 18-May-2003 | 2003 | 8  | 5 | MAY | 18 | 5/18/2003 | 285,615 | 167,875 |
| 19-May-2003 | 2003 | 8  | 5 | MAY | 19 | 5/19/2003 | 230,227 | 123,769 |
| 20-May-2003 | 2003 | 8  | 5 | MAY | 20 | 5/20/2003 | 229,903 | 120,313 |
| 21-May-2003 | 2003 | 8  | 5 | MAY | 21 | 5/21/2003 | 333,950 | 226,971 |
| 22-May-2003 | 2003 | 8  | 5 | MAY | 22 | 5/22/2003 | 398,452 | 290,377 |
| 23-May-2003 | 2003 | 8  | 5 | MAY | 23 | 5/23/2003 | 395,867 | 271,924 |
| 24-May-2003 | 2003 | 8  | 5 | MAY | 24 | 5/24/2003 | 335,287 | 209,291 |
| 25-May-2003 | 2003 | 8  | 5 | MAY | 25 | 5/25/2003 | 316,632 | 194,805 |
| 26-May-2003 | 2003 | 8  | 5 | MAY | 26 | 5/26/2003 | 321,612 | 193,069 |
| 27-May-2003 | 2003 | 8  | 5 | MAY | 27 | 5/27/2003 | 259,373 | 134,660 |
| 28-May-2003 | 2003 | 8  | 5 | MAY | 28 | 5/28/2003 | 239,930 | 110,995 |
| 29-May-2003 | 2003 | 8  | 5 | MAY | 29 | 5/29/2003 | 254,762 | 127,046 |
| 30-May-2003 | 2003 | 8  | 5 | MAY | 30 | 5/30/2003 | 224,630 | 88,429  |
| 31-May-2003 | 2003 | 8  | 5 | MAY | 31 | 5/31/2003 | 199,098 | 71,490  |
| 01-Jun-2003 | 2003 | 9  | 6 | JUN | 1  | 6/1/2003  | 198,062 | 67,657  |
| 02-Jun-2003 | 2003 | 9  | 6 | JUN | 2  | 6/2/2003  | 204,441 | 70,972  |
| 03-Jun-2003 | 2003 | 9  | 6 | JUN | 3  | 6/3/2003  | 193,190 | 64,998  |
| 04-Jun-2003 | 2003 | 9  | 6 | JUN | 4  | 6/4/2003  | 185,640 | 64,802  |
| 05-Jun-2003 | 2003 | 9  | 6 | JUN | 5  | 6/5/2003  | 188,428 | 56,880  |
| 06-Jun-2003 | 2003 | 9  | 6 | JUN | 6  | 6/6/2003  | 222,181 | 92,378  |
| 07-Jun-2003 | 2003 | 9  | 6 | JUN | 7  | 6/7/2003  | 189,333 | 64,257  |
| 08-Jun-2003 | 2003 | 9  | 6 | JUN | 8  | 6/8/2003  | 182,264 | 59,319  |
| 09-Jun-2003 | 2003 | 9  | 6 | JUN | 9  | 6/9/2003  | 192,161 | 69,752  |
| 10-Jun-2003 | 2003 | 9  | 6 | JUN | 10 | 6/10/2003 | 215,475 | 88,923  |
| 11-Jun-2003 | 2003 | 9  | 6 | JUN | 11 | 6/11/2003 | 212,371 | 84,618  |
| 12-Jun-2003 | 2003 | 9  | 6 | JUN | 12 | 6/12/2003 | 209,708 | 91,335  |
| 13-Jun-2003 | 2003 | 9  | 6 | JUN | 13 | 6/13/2003 | 212,754 | 86,169  |
| 14-Jun-2003 | 2003 | 9  | 6 | JUN | 14 | 6/14/2003 | 225,772 | 103,496 |
| 15-Jun-2003 | 2003 | 9  | 6 | JUN | 15 | 6/15/2003 | 232,592 | 105,575 |
| 16-Jun-2003 | 2003 | 9  | 6 | JUN | 16 | 6/16/2003 | 238,502 | 110,991 |
| 17-Jun-2003 | 2003 | 9  | 6 | JUN | 17 | 6/17/2003 | 242,126 | 110,304 |
| 18-Jun-2003 | 2003 | 9  | 6 | JUN | 18 | 6/18/2003 | 219,289 | 92,754  |
| 19-Jun-2003 | 2003 | 9  | 6 | JUN | 19 | 6/19/2003 | 217,494 | 90,700  |
| 20-Jun-2003 | 2003 | 9  | 6 | JUN | 20 | 6/20/2003 | 232,482 | 101,988 |
| 21-Jun-2003 | 2003 | 9  | 6 | JUN | 21 | 6/21/2003 | 251,303 | 120,473 |
| 22-Jun-2003 | 2003 | 9  | 6 | JUN | 22 | 6/22/2003 | 249,283 | 121,860 |
| 23-Jun-2003 | 2003 | 9  | 6 | JUN | 23 | 6/23/2003 | 241,513 | 112,778 |
| 24-Jun-2003 | 2003 | 9  | 6 | JUN | 24 | 6/24/2003 | 237,662 | 107,069 |
| 25-Jun-2003 | 2003 | 9  | 6 | JUN | 25 | 6/25/2003 | 229,369 | 99,512  |
| 26-Jun-2003 | 2003 | 9  | 6 | JUN | 26 | 6/26/2003 | 229,776 | 100,279 |
| 27-Jun-2003 | 2003 | 9  | 6 | JUN | 27 | 6/27/2003 | 240,500 | 96,019  |
| 28-Jun-2003 | 2003 | 9  | 6 | JUN | 28 | 6/28/2003 | 236,931 | 96,973  |
| 29-Jun-2003 | 2003 | 9  | 6 | JUN | 29 | 6/29/2003 | 236,756 | 89,558  |
| 30-Jun-2003 | 2003 | 9  | 6 | JUN | 30 | 6/30/2003 | 229,510 | 86,363  |
| 01-Jul-2003 | 2003 | 10 | 7 | JUL | 1  | 7/1/2003  | 223,884 | 83,566  |
| 02-Jul-2003 | 2003 | 10 | 7 | JUL | 2  | 7/2/2003  | 223,788 | 83,962  |
| 03-Jul-2003 | 2003 | 10 | 7 | JUL | 3  | 7/3/2003  | 234,589 | 86,739  |
| 04-Jul-2003 | 2003 | 10 | 7 | JUL | 4  | 7/4/2003  | 261,929 | 100,955 |
| 05-Jul-2003 | 2003 | 10 | 7 | JUL | 5  | 7/5/2003  | 259,689 | 102,574 |
| 06-Jul-2003 | 2003 | 10 | 7 | JUL | 6  | 7/6/2003  | 241,872 | 87,738  |
| 07-Jul-2003 | 2003 | 10 | 7 | JUL | 7  | 7/7/2003  | 220,418 | 73,321  |
| 08-Jul-2003 | 2003 | 10 | 7 | JUL | 8  | 7/8/2003  | 229,812 | 85,271  |
| 09-Jul-2003 | 2003 | 10 | 7 | JUL | 9  | 7/9/2003  | 265,209 | 115,938 |
| 10-Jul-2003 | 2003 | 10 | 7 | JUL | 10 | 7/10/2003 | 256,612 | 111,588 |
| 11-Jul-2003 | 2003 | 10 | 7 | JUL | 11 | 7/11/2003 | 255,489 | 107,162 |
| 12-Jul-2003 | 2003 | 10 | 7 | JUL | 12 | 7/12/2003 | 234,864 | 89,466  |
| 13-Jul-2003 | 2003 | 10 | 7 | JUL | 13 | 7/13/2003 | 235,278 | 87,555  |
| 14-Jul-2003 | 2003 | 10 | 7 | JUL | 14 | 7/14/2003 | 235,255 | 84,364  |
| 15-Jul-2003 | 2003 | 10 | 7 | JUL | 15 | 7/15/2003 | 235,443 | 85,709  |
| 16-Jul-2003 | 2003 | 10 | 7 | JUL | 16 | 7/16/2003 | 240,584 | 88,836  |
| 17-Jul-2003 | 2003 | 10 | 7 | JUL | 17 | 7/17/2003 | 246,429 | 89,989  |
| 18-Jul-2003 | 2003 | 10 | 7 | JUL | 18 | 7/18/2003 | 240,168 | 87,846  |
| 19-Jul-2003 | 2003 | 10 | 7 | JUL | 19 | 7/19/2003 | 239,108 | 86,147  |
| 20-Jul-2003 | 2003 | 10 | 7 | JUL | 20 | 7/20/2003 | 236,240 | 82,641  |
| 21-Jul-2003 | 2003 | 10 | 7 | JUL | 21 | 7/21/2003 | 237,051 | 87,032  |
| 22-Jul-2003 | 2003 | 10 | 7 | JUL | 22 | 7/22/2003 | 235,947 | 84,640  |
| 23-Jul-2003 | 2003 | 10 | 7 | JUL | 23 | 7/23/2003 | 239,263 | 88,920  |
| 24-Jul-2003 | 2003 | 10 | 7 | JUL | 24 | 7/24/2003 | 239,693 | 93,055  |
| 25-Jul-2003 | 2003 | 10 | 7 | JUL | 25 | 7/25/2003 | 256,313 | 114,853 |
| 26-Jul-2003 | 2003 | 10 | 7 | JUL | 26 | 7/26/2003 | 259,439 | 119,189 |
| 27-Jul-2003 | 2003 | 10 | 7 | JUL | 27 | 7/27/2003 | 255,956 | 104,268 |
| 28-Jul-2003 | 2003 | 10 | 7 | JUL | 28 | 7/28/2003 | 224,870 | 75,523  |
| 29-Jul-2003 | 2003 | 10 | 7 | JUL | 29 | 7/29/2003 | 245,592 | 92,826  |
| 30-Jul-2003 | 2003 | 10 | 7 | JUL | 30 | 7/30/2003 | 263,632 | 131,540 |
| 31-Jul-2003 | 2003 | 10 | 7 | JUL | 31 | 7/31/2003 | 298,524 | 148,035 |
| 01-Aug-2003 | 2003 | 11 | 8 | AUG | 1  | 8/1/2003  | 302,382 | 145,506 |
| 02-Aug-2003 | 2003 | 11 | 8 | AUG | 2  | 8/2/2003  | 310,901 | 148,095 |
| 03-Aug-2003 | 2003 | 11 | 8 | AUG | 3  | 8/3/2003  | 316,253 | 138,151 |

|             |      |    |    |     |    |            |         |         |
|-------------|------|----|----|-----|----|------------|---------|---------|
| 04-Aug-2003 | 2003 | 11 | 8  | AUG | 4  | 8/4/2003   | 298,061 | 133,354 |
| 05-Aug-2003 | 2003 | 11 | 8  | AUG | 5  | 8/5/2003   | 268,576 | 95,593  |
| 06-Aug-2003 | 2003 | 11 | 8  | AUG | 6  | 8/6/2003   | 268,260 | 110,938 |
| 07-Aug-2003 | 2003 | 11 | 8  | AUG | 7  | 8/7/2003   | 276,651 | 111,256 |
| 08-Aug-2003 | 2003 | 11 | 8  | AUG | 8  | 8/8/2003   | 271,132 | 112,584 |
| 09-Aug-2003 | 2003 | 11 | 8  | AUG | 9  | 8/9/2003   | 251,429 | 107,117 |
| 10-Aug-2003 | 2003 | 11 | 8  | AUG | 10 | 8/10/2003  | 265,567 | 116,628 |
| 11-Aug-2003 | 2003 | 11 | 8  | AUG | 11 | 8/11/2003  | 279,656 | 128,680 |
| 12-Aug-2003 | 2003 | 11 | 8  | AUG | 12 | 8/12/2003  | 262,809 | 116,039 |
| 13-Aug-2003 | 2003 | 11 | 8  | AUG | 13 | 8/13/2003  | 256,016 | 106,566 |
| 14-Aug-2003 | 2003 | 11 | 8  | AUG | 14 | 8/14/2003  | 242,849 | 90,131  |
| 15-Aug-2003 | 2003 | 11 | 8  | AUG | 15 | 8/15/2003  | 235,168 | 91,785  |
| 16-Aug-2003 | 2003 | 11 | 8  | AUG | 16 | 8/16/2003  | 230,251 | 94,535  |
| 17-Aug-2003 | 2003 | 11 | 8  | AUG | 17 | 8/17/2003  | 227,952 | 88,524  |
| 18-Aug-2003 | 2003 | 11 | 8  | AUG | 18 | 8/18/2003  | 246,870 | 102,578 |
| 19-Aug-2003 | 2003 | 11 | 8  | AUG | 19 | 8/19/2003  | 225,355 | 90,876  |
| 20-Aug-2003 | 2003 | 11 | 8  | AUG | 20 | 8/20/2003  | 216,604 | 85,470  |
| 21-Aug-2003 | 2003 | 11 | 8  | AUG | 21 | 8/21/2003  | 227,719 | 92,856  |
| 22-Aug-2003 | 2003 | 11 | 8  | AUG | 22 | 8/22/2003  | 214,443 | 84,657  |
| 23-Aug-2003 | 2003 | 11 | 8  | AUG | 23 | 8/23/2003  | 217,011 | 80,245  |
| 24-Aug-2003 | 2003 | 11 | 8  | AUG | 24 | 8/24/2003  | 221,226 | 87,529  |
| 25-Aug-2003 | 2003 | 11 | 8  | AUG | 25 | 8/25/2003  | 212,968 | 90,307  |
| 26-Aug-2003 | 2003 | 11 | 8  | AUG | 26 | 8/26/2003  | 205,245 | 96,204  |
| 27-Aug-2003 | 2003 | 11 | 8  | AUG | 27 | 8/27/2003  | 190,151 | 77,057  |
| 28-Aug-2003 | 2003 | 11 | 8  | AUG | 28 | 8/28/2003  | 190,385 | 76,580  |
| 29-Aug-2003 | 2003 | 11 | 8  | AUG | 29 | 8/29/2003  | 198,506 | 73,632  |
| 30-Aug-2003 | 2003 | 11 | 8  | AUG | 30 | 8/30/2003  | 213,130 | 84,365  |
| 31-Aug-2003 | 2003 | 11 | 8  | AUG | 31 | 8/31/2003  | 211,921 | 83,668  |
| 01-Sep-2003 | 2003 | 12 | 9  | SEP | 1  | 9/1/2003   | 205,685 | 83,208  |
| 02-Sep-2003 | 2003 | 12 | 9  | SEP | 2  | 9/2/2003   | 184,864 | 74,134  |
| 03-Sep-2003 | 2003 | 12 | 9  | SEP | 3  | 9/3/2003   | 191,887 | 82,568  |
| 04-Sep-2003 | 2003 | 12 | 9  | SEP | 4  | 9/4/2003   | 191,637 | 83,696  |
| 05-Sep-2003 | 2003 | 12 | 9  | SEP | 5  | 9/5/2003   | 190,876 | 82,697  |
| 06-Sep-2003 | 2003 | 12 | 9  | SEP | 6  | 9/6/2003   | 188,568 | 85,702  |
| 07-Sep-2003 | 2003 | 12 | 9  | SEP | 7  | 9/7/2003   | 186,862 | 82,507  |
| 08-Sep-2003 | 2003 | 12 | 9  | SEP | 8  | 9/8/2003   | 188,225 | 80,418  |
| 09-Sep-2003 | 2003 | 12 | 9  | SEP | 9  | 9/9/2003   | 180,189 | 83,429  |
| 10-Sep-2003 | 2003 | 12 | 9  | SEP | 10 | 9/10/2003  | 175,459 | 77,789  |
| 11-Sep-2003 | 2003 | 12 | 9  | SEP | 11 | 9/11/2003  | 178,724 | 82,734  |
| 12-Sep-2003 | 2003 | 12 | 9  | SEP | 12 | 9/12/2003  | 190,792 | 94,146  |
| 13-Sep-2003 | 2003 | 12 | 9  | SEP | 13 | 9/13/2003  | 195,076 | 98,295  |
| 14-Sep-2003 | 2003 | 12 | 9  | SEP | 14 | 9/14/2003  | 208,326 | 109,703 |
| 15-Sep-2003 | 2003 | 12 | 9  | SEP | 15 | 9/15/2003  | 195,148 | 107,582 |
| 16-Sep-2003 | 2003 | 12 | 9  | SEP | 16 | 9/16/2003  | 211,979 | 95,899  |
| 17-Sep-2003 | 2003 | 12 | 9  | SEP | 17 | 9/17/2003  | 173,443 | 82,299  |
| 18-Sep-2003 | 2003 | 12 | 9  | SEP | 18 | 9/18/2003  | 157,844 | 74,138  |
| 19-Sep-2003 | 2003 | 12 | 9  | SEP | 19 | 9/19/2003  | 168,707 | 83,815  |
| 20-Sep-2003 | 2003 | 12 | 9  | SEP | 20 | 9/20/2003  | 165,750 | 75,137  |
| 21-Sep-2003 | 2003 | 12 | 9  | SEP | 21 | 9/21/2003  | 161,983 | 73,489  |
| 22-Sep-2003 | 2003 | 12 | 9  | SEP | 22 | 9/22/2003  | 159,639 | 73,772  |
| 23-Sep-2003 | 2003 | 12 | 9  | SEP | 23 | 9/23/2003  | 158,551 | 75,774  |
| 24-Sep-2003 | 2003 | 12 | 9  | SEP | 24 | 9/24/2003  | 161,807 | 77,076  |
| 25-Sep-2003 | 2003 | 12 | 9  | SEP | 25 | 9/25/2003  | 161,842 | 69,288  |
| 26-Sep-2003 | 2003 | 12 | 9  | SEP | 26 | 9/26/2003  | 166,569 | 73,316  |
| 27-Sep-2003 | 2003 | 12 | 9  | SEP | 27 | 9/27/2003  | 151,736 | 67,282  |
| 28-Sep-2003 | 2003 | 12 | 9  | SEP | 28 | 9/28/2003  | 157,663 | 62,978  |
| 29-Sep-2003 | 2003 | 12 | 9  | SEP | 29 | 9/29/2003  | 152,744 | 59,594  |
| 30-Sep-2003 | 2003 | 12 | 9  | SEP | 30 | 9/30/2003  | 150,008 | 63,742  |
| 01-Oct-2003 | 2003 | 1  | 10 | OCT | 1  | 10/1/2003  | 163,719 | 79,230  |
| 02-Oct-2003 | 2003 | 1  | 10 | OCT | 2  | 10/2/2003  | 159,979 | 76,058  |
| 03-Oct-2003 | 2003 | 1  | 10 | OCT | 3  | 10/3/2003  | 175,467 | 87,245  |
| 04-Oct-2003 | 2003 | 1  | 10 | OCT | 4  | 10/4/2003  | 174,481 | 87,711  |
| 05-Oct-2003 | 2003 | 1  | 10 | OCT | 5  | 10/5/2003  | 178,947 | 91,990  |
| 06-Oct-2003 | 2003 | 1  | 10 | OCT | 6  | 10/6/2003  | 186,325 | 99,996  |
| 07-Oct-2003 | 2003 | 1  | 10 | OCT | 7  | 10/7/2003  | 175,913 | 90,464  |
| 08-Oct-2003 | 2003 | 1  | 10 | OCT | 8  | 10/8/2003  | 166,927 | 81,009  |
| 09-Oct-2003 | 2003 | 1  | 10 | OCT | 9  | 10/9/2003  | 146,245 | 65,080  |
| 10-Oct-2003 | 2003 | 1  | 10 | OCT | 10 | 10/10/2003 | 142,744 | 53,423  |
| 11-Oct-2003 | 2003 | 1  | 10 | OCT | 11 | 10/11/2003 | 125,480 | 51,362  |
| 12-Oct-2003 | 2003 | 1  | 10 | OCT | 12 | 10/12/2003 | 134,980 | 55,608  |
| 13-Oct-2003 | 2003 | 1  | 10 | OCT | 13 | 10/13/2003 | 136,408 | 57,120  |
| 14-Oct-2003 | 2003 | 1  | 10 | OCT | 14 | 10/14/2003 | 133,759 | 58,692  |
| 15-Oct-2003 | 2003 | 1  | 10 | OCT | 15 | 10/15/2003 | 132,370 | 62,262  |
| 16-Oct-2003 | 2003 | 1  | 10 | OCT | 16 | 10/16/2003 | 133,153 | 62,439  |
| 17-Oct-2003 | 2003 | 1  | 10 | OCT | 17 | 10/17/2003 | 119,753 | 48,149  |
| 18-Oct-2003 | 2003 | 1  | 10 | OCT | 18 | 10/18/2003 | 121,885 | 52,027  |
| 19-Oct-2003 | 2003 | 1  | 10 | OCT | 19 | 10/19/2003 | 123,420 | 48,818  |
| 20-Oct-2003 | 2003 | 1  | 10 | OCT | 20 | 10/20/2003 | 129,361 | 59,036  |
| 21-Oct-2003 | 2003 | 1  | 10 | OCT | 21 | 10/21/2003 | 129,919 | 56,704  |

|             |      |   |    |     |    |            |         |         |
|-------------|------|---|----|-----|----|------------|---------|---------|
| 22-Oct-2003 | 2003 | 1 | 10 | OCT | 22 | 10/22/2003 | 131,486 | 60,628  |
| 23-Oct-2003 | 2003 | 1 | 10 | OCT | 23 | 10/23/2003 | 150,877 | 57,354  |
| 24-Oct-2003 | 2003 | 1 | 10 | OCT | 24 | 10/24/2003 | 117,224 | 48,658  |
| 25-Oct-2003 | 2003 | 1 | 10 | OCT | 25 | 10/25/2003 | 112,843 | 48,715  |
| 26-Oct-2003 | 2003 | 1 | 10 | OCT | 26 | 10/26/2003 | 114,981 | 45,405  |
| 27-Oct-2003 | 2003 | 1 | 10 | OCT | 27 | 10/27/2003 | 107,507 | 48,160  |
| 28-Oct-2003 | 2003 | 1 | 10 | OCT | 28 | 10/28/2003 | 114,376 | 51,237  |
| 29-Oct-2003 | 2003 | 1 | 10 | OCT | 29 | 10/29/2003 | 130,898 | 58,638  |
| 30-Oct-2003 | 2003 | 1 | 10 | OCT | 30 | 10/30/2003 | 130,200 | 58,325  |
| 31-Oct-2003 | 2003 | 1 | 10 | OCT | 31 | 10/31/2003 | 127,801 | 57,251  |
| 01-Nov-2003 | 2003 | 2 | 11 | NOV | 1  | 11/1/2003  | 133,299 | 59,718  |
| 02-Nov-2003 | 2003 | 2 | 11 | NOV | 2  | 11/2/2003  | 122,290 | 54,786  |
| 03-Nov-2003 | 2003 | 2 | 11 | NOV | 3  | 11/3/2003  | 130,337 | 58,391  |
| 04-Nov-2003 | 2003 | 2 | 11 | NOV | 4  | 11/4/2003  | 130,785 | 58,592  |
| 05-Nov-2003 | 2003 | 2 | 11 | NOV | 5  | 11/5/2003  | 128,625 | 57,624  |
| 06-Nov-2003 | 2003 | 2 | 11 | NOV | 6  | 11/6/2003  | 128,308 | 57,482  |
| 07-Nov-2003 | 2003 | 2 | 11 | NOV | 7  | 11/7/2003  | 114,133 | 59,807  |
| 08-Nov-2003 | 2003 | 2 | 11 | NOV | 8  | 11/8/2003  | 109,360 | 49,119  |
| 09-Nov-2003 | 2003 | 2 | 11 | NOV | 9  | 11/9/2003  | 112,224 | 44,841  |
| 10-Nov-2003 | 2003 | 2 | 11 | NOV | 10 | 11/10/2003 | 112,167 | 46,639  |
| 11-Nov-2003 | 2003 | 2 | 11 | NOV | 11 | 11/11/2003 | 120,035 | 46,081  |
| 12-Nov-2003 | 2003 | 2 | 11 | NOV | 12 | 11/12/2003 | 120,283 | 52,206  |
| 13-Nov-2003 | 2003 | 2 | 11 | NOV | 13 | 11/13/2003 | 129,838 | 54,021  |
| 14-Nov-2003 | 2003 | 2 | 11 | NOV | 14 | 11/14/2003 | 120,533 | 50,819  |
| 15-Nov-2003 | 2003 | 2 | 11 | NOV | 15 | 11/15/2003 | 129,342 | 53,953  |
| 16-Nov-2003 | 2003 | 2 | 11 | NOV | 16 | 11/16/2003 | 137,917 | 56,800  |
| 17-Nov-2003 | 2003 | 2 | 11 | NOV | 17 | 11/17/2003 | 130,733 | 59,709  |
| 18-Nov-2003 | 2003 | 2 | 11 | NOV | 18 | 11/18/2003 | 129,093 | 55,248  |
| 19-Nov-2003 | 2003 | 2 | 11 | NOV | 19 | 11/19/2003 | 127,136 | 52,538  |
| 20-Nov-2003 | 2003 | 2 | 11 | NOV | 20 | 11/20/2003 | 123,989 | 55,992  |
| 21-Nov-2003 | 2003 | 2 | 11 | NOV | 21 | 11/21/2003 | 127,381 | 56,906  |
| 22-Nov-2003 | 2003 | 2 | 11 | NOV | 22 | 11/22/2003 | 127,402 | 61,196  |
| 23-Nov-2003 | 2003 | 2 | 11 | NOV | 23 | 11/23/2003 | 129,372 | 60,562  |
| 24-Nov-2003 | 2003 | 2 | 11 | NOV | 24 | 11/24/2003 | 135,128 | 69,709  |
| 25-Nov-2003 | 2003 | 2 | 11 | NOV | 25 | 11/25/2003 | 141,178 | 74,023  |
| 26-Nov-2003 | 2003 | 2 | 11 | NOV | 26 | 11/26/2003 | 152,315 | 79,455  |
| 27-Nov-2003 | 2003 | 2 | 11 | NOV | 27 | 11/27/2003 | 156,987 | 81,501  |
| 28-Nov-2003 | 2003 | 2 | 11 | NOV | 28 | 11/28/2003 | 156,918 | 84,458  |
| 29-Nov-2003 | 2003 | 2 | 11 | NOV | 29 | 11/29/2003 | 159,905 | 80,233  |
| 30-Nov-2003 | 2003 | 2 | 11 | NOV | 30 | 11/30/2003 | 171,265 | 80,753  |
| 01-Dec-2003 | 2003 | 3 | 12 | DEC | 1  | 12/1/2003  | 149,456 | 72,580  |
| 02-Dec-2003 | 2003 | 3 | 12 | DEC | 2  | 12/2/2003  | 146,388 | 75,419  |
| 03-Dec-2003 | 2003 | 3 | 12 | DEC | 3  | 12/3/2003  | 176,359 | 83,036  |
| 04-Dec-2003 | 2003 | 3 | 12 | DEC | 4  | 12/4/2003  | 183,885 | 89,132  |
| 05-Dec-2003 | 2003 | 3 | 12 | DEC | 5  | 12/5/2003  | 187,714 | 82,719  |
| 06-Dec-2003 | 2003 | 3 | 12 | DEC | 6  | 12/6/2003  | 189,000 | 75,264  |
| 07-Dec-2003 | 2003 | 3 | 12 | DEC | 7  | 12/7/2003  | 191,858 | 93,265  |
| 08-Dec-2003 | 2003 | 3 | 12 | DEC | 8  | 12/8/2003  | 148,300 | 81,031  |
| 09-Dec-2003 | 2003 | 3 | 12 | DEC | 9  | 12/9/2003  | 166,616 | 77,599  |
| 10-Dec-2003 | 2003 | 3 | 12 | DEC | 10 | 12/10/2003 | 172,843 | 84,935  |
| 11-Dec-2003 | 2003 | 3 | 12 | DEC | 11 | 12/11/2003 | 174,852 | 85,861  |
| 12-Dec-2003 | 2003 | 3 | 12 | DEC | 12 | 12/12/2003 | 173,845 | 91,493  |
| 13-Dec-2003 | 2003 | 3 | 12 | DEC | 13 | 12/13/2003 | 188,586 | 102,256 |
| 14-Dec-2003 | 2003 | 3 | 12 | DEC | 14 | 12/14/2003 | 190,586 | 99,340  |
| 15-Dec-2003 | 2003 | 3 | 12 | DEC | 15 | 12/15/2003 | 200,479 | 115,636 |
| 16-Dec-2003 | 2003 | 3 | 12 | DEC | 16 | 12/16/2003 | 219,180 | 119,760 |
| 17-Dec-2003 | 2003 | 3 | 12 | DEC | 17 | 12/17/2003 | 225,619 | 123,278 |
| 18-Dec-2003 | 2003 | 3 | 12 | DEC | 18 | 12/18/2003 | 240,278 | 131,288 |
| 19-Dec-2003 | 2003 | 3 | 12 | DEC | 19 | 12/19/2003 | 246,797 | 134,850 |
| 20-Dec-2003 | 2003 | 3 | 12 | DEC | 20 | 12/20/2003 | 254,938 | 155,857 |
| 21-Dec-2003 | 2003 | 3 | 12 | DEC | 21 | 12/21/2003 | 286,908 | 176,360 |
| 22-Dec-2003 | 2003 | 3 | 12 | DEC | 22 | 12/22/2003 | 298,832 | 183,414 |
| 23-Dec-2003 | 2003 | 3 | 12 | DEC | 23 | 12/23/2003 | 186,909 | 182,991 |
| 24-Dec-2003 | 2003 | 3 | 12 | DEC | 24 | 12/24/2003 | 288,687 | 175,109 |
| 25-Dec-2003 | 2003 | 3 | 12 | DEC | 25 | 12/25/2003 | 347,283 | 176,290 |
| 26-Dec-2003 | 2003 | 3 | 12 | DEC | 26 | 12/26/2003 | 330,628 | 178,245 |
| 27-Dec-2003 | 2003 | 3 | 12 | DEC | 27 | 12/27/2003 | 362,021 | 201,843 |
| 28-Dec-2003 | 2003 | 3 | 12 | DEC | 28 | 12/28/2003 | 394,970 | 244,247 |
| 29-Dec-2003 | 2003 | 3 | 12 | DEC | 29 | 12/29/2003 | 447,011 | 244,247 |
| 30-Dec-2003 | 2003 | 3 | 12 | DEC | 30 | 12/30/2003 | 468,803 | 256,154 |
| 31-Dec-2003 | 2003 | 3 | 12 | DEC | 31 | 12/31/2003 | 487,111 | 266,158 |
| 01-Jan-2004 | 2004 | 4 | 1  | JAN | 1  | 1/1/2004   | 449,513 | 254,020 |
| 02-Jan-2004 | 2004 | 4 | 1  | JAN | 2  | 1/2/2004   | 400,039 | 226,062 |
| 03-Jan-2004 | 2004 | 4 | 1  | JAN | 3  | 1/3/2004   | 358,292 | 202,471 |
| 04-Jan-2004 | 2004 | 4 | 1  | JAN | 4  | 1/4/2004   | 284,500 | 167,332 |
| 05-Jan-2004 | 2004 | 4 | 1  | JAN | 5  | 1/5/2004   | 266,714 | 162,888 |
| 06-Jan-2004 | 2004 | 4 | 1  | JAN | 6  | 1/6/2004   | 269,276 | 158,187 |
| 07-Jan-2004 | 2004 | 4 | 1  | JAN | 7  | 1/7/2004   | 284,500 | 159,666 |
| 08-Jan-2004 | 2004 | 4 | 1  | JAN | 8  | 1/8/2004   | 266,714 | 154,405 |

|             |      |   |   |     |    |           |         |         |
|-------------|------|---|---|-----|----|-----------|---------|---------|
| 09-Jan-2004 | 2004 | 4 | 1 | JAN | 9  | 1/9/2004  | 269,275 | 157,159 |
| 10-Jan-2004 | 2004 | 4 | 1 | JAN | 10 | 1/10/2004 | 290,157 | 166,163 |
| 11-Jan-2004 | 2004 | 4 | 1 | JAN | 11 | 1/11/2004 | 257,507 | 135,485 |
| 12-Jan-2004 | 2004 | 4 | 1 | JAN | 12 | 1/12/2004 | 222,047 | 125,479 |
| 13-Jan-2004 | 2004 | 4 | 1 | JAN | 13 | 1/13/2004 | 269,305 | 119,758 |
| 14-Jan-2004 | 2004 | 4 | 1 | JAN | 14 | 1/14/2004 | 315,979 | 119,560 |
| 15-Jan-2004 | 2004 | 4 | 1 | JAN | 15 | 1/15/2004 | 327,740 | 138,436 |
| 16-Jan-2004 | 2004 | 4 | 1 | JAN | 16 | 1/16/2004 | 296,315 | 162,369 |
| 17-Jan-2004 | 2004 | 4 | 1 | JAN | 17 | 1/17/2004 | 315,979 | 188,887 |
| 18-Jan-2004 | 2004 | 4 | 1 | JAN | 18 | 1/18/2004 | 327,736 | 191,754 |
| 19-Jan-2004 | 2004 | 4 | 1 | JAN | 19 | 1/19/2004 | 296,058 | 173,923 |
| 20-Jan-2004 | 2004 | 4 | 1 | JAN | 20 | 1/20/2004 | 277,164 | 167,183 |
| 21-Jan-2004 | 2004 | 4 | 1 | JAN | 21 | 1/21/2004 | 279,052 | 172,790 |
| 22-Jan-2004 | 2004 | 4 | 1 | JAN | 22 | 1/22/2004 | 293,924 | 186,127 |
| 23-Jan-2004 | 2004 | 4 | 1 | JAN | 23 | 1/23/2004 | 309,616 | 187,275 |
| 24-Jan-2004 | 2004 | 4 | 1 | JAN | 24 | 1/24/2004 | 285,508 | 166,803 |
| 25-Jan-2004 | 2004 | 4 | 1 | JAN | 25 | 1/25/2004 | 279,403 | 163,020 |
| 26-Jan-2004 | 2004 | 4 | 1 | JAN | 26 | 1/26/2004 | 248,507 | 140,543 |
| 27-Jan-2004 | 2004 | 4 | 1 | JAN | 27 | 1/27/2004 | 239,183 | 135,163 |
| 28-Jan-2004 | 2004 | 4 | 1 | JAN | 28 | 1/28/2004 | 235,481 | 133,070 |
| 29-Jan-2004 | 2004 | 4 | 1 | JAN | 29 | 1/29/2004 | 246,828 | 139,482 |
| 30-Jan-2004 | 2004 | 4 | 1 | JAN | 30 | 1/30/2004 | 269,148 | 161,242 |
| 31-Jan-2004 | 2004 | 4 | 1 | JAN | 31 | 1/31/2004 | 279,134 | 168,317 |
| 01-Feb-2004 | 2004 | 5 | 2 | FEB | 1  | 2/1/2004  | 279,251 | 164,969 |
| 02-Feb-2004 | 2004 | 5 | 2 | FEB | 2  | 2/2/2004  | 258,271 | 194,690 |
| 03-Feb-2004 | 2004 | 5 | 2 | FEB | 3  | 2/3/2004  | 249,777 | 144,237 |
| 04-Feb-2004 | 2004 | 5 | 2 | FEB | 4  | 2/4/2004  | 247,465 | 145,728 |
| 05-Feb-2004 | 2004 | 5 | 2 | FEB | 5  | 2/5/2004  | 259,037 | 147,868 |
| 06-Feb-2004 | 2004 | 5 | 2 | FEB | 6  | 2/6/2004  | 298,282 | 168,559 |
| 07-Feb-2004 | 2004 | 5 | 2 | FEB | 7  | 2/7/2004  | 344,196 | 194,505 |
| 08-Feb-2004 | 2004 | 5 | 2 | FEB | 8  | 2/8/2004  | 348,679 | 197,039 |
| 09-Feb-2004 | 2004 | 5 | 2 | FEB | 9  | 2/9/2004  | 310,570 | 175,503 |
| 10-Feb-2004 | 2004 | 5 | 2 | FEB | 10 | 2/10/2004 | 288,900 | 182,210 |
| 11-Feb-2004 | 2004 | 5 | 2 | FEB | 11 | 2/11/2004 | 279,693 | 168,104 |
| 12-Feb-2004 | 2004 | 5 | 2 | FEB | 12 | 2/12/2004 | 269,347 | 161,403 |
| 13-Feb-2004 | 2004 | 5 | 2 | FEB | 13 | 2/13/2004 | 297,848 | 182,564 |
| 14-Feb-2004 | 2004 | 5 | 2 | FEB | 14 | 2/14/2004 | 369,843 | 219,894 |
| 15-Feb-2004 | 2004 | 5 | 2 | FEB | 15 | 2/15/2004 | 381,557 | 228,764 |
| 16-Feb-2004 | 2004 | 5 | 2 | FEB | 16 | 2/16/2004 | 360,162 | 218,410 |
| 17-Feb-2004 | 2004 | 5 | 2 | FEB | 17 | 2/17/2004 | 300,809 | 184,091 |
| 18-Feb-2004 | 2004 | 5 | 2 | FEB | 18 | 2/18/2004 | 306,034 | 189,269 |
| 19-Feb-2004 | 2004 | 5 | 2 | FEB | 19 | 2/19/2004 | 301,962 | 182,821 |
| 20-Feb-2004 | 2004 | 5 | 2 | FEB | 20 | 2/20/2004 | 317,418 | 187,128 |
| 21-Feb-2004 | 2004 | 5 | 2 | FEB | 21 | 2/21/2004 | 338,648 | 202,498 |
| 22-Feb-2004 | 2004 | 5 | 2 | FEB | 22 | 2/22/2004 | 333,950 | 205,370 |
| 23-Feb-2004 | 2004 | 5 | 2 | FEB | 23 | 2/23/2004 | 298,887 | 189,599 |
| 24-Feb-2004 | 2004 | 5 | 2 | FEB | 24 | 2/24/2004 | 292,236 | 184,281 |
| 25-Feb-2004 | 2004 | 5 | 2 | FEB | 25 | 2/25/2004 | 290,428 | 182,028 |
| 26-Feb-2004 | 2004 | 5 | 2 | FEB | 26 | 2/26/2004 | 310,277 | 202,604 |
| 27-Feb-2004 | 2004 | 5 | 2 | FEB | 27 | 2/27/2004 | 310,628 | 194,380 |
| 28-Feb-2004 | 2004 | 5 | 2 | FEB | 28 | 2/28/2004 | 314,901 | 192,144 |
| 29-Feb-2004 | 2004 | 5 | 2 | FEB | 29 | 2/29/2004 | 298,327 | 180,765 |
| 01-Mar-2004 | 2004 | 6 | 3 | MAR | 1  | 3/1/2004  | 273,497 | 162,234 |
| 02-Mar-2004 | 2004 | 6 | 3 | MAR | 2  | 3/2/2004  | 248,617 | 146,469 |
| 03-Mar-2004 | 2004 | 6 | 3 | MAR | 3  | 3/3/2004  | 251,904 | 147,127 |
| 04-Mar-2004 | 2004 | 6 | 3 | MAR | 4  | 3/4/2004  | 258,234 | 153,796 |
| 05-Mar-2004 | 2004 | 6 | 3 | MAR | 5  | 3/5/2004  | 285,523 | 177,388 |
| 06-Mar-2004 | 2004 | 6 | 3 | MAR | 6  | 3/6/2004  | 300,100 | 186,890 |
| 07-Mar-2004 | 2004 | 6 | 3 | MAR | 7  | 3/7/2004  | 317,594 | 191,509 |
| 08-Mar-2004 | 2004 | 6 | 3 | MAR | 8  | 3/8/2004  | 308,780 | 189,667 |
| 09-Mar-2004 | 2004 | 6 | 3 | MAR | 9  | 3/9/2004  | 326,666 | 198,183 |
| 10-Mar-2004 | 2004 | 6 | 3 | MAR | 10 | 3/10/2004 | 304,451 | 188,576 |
| 11-Mar-2004 | 2004 | 6 | 3 | MAR | 11 | 3/11/2004 | 311,101 | 188,475 |
| 12-Mar-2004 | 2004 | 6 | 3 | MAR | 12 | 3/12/2004 | 334,777 | 201,022 |
| 13-Mar-2004 | 2004 | 6 | 3 | MAR | 13 | 3/13/2004 | 347,618 | 204,570 |
| 14-Mar-2004 | 2004 | 6 | 3 | MAR | 14 | 3/14/2004 | 350,068 | 211,732 |
| 15-Mar-2004 | 2004 | 6 | 3 | MAR | 15 | 3/15/2004 | 337,337 | 212,230 |
| 16-Mar-2004 | 2004 | 6 | 3 | MAR | 16 | 3/16/2004 | 351,761 | 208,454 |
| 17-Mar-2004 | 2004 | 6 | 3 | MAR | 17 | 3/17/2004 | 343,729 | 203,694 |
| 18-Mar-2004 | 2004 | 6 | 3 | MAR | 18 | 3/18/2004 | 359,631 | 213,117 |
| 19-Mar-2004 | 2004 | 6 | 3 | MAR | 19 | 3/19/2004 | 368,549 | 223,381 |
| 20-Mar-2004 | 2004 | 6 | 3 | MAR | 20 | 3/20/2004 | 340,623 | 215,474 |
| 21-Mar-2004 | 2004 | 6 | 3 | MAR | 21 | 3/21/2004 | 340,623 | 193,665 |
| 22-Mar-2004 | 2004 | 6 | 3 | MAR | 22 | 3/22/2004 | 331,055 | 186,255 |
| 23-Mar-2004 | 2004 | 6 | 3 | MAR | 23 | 3/23/2004 | 351,061 | 198,494 |
| 24-Mar-2004 | 2004 | 6 | 3 | MAR | 24 | 3/24/2004 | 356,339 | 197,071 |
| 25-Mar-2004 | 2004 | 6 | 3 | MAR | 25 | 3/25/2004 | 352,259 | 203,432 |
| 26-Mar-2004 | 2004 | 6 | 3 | MAR | 26 | 3/26/2004 | 383,436 | 221,630 |
| 27-Mar-2004 | 2004 | 6 | 3 | MAR | 27 | 3/27/2004 | 358,179 | 210,749 |



|             |      |   |   |     |    |           |         |         |
|-------------|------|---|---|-----|----|-----------|---------|---------|
| 28-Mar-2004 | 2004 | 6 | 3 | MAR | 28 | 3/28/2004 | 323,356 | 183,338 |
| 29-Mar-2004 | 2004 | 6 | 3 | MAR | 29 | 3/29/2004 | 293,809 | 174,111 |
| 30-Mar-2004 | 2004 | 6 | 3 | MAR | 30 | 3/30/2004 | 296,666 | 175,804 |
| 31-Mar-2004 | 2004 | 6 | 3 | MAR | 31 | 3/31/2004 | 308,851 | 179,308 |
| 01-Apr-2004 | 2004 | 7 | 4 | APR | 1  | 4/1/2004  | 310,282 | 185,300 |
| 02-Apr-2004 | 2004 | 7 | 4 | APR | 2  | 4/2/2004  | 305,696 | 182,029 |
| 03-Apr-2004 | 2004 | 7 | 4 | APR | 3  | 4/3/2004  | 307,789 | 176,616 |
| 04-Apr-2004 | 2004 | 7 | 4 | APR | 4  | 4/4/2004  | 309,016 | 172,720 |
| 05-Apr-2004 | 2004 | 7 | 4 | APR | 5  | 4/5/2004  | 306,613 | 183,205 |
| 06-Apr-2004 | 2004 | 7 | 4 | APR | 6  | 4/6/2004  | 295,132 | 183,129 |
| 07-Apr-2004 | 2004 | 7 | 4 | APR | 7  | 4/7/2004  | 285,257 | 173,988 |
| 08-Apr-2004 | 2004 | 7 | 4 | APR | 8  | 4/8/2004  | 278,648 | 166,904 |
| 09-Apr-2004 | 2004 | 7 | 4 | APR | 9  | 4/9/2004  | 280,966 | 164,795 |
| 10-Apr-2004 | 2004 | 7 | 4 | APR | 10 | 4/10/2004 | 273,856 | 169,756 |
| 11-Apr-2004 | 2004 | 7 | 4 | APR | 11 | 4/11/2004 | 256,867 | 156,100 |
| 12-Apr-2004 | 2004 | 7 | 4 | APR | 12 | 4/12/2004 | 211,272 | 109,737 |
| 13-Apr-2004 | 2004 | 7 | 4 | APR | 13 | 4/13/2004 | 198,333 | 98,959  |
| 14-Apr-2004 | 2004 | 7 | 4 | APR | 14 | 4/14/2004 | 215,321 | 118,736 |
| 15-Apr-2004 | 2004 | 7 | 4 | APR | 15 | 4/15/2004 | 178,511 | 89,222  |
| 16-Apr-2004 | 2004 | 7 | 4 | APR | 16 | 4/16/2004 | 149,702 | 68,744  |
| 17-Apr-2004 | 2004 | 7 | 4 | APR | 17 | 4/17/2004 | 142,460 | 61,683  |
| 18-Apr-2004 | 2004 | 7 | 4 | APR | 18 | 4/18/2004 | 148,834 | 61,471  |
| 19-Apr-2004 | 2004 | 7 | 4 | APR | 19 | 4/19/2004 | 150,417 | 67,846  |
| 20-Apr-2004 | 2004 | 7 | 4 | APR | 20 | 4/20/2004 | 153,727 | 68,770  |
| 21-Apr-2004 | 2004 | 7 | 4 | APR | 21 | 4/21/2004 | 150,474 | 71,328  |
| 22-Apr-2004 | 2004 | 7 | 4 | APR | 22 | 4/22/2004 | 147,013 | 68,795  |
| 23-Apr-2004 | 2004 | 7 | 4 | APR | 23 | 4/23/2004 | 161,872 | 64,440  |
| 24-Apr-2004 | 2004 | 7 | 4 | APR | 24 | 4/24/2004 | 138,763 | 59,872  |
| 25-Apr-2004 | 2004 | 7 | 4 | APR | 25 | 4/25/2004 | 132,311 | 59,481  |
| 26-Apr-2004 | 2004 | 7 | 4 | APR | 26 | 4/26/2004 | 152,845 | 61,325  |
| 27-Apr-2004 | 2004 | 7 | 4 | APR | 27 | 4/27/2004 | 143,639 | 69,226  |
| 28-Apr-2004 | 2004 | 7 | 4 | APR | 28 | 4/28/2004 | 189,666 | 64,910  |
| 29-Apr-2004 | 2004 | 7 | 4 | APR | 29 | 4/29/2004 | 144,570 | 69,416  |
| 30-Apr-2004 | 2004 | 7 | 4 | APR | 30 | 4/30/2004 | 146,306 | 65,786  |
| 01-May-2004 | 2004 | 8 | 5 | MAY | 1  | 5/1/2004  | 122,214 | 53,652  |
| 02-May-2004 | 2004 | 8 | 5 | MAY | 2  | 5/2/2004  | 127,066 | 55,782  |
| 03-May-2004 | 2004 | 8 | 5 | MAY | 3  | 5/3/2004  | 145,066 | 63,684  |
| 04-May-2004 | 2004 | 8 | 5 | MAY | 4  | 5/4/2004  | 143,391 | 62,949  |
| 05-May-2004 | 2004 | 8 | 5 | MAY | 5  | 5/5/2004  | 126,258 | 55,427  |
| 06-May-2004 | 2004 | 8 | 5 | MAY | 6  | 5/6/2004  | 125,508 | 55,098  |
| 07-May-2004 | 2004 | 8 | 5 | MAY | 7  | 5/7/2004  | 131,954 | 57,928  |
| 08-May-2004 | 2004 | 8 | 5 | MAY | 8  | 5/8/2004  | 97,480  | 42,794  |
| 09-May-2004 | 2004 | 8 | 5 | MAY | 9  | 5/9/2004  | 93,755  | 41,158  |
| 10-May-2004 | 2004 | 8 | 5 | MAY | 10 | 5/10/2004 | 111,456 | 48,929  |
| 11-May-2004 | 2004 | 8 | 5 | MAY | 11 | 5/11/2004 | 117,356 | 51,519  |
| 12-May-2004 | 2004 | 8 | 5 | MAY | 12 | 5/12/2004 | 133,858 | 58,764  |
| 13-May-2004 | 2004 | 8 | 5 | MAY | 13 | 5/13/2004 | 129,558 | 56,876  |
| 14-May-2004 | 2004 | 8 | 5 | MAY | 14 | 5/14/2004 | 114,775 | 50,386  |
| 15-May-2004 | 2004 | 8 | 5 | MAY | 15 | 5/15/2004 | 139,961 | 42,743  |
| 16-May-2004 | 2004 | 8 | 5 | MAY | 16 | 5/16/2004 | 154,267 | 47,977  |
| 17-May-2004 | 2004 | 8 | 5 | MAY | 17 | 5/17/2004 | 176,609 | 55,933  |
| 18-May-2004 | 2004 | 8 | 5 | MAY | 18 | 5/18/2004 | 151,869 | 85,198  |
| 19-May-2004 | 2004 | 8 | 5 | MAY | 19 | 5/19/2004 | 136,380 | 76,509  |
| 20-May-2004 | 2004 | 8 | 5 | MAY | 20 | 5/20/2004 | 141,081 | 79,146  |
| 21-May-2004 | 2004 | 8 | 5 | MAY | 21 | 5/21/2004 | 136,390 | 76,515  |
| 22-May-2004 | 2004 | 8 | 5 | MAY | 22 | 5/22/2004 | 146,581 | 82,232  |
| 23-May-2004 | 2004 | 8 | 5 | MAY | 23 | 5/23/2004 | 167,930 | 94,209  |
| 24-May-2004 | 2004 | 8 | 5 | MAY | 24 | 5/24/2004 | 153,890 | 86,332  |
| 25-May-2004 | 2004 | 8 | 5 | MAY | 25 | 5/25/2004 | 150,626 | 84,501  |
| 26-May-2004 | 2004 | 8 | 5 | MAY | 26 | 5/26/2004 | 142,371 | 79,870  |
| 27-May-2004 | 2004 | 8 | 5 | MAY | 27 | 5/27/2004 | 141,917 | 79,615  |
| 28-May-2004 | 2004 | 8 | 5 | MAY | 28 | 5/28/2004 | 151,495 | 84,988  |
| 29-May-2004 | 2004 | 8 | 5 | MAY | 29 | 5/29/2004 | 158,881 | 89,132  |
| 30-May-2004 | 2004 | 8 | 5 | MAY | 30 | 5/30/2004 | 160,545 | 90,066  |
| 31-May-2004 | 2004 | 8 | 5 | MAY | 31 | 5/31/2004 | 159,774 | 89,633  |
| 01-Jun-2004 | 2004 | 9 | 6 | JUN | 1  | 6/1/2004  | 147,599 | 88,091  |
| 02-Jun-2004 | 2004 | 9 | 6 | JUN | 2  | 6/2/2004  | 145,364 | 88,830  |
| 03-Jun-2004 | 2004 | 9 | 6 | JUN | 3  | 6/3/2004  | 142,315 | 90,263  |
| 04-Jun-2004 | 2004 | 9 | 6 | JUN | 4  | 6/4/2004  | 148,601 | 85,115  |
| 05-Jun-2004 | 2004 | 9 | 6 | JUN | 5  | 6/5/2004  | 148,534 | 75,348  |
| 06-Jun-2004 | 2004 | 9 | 6 | JUN | 6  | 6/6/2004  | 183,364 | 91,545  |
| 07-Jun-2004 | 2004 | 9 | 6 | JUN | 7  | 6/7/2004  | 186,199 | 93,955  |
| 08-Jun-2004 | 2004 | 9 | 6 | JUN | 8  | 6/8/2004  | 183,836 | 103,107 |
| 09-Jun-2004 | 2004 | 9 | 6 | JUN | 9  | 6/9/2004  | 194,698 | 116,200 |
| 10-Jun-2004 | 2004 | 9 | 6 | JUN | 10 | 6/10/2004 | 279,666 | 170,900 |
| 11-Jun-2004 | 2004 | 9 | 6 | JUN | 11 | 6/11/2004 | 293,734 | 186,300 |
| 12-Jun-2004 | 2004 | 9 | 6 | JUN | 12 | 6/12/2004 | 223,125 | 127,800 |
| 13-Jun-2004 | 2004 | 9 | 6 | JUN | 13 | 6/13/2004 | 212,308 | 107,700 |
| 14-Jun-2004 | 2004 | 9 | 6 | JUN | 14 | 6/14/2004 | 216,123 | 107,900 |

|             |      |    |   |     |    |           |         |         |
|-------------|------|----|---|-----|----|-----------|---------|---------|
| 15-Jun-2004 | 2004 | 9  | 6 | JUN | 15 | 6/15/2004 | 209,474 | 105,700 |
| 16-Jun-2004 | 2004 | 9  | 6 | JUN | 16 | 6/16/2004 | 198,235 | 111,210 |
| 17-Jun-2004 | 2004 | 9  | 6 | JUN | 17 | 6/17/2004 | 198,453 | 111,332 |
| 18-Jun-2004 | 2004 | 9  | 6 | JUN | 18 | 6/18/2004 | 211,066 | 118,408 |
| 19-Jun-2004 | 2004 | 9  | 6 | JUN | 19 | 6/19/2004 | 209,659 | 117,619 |
| 20-Jun-2004 | 2004 | 9  | 6 | JUN | 20 | 6/20/2004 | 206,418 | 115,800 |
| 21-Jun-2004 | 2004 | 9  | 6 | JUN | 21 | 6/21/2004 | 200,538 | 112,502 |
| 22-Jun-2004 | 2004 | 9  | 6 | JUN | 22 | 6/22/2004 | 207,492 | 116,403 |
| 23-Jun-2004 | 2004 | 9  | 6 | JUN | 23 | 6/23/2004 | 211,941 | 118,899 |
| 24-Jun-2004 | 2004 | 9  | 6 | JUN | 24 | 6/24/2004 | 219,617 | 123,205 |
| 25-Jun-2004 | 2004 | 9  | 6 | JUN | 25 | 6/25/2004 | 232,324 | 130,334 |
| 26-Jun-2004 | 2004 | 9  | 6 | JUN | 26 | 6/26/2004 | 244,668 | 137,259 |
| 27-Jun-2004 | 2004 | 9  | 6 | JUN | 27 | 6/27/2004 | 220,988 | 123,974 |
| 28-Jun-2004 | 2004 | 9  | 6 | JUN | 28 | 6/28/2004 | 210,263 | 117,958 |
| 29-Jun-2004 | 2004 | 9  | 6 | JUN | 29 | 6/29/2004 | 204,055 | 106,600 |
| 30-Jun-2004 | 2004 | 9  | 6 | JUN | 30 | 6/30/2004 | 214,521 | 107,500 |
| 01-Jul-2004 | 2004 | 10 | 7 | JUL | 1  | 7/1/2004  | 216,827 | 110,400 |
| 02-Jul-2004 | 2004 | 10 | 7 | JUL | 2  | 7/2/2004  | 228,212 | 114,700 |
| 03-Jul-2004 | 2004 | 10 | 7 | JUL | 3  | 7/3/2004  | 237,684 | 114,400 |
| 04-Jul-2004 | 2004 | 10 | 7 | JUL | 4  | 7/4/2004  | 267,931 | 126,600 |
| 05-Jul-2004 | 2004 | 10 | 7 | JUL | 5  | 7/5/2004  | 261,303 | 121,000 |
| 06-Jul-2004 | 2004 | 10 | 7 | JUL | 6  | 7/6/2004  | 218,484 | 122,570 |
| 07-Jul-2004 | 2004 | 10 | 7 | JUL | 7  | 7/7/2004  | 235,836 | 123,300 |
| 08-Jul-2004 | 2004 | 10 | 7 | JUL | 8  | 7/8/2004  | 237,966 | 127,200 |
| 09-Jul-2004 | 2004 | 10 | 7 | JUL | 9  | 7/9/2004  | 234,168 | 122,600 |
| 10-Jul-2004 | 2004 | 10 | 7 | JUL | 10 | 7/10/2004 | 233,708 | 121,700 |
| 11-Jul-2004 | 2004 | 10 | 7 | JUL | 11 | 7/11/2004 | 229,111 | 93,000  |
| 12-Jul-2004 | 2004 | 10 | 7 | JUL | 12 | 7/12/2004 | 229,126 | 112,600 |
| 13-Jul-2004 | 2004 | 10 | 7 | JUL | 13 | 7/13/2004 | 221,153 | 116,400 |
| 14-Jul-2004 | 2004 | 10 | 7 | JUL | 14 | 7/14/2004 | 182,793 | 117,100 |
| 15-Jul-2004 | 2004 | 10 | 7 | JUL | 15 | 7/15/2004 | 234,499 | 127,500 |
| 16-Jul-2004 | 2004 | 10 | 7 | JUL | 16 | 7/16/2004 | 245,242 | 133,200 |
| 17-Jul-2004 | 2004 | 10 | 7 | JUL | 17 | 7/17/2004 | 253,253 | 138,900 |
| 18-Jul-2004 | 2004 | 10 | 7 | JUL | 18 | 7/18/2004 | 254,138 | 134,700 |
| 19-Jul-2004 | 2004 | 10 | 7 | JUL | 19 | 7/19/2004 | 231,693 | 124,500 |
| 20-Jul-2004 | 2004 | 10 | 7 | JUL | 20 | 7/20/2004 | 226,557 | 133,600 |
| 21-Jul-2004 | 2004 | 10 | 7 | JUL | 21 | 7/21/2004 | 219,687 | 120,000 |
| 22-Jul-2004 | 2004 | 10 | 7 | JUL | 22 | 7/22/2004 | 217,845 | 111,900 |
| 23-Jul-2004 | 2004 | 10 | 7 | JUL | 23 | 7/23/2004 | 223,617 | 114,600 |
| 24-Jul-2004 | 2004 | 10 | 7 | JUL | 24 | 7/24/2004 | 237,894 | 131,900 |
| 25-Jul-2004 | 2004 | 10 | 7 | JUL | 25 | 7/25/2004 | 238,961 | 131,700 |
| 26-Jul-2004 | 2004 | 10 | 7 | JUL | 26 | 7/26/2004 | 250,280 | 140,500 |
| 27-Jul-2004 | 2004 | 10 | 7 | JUL | 27 | 7/27/2004 | 264,879 | 138,500 |
| 28-Jul-2004 | 2004 | 10 | 7 | JUL | 28 | 7/28/2004 | 293,926 | 153,700 |
| 29-Jul-2004 | 2004 | 10 | 7 | JUL | 29 | 7/29/2004 | 302,910 | 158,400 |
| 30-Jul-2004 | 2004 | 10 | 7 | JUL | 30 | 7/30/2004 | 298,379 | 156,000 |
| 31-Jul-2004 | 2004 | 10 | 7 | JUL | 31 | 7/31/2004 | 294,742 | 154,100 |
| 01-Aug-2004 | 2004 | 11 | 8 | AUG | 1  | 8/1/2004  | 275,539 | 145,100 |
| 02-Aug-2004 | 2004 | 11 | 8 | AUG | 2  | 8/2/2004  | 258,565 | 136,200 |
| 03-Aug-2004 | 2004 | 11 | 8 | AUG | 3  | 8/3/2004  | 247,632 | 123,100 |
| 04-Aug-2004 | 2004 | 11 | 8 | AUG | 4  | 8/4/2004  | 233,262 | 114,000 |
| 05-Aug-2004 | 2004 | 11 | 8 | AUG | 5  | 8/5/2004  | 240,177 | 125,100 |
| 06-Aug-2004 | 2004 | 11 | 8 | AUG | 6  | 8/6/2004  | 261,972 | 133,200 |
| 07-Aug-2004 | 2004 | 11 | 8 | AUG | 7  | 8/7/2004  | 262,579 | 140,500 |
| 08-Aug-2004 | 2004 | 11 | 8 | AUG | 8  | 8/8/2004  | 232,457 | 116,500 |
| 09-Aug-2004 | 2004 | 11 | 8 | AUG | 9  | 8/9/2004  | 221,177 | 105,600 |
| 10-Aug-2004 | 2004 | 11 | 8 | AUG | 10 | 8/10/2004 | 221,938 | 107,800 |
| 11-Aug-2004 | 2004 | 11 | 8 | AUG | 11 | 8/11/2004 | 216,490 | 101,900 |
| 12-Aug-2004 | 2004 | 11 | 8 | AUG | 12 | 8/12/2004 | 213,627 | 105,700 |
| 13-Aug-2004 | 2004 | 11 | 8 | AUG | 13 | 8/13/2004 | 224,796 | 120,200 |
| 14-Aug-2004 | 2004 | 11 | 8 | AUG | 14 | 8/14/2004 | 224,504 | 114,300 |
| 15-Aug-2004 | 2004 | 11 | 8 | AUG | 15 | 8/15/2004 | 212,631 | 109,000 |
| 16-Aug-2004 | 2004 | 11 | 8 | AUG | 16 | 8/16/2004 | 219,423 | 114,900 |
| 17-Aug-2004 | 2004 | 11 | 8 | AUG | 17 | 8/17/2004 | 240,038 | 126,500 |
| 18-Aug-2004 | 2004 | 11 | 8 | AUG | 18 | 8/18/2004 | 229,032 | 120,700 |
| 19-Aug-2004 | 2004 | 11 | 8 | AUG | 19 | 8/19/2004 | 232,827 | 122,700 |
| 20-Aug-2004 | 2004 | 11 | 8 | AUG | 20 | 8/20/2004 | 263,378 | 138,800 |
| 21-Aug-2004 | 2004 | 11 | 8 | AUG | 21 | 8/21/2004 | 246,679 | 130,000 |
| 22-Aug-2004 | 2004 | 11 | 8 | AUG | 22 | 8/22/2004 | 210,815 | 111,100 |
| 23-Aug-2004 | 2004 | 11 | 8 | AUG | 23 | 8/23/2004 | 211,584 | 113,200 |
| 24-Aug-2004 | 2004 | 11 | 8 | AUG | 24 | 8/24/2004 | 219,845 | 115,000 |
| 25-Aug-2004 | 2004 | 11 | 8 | AUG | 25 | 8/25/2004 | 220,303 | 116,100 |
| 26-Aug-2004 | 2004 | 11 | 8 | AUG | 26 | 8/26/2004 | 232,068 | 122,300 |
| 27-Aug-2004 | 2004 | 11 | 8 | AUG | 27 | 8/27/2004 | 234,345 | 123,500 |
| 28-Aug-2004 | 2004 | 11 | 8 | AUG | 28 | 8/28/2004 | 235,294 | 124,000 |
| 29-Aug-2004 | 2004 | 11 | 8 | AUG | 29 | 8/29/2004 | 208,189 | 110,100 |
| 30-Aug-2004 | 2004 | 11 | 8 | AUG | 30 | 8/30/2004 | 200,190 | 105,500 |
| 31-Aug-2004 | 2004 | 11 | 8 | AUG | 31 | 8/31/2004 | 193,359 | 101,900 |
| 01-Sep-2004 | 2004 | 12 | 9 | SEP | 1  | 9/1/2004  | 232,313 | 121,500 |

|             |      |    |    |     |    |            |         |         |
|-------------|------|----|----|-----|----|------------|---------|---------|
| 02-Sep-2004 | 2004 | 12 | 9  | SEP | 2  | 9/2/2004   | 230,975 | 120,800 |
| 03-Sep-2004 | 2004 | 12 | 9  | SEP | 3  | 9/3/2004   | 236,902 | 123,900 |
| 04-Sep-2004 | 2004 | 12 | 9  | SEP | 4  | 9/4/2004   | 247,801 | 129,600 |
| 05-Sep-2004 | 2004 | 12 | 9  | SEP | 5  | 9/5/2004   | 236,137 | 123,500 |
| 06-Sep-2004 | 2004 | 12 | 9  | SEP | 6  | 9/6/2004   | 221,797 | 116,000 |
| 07-Sep-2004 | 2004 | 12 | 9  | SEP | 7  | 9/7/2004   | 236,137 | 123,500 |
| 08-Sep-2004 | 2004 | 12 | 9  | SEP | 8  | 9/8/2004   | 247,801 | 129,600 |
| 09-Sep-2004 | 2004 | 12 | 9  | SEP | 9  | 9/9/2004   | 236,902 | 123,900 |
| 10-Sep-2004 | 2004 | 12 | 9  | SEP | 10 | 9/10/2004  | 201,547 | 120,500 |
| 11-Sep-2004 | 2004 | 12 | 9  | SEP | 11 | 9/11/2004  | 200,758 | 118,000 |
| 12-Sep-2004 | 2004 | 12 | 9  | SEP | 12 | 9/12/2004  | 208,074 | 120,100 |
| 13-Sep-2004 | 2004 | 12 | 9  | SEP | 13 | 9/13/2004  | 203,207 | 115,200 |
| 14-Sep-2004 | 2004 | 12 | 9  | SEP | 14 | 9/14/2004  | 199,556 | 114,900 |
| 15-Sep-2004 | 2004 | 12 | 9  | SEP | 15 | 9/15/2004  | 183,941 | 99,300  |
| 16-Sep-2004 | 2004 | 12 | 9  | SEP | 16 | 9/16/2004  | 182,925 | 97,200  |
| 17-Sep-2004 | 2004 | 12 | 9  | SEP | 17 | 9/17/2004  | 186,449 | 103,000 |
| 18-Sep-2004 | 2004 | 12 | 9  | SEP | 18 | 9/18/2004  | 191,034 | 105,400 |
| 19-Sep-2004 | 2004 | 12 | 9  | SEP | 19 | 9/19/2004  | 192,876 | 100,600 |
| 20-Sep-2004 | 2004 | 12 | 9  | SEP | 20 | 9/20/2004  | 187,941 | 96,400  |
| 21-Sep-2004 | 2004 | 12 | 9  | SEP | 21 | 9/21/2004  | 176,265 | 98,600  |
| 22-Sep-2004 | 2004 | 12 | 9  | SEP | 22 | 9/22/2004  | 194,966 | 117,500 |
| 23-Sep-2004 | 2004 | 12 | 9  | SEP | 23 | 9/23/2004  | 231,053 | 150,300 |
| 24-Sep-2004 | 2004 | 12 | 9  | SEP | 24 | 9/24/2004  | 235,706 | 156,500 |
| 25-Sep-2004 | 2004 | 12 | 9  | SEP | 25 | 9/25/2004  | 199,859 | 126,300 |
| 26-Sep-2004 | 2004 | 12 | 9  | SEP | 26 | 9/26/2004  | 187,435 | 115,900 |
| 27-Sep-2004 | 2004 | 12 | 9  | SEP | 27 | 9/27/2004  | 179,335 | 104,700 |
| 28-Sep-2004 | 2004 | 12 | 9  | SEP | 28 | 9/28/2004  | 172,464 | 101,700 |
| 29-Sep-2004 | 2004 | 12 | 9  | SEP | 29 | 9/29/2004  | 167,821 | 102,200 |
| 30-Sep-2004 | 2004 | 12 | 9  | SEP | 30 | 9/30/2004  | 177,581 | 117,000 |
| 01-Oct-2004 | 2004 | 1  | 10 | OCT | 1  | 10/1/2004  | 179,858 | 61,600  |
| 02-Oct-2004 | 2004 | 1  | 10 | OCT | 2  | 10/2/2004  | 173,615 | 104,600 |
| 03-Oct-2004 | 2004 | 1  | 10 | OCT | 3  | 10/3/2004  | 173,787 | 107,700 |
| 04-Oct-2004 | 2004 | 1  | 10 | OCT | 4  | 10/4/2004  | 179,937 | 110,200 |
| 05-Oct-2004 | 2004 | 1  | 10 | OCT | 5  | 10/5/2004  | 180,057 | 110,300 |
| 06-Oct-2004 | 2004 | 1  | 10 | OCT | 6  | 10/6/2004  | 169,152 | 101,800 |
| 07-Oct-2004 | 2004 | 1  | 10 | OCT | 7  | 10/7/2004  | 151,278 | 84,500  |
| 08-Oct-2004 | 2004 | 1  | 10 | OCT | 8  | 10/8/2004  | 138,695 | 73,100  |
| 09-Oct-2004 | 2004 | 1  | 10 | OCT | 9  | 10/9/2004  | 131,633 | 66,100  |
| 10-Oct-2004 | 2004 | 1  | 10 | OCT | 10 | 10/10/2004 | 142,794 | 73,200  |
| 11-Oct-2004 | 2004 | 1  | 10 | OCT | 11 | 10/11/2004 | 134,524 | 70,800  |
| 12-Oct-2004 | 2004 | 1  | 10 | OCT | 12 | 10/12/2004 | 132,988 | 72,200  |
| 13-Oct-2004 | 2004 | 1  | 10 | OCT | 13 | 10/13/2004 | 133,709 | 71,700  |
| 14-Oct-2004 | 2004 | 1  | 10 | OCT | 14 | 10/14/2004 | 138,198 | 83,500  |
| 15-Oct-2004 | 2004 | 1  | 10 | OCT | 15 | 10/15/2004 | 131,945 | 79,700  |
| 16-Oct-2004 | 2004 | 1  | 10 | OCT | 16 | 10/16/2004 | 126,870 | 74,200  |
| 17-Oct-2004 | 2004 | 1  | 10 | OCT | 17 | 10/17/2004 | 117,471 | 59,500  |
| 18-Oct-2004 | 2004 | 1  | 10 | OCT | 18 | 10/18/2004 | 134,286 | 75,000  |
| 19-Oct-2004 | 2004 | 1  | 10 | OCT | 19 | 10/19/2004 | 132,507 | 72,800  |
| 20-Oct-2004 | 2004 | 1  | 10 | OCT | 20 | 10/20/2004 | 132,142 | 71,300  |
| 21-Oct-2004 | 2004 | 1  | 10 | OCT | 21 | 10/21/2004 | 142,774 | 86,500  |
| 22-Oct-2004 | 2004 | 1  | 10 | OCT | 22 | 10/22/2004 | 140,091 | 86,700  |
| 23-Oct-2004 | 2004 | 1  | 10 | OCT | 23 | 10/23/2004 | 133,774 | 76,800  |
| 24-Oct-2004 | 2004 | 1  | 10 | OCT | 24 | 10/24/2004 | 135,960 | 80,700  |
| 25-Oct-2004 | 2004 | 1  | 10 | OCT | 25 | 10/25/2004 | 133,742 | 79,100  |
| 26-Oct-2004 | 2004 | 1  | 10 | OCT | 26 | 10/26/2004 | 123,282 | 69,400  |
| 27-Oct-2004 | 2004 | 1  | 10 | OCT | 27 | 10/27/2004 | 126,694 | 74,300  |
| 28-Oct-2004 | 2004 | 1  | 10 | OCT | 28 | 10/28/2004 | 131,423 | 75,200  |
| 29-Oct-2004 | 2004 | 1  | 10 | OCT | 29 | 10/29/2004 | 123,221 | 72,500  |
| 30-Oct-2004 | 2004 | 1  | 10 | OCT | 30 | 10/30/2004 | 128,557 | 74,400  |
| 31-Oct-2004 | 2004 | 1  | 10 | OCT | 31 | 10/31/2004 | 135,595 | 77,800  |
| 01-Nov-2004 | 2004 | 2  | 11 | NOV | 1  | 11/1/2004  | 138,933 | 84,800  |
| 02-Nov-2004 | 2004 | 2  | 11 | NOV | 2  | 11/2/2004  | 136,815 | 81,600  |
| 03-Nov-2004 | 2004 | 2  | 11 | NOV | 3  | 11/3/2004  | 137,187 | 76,400  |
| 04-Nov-2004 | 2004 | 2  | 11 | NOV | 4  | 11/4/2004  | 142,347 | 87,600  |
| 05-Nov-2004 | 2004 | 2  | 11 | NOV | 5  | 11/5/2004  | 140,808 | 89,100  |
| 06-Nov-2004 | 2004 | 2  | 11 | NOV | 6  | 11/6/2004  | 148,210 | 93,700  |
| 07-Nov-2004 | 2004 | 2  | 11 | NOV | 7  | 11/7/2004  | 133,519 | 72,600  |
| 08-Nov-2004 | 2004 | 2  | 11 | NOV | 8  | 11/8/2004  | 138,620 | 72,000  |
| 09-Nov-2004 | 2004 | 2  | 11 | NOV | 9  | 11/9/2004  | 158,519 | 76,900  |
| 10-Nov-2004 | 2004 | 2  | 11 | NOV | 10 | 11/10/2004 | 141,057 | 76,500  |
| 11-Nov-2004 | 2004 | 2  | 11 | NOV | 11 | 11/11/2004 | 147,141 | 85,700  |
| 12-Nov-2004 | 2004 | 2  | 11 | NOV | 12 | 11/12/2004 | 162,351 | 103,300 |
| 13-Nov-2004 | 2004 | 2  | 11 | NOV | 13 | 11/13/2004 | 148,668 | 83,500  |
| 14-Nov-2004 | 2004 | 2  | 11 | NOV | 14 | 11/14/2004 | 148,343 | 81,200  |
| 15-Nov-2004 | 2004 | 2  | 11 | NOV | 15 | 11/15/2004 | 142,107 | 79,500  |
| 16-Nov-2004 | 2004 | 2  | 11 | NOV | 16 | 11/16/2004 | 145,878 | 84,100  |
| 17-Nov-2004 | 2004 | 2  | 11 | NOV | 17 | 11/17/2004 | 164,280 | 103,900 |
| 18-Nov-2004 | 2004 | 2  | 11 | NOV | 18 | 11/18/2004 | 161,047 | 65,500  |
| 19-Nov-2004 | 2004 | 2  | 11 | NOV | 19 | 11/19/2004 | 174,818 | 119,300 |

|             |      |   |    |     |    |            |         |         |
|-------------|------|---|----|-----|----|------------|---------|---------|
| 20-Nov-2004 | 2004 | 2 | 11 | NOV | 20 | 11/20/2004 | 159,391 | 94,100  |
| 21-Nov-2004 | 2004 | 2 | 11 | NOV | 21 | 11/21/2004 | 165,374 | 97,400  |
| 22-Nov-2004 | 2004 | 2 | 11 | NOV | 22 | 11/22/2004 | 163,883 | 98,000  |
| 23-Nov-2004 | 2004 | 2 | 11 | NOV | 23 | 11/23/2004 | 164,368 | 48,700  |
| 24-Nov-2004 | 2004 | 2 | 11 | NOV | 24 | 11/24/2004 | 169,817 | 49,700  |
| 25-Nov-2004 | 2004 | 2 | 11 | NOV | 25 | 11/25/2004 | 194,477 | 96,400  |
| 26-Nov-2004 | 2004 | 2 | 11 | NOV | 26 | 11/26/2004 | 226,158 | 142,000 |
| 27-Nov-2004 | 2004 | 2 | 11 | NOV | 27 | 11/27/2004 | 204,642 | 122,800 |
| 28-Nov-2004 | 2004 | 2 | 11 | NOV | 28 | 11/28/2004 | 199,425 | 118,300 |
| 29-Nov-2004 | 2004 | 2 | 11 | NOV | 29 | 11/29/2004 | 190,280 | 119,300 |
| 30-Nov-2004 | 2004 | 2 | 11 | NOV | 30 | 11/30/2004 | 186,856 | 111,600 |
| 01-Dec-2004 | 2004 | 3 | 12 | DEC | 1  | 12/1/2004  | 178,661 | 104,000 |
| 02-Dec-2004 | 2004 | 3 | 12 | DEC | 2  | 12/2/2004  | 175,049 | 108,900 |
| 03-Dec-2004 | 2004 | 3 | 12 | DEC | 3  | 12/3/2004  | 168,149 | 116,948 |
| 04-Dec-2004 | 2004 | 3 | 12 | DEC | 4  | 12/4/2004  | 177,464 | 123,426 |
| 05-Dec-2004 | 2004 | 3 | 12 | DEC | 5  | 12/5/2004  | 169,441 | 117,846 |
| 06-Dec-2004 | 2004 | 3 | 12 | DEC | 6  | 12/6/2004  | 168,010 | 116,851 |
| 07-Dec-2004 | 2004 | 3 | 12 | DEC | 7  | 12/7/2004  | 167,969 | 116,822 |
| 08-Dec-2004 | 2004 | 3 | 12 | DEC | 8  | 12/8/2004  | 170,836 | 118,817 |
| 09-Dec-2004 | 2004 | 3 | 12 | DEC | 9  | 12/9/2004  | 195,324 | 135,848 |
| 10-Dec-2004 | 2004 | 3 | 12 | DEC | 10 | 12/10/2004 | 178,824 | 117,500 |
| 11-Dec-2004 | 2004 | 3 | 12 | DEC | 11 | 12/11/2004 | 205,911 | 140,500 |
| 12-Dec-2004 | 2004 | 3 | 12 | DEC | 12 | 12/12/2004 | 202,515 | 132,700 |
| 13-Dec-2004 | 2004 | 3 | 12 | DEC | 13 | 12/13/2004 | 190,608 | 129,400 |
| 14-Dec-2004 | 2004 | 3 | 12 | DEC | 14 | 12/14/2004 | 189,352 | 128,400 |
| 15-Dec-2004 | 2004 | 3 | 12 | DEC | 15 | 12/15/2004 | 186,414 | 127,400 |
| 16-Dec-2004 | 2004 | 3 | 12 | DEC | 16 | 12/16/2004 | 190,133 | 129,800 |
| 17-Dec-2004 | 2004 | 3 | 12 | DEC | 17 | 12/17/2004 | 211,830 | 152,000 |
| 18-Dec-2004 | 2004 | 3 | 12 | DEC | 18 | 12/18/2004 | 256,696 | 195,600 |
| 19-Dec-2004 | 2004 | 3 | 12 | DEC | 19 | 12/19/2004 | 286,851 | 217,400 |
| 20-Dec-2004 | 2004 | 3 | 12 | DEC | 20 | 12/20/2004 | 296,998 | 218,400 |
| 21-Dec-2004 | 2004 | 3 | 12 | DEC | 21 | 12/21/2004 | 287,139 | 222,800 |
| 22-Dec-2004 | 2004 | 3 | 12 | DEC | 22 | 12/22/2004 | 291,604 | 216,700 |
| 23-Dec-2004 | 2004 | 3 | 12 | DEC | 23 | 12/23/2004 | 291,813 | 209,600 |
| 24-Dec-2004 | 2004 | 3 | 12 | DEC | 24 | 12/24/2004 | 304,359 | 205,900 |
| 25-Dec-2004 | 2004 | 3 | 12 | DEC | 25 | 12/25/2004 | 298,022 | 186,100 |
| 26-Dec-2004 | 2004 | 3 | 12 | DEC | 26 | 12/26/2004 | 331,501 | 205,100 |
| 27-Dec-2004 | 2004 | 3 | 12 | DEC | 27 | 12/27/2004 | 366,442 | 206,500 |
| 28-Dec-2004 | 2004 | 3 | 12 | DEC | 28 | 12/28/2004 | 463,782 | 241,700 |
| 29-Dec-2004 | 2004 | 3 | 12 | DEC | 29 | 12/29/2004 | 427,008 | 292,200 |
| 30-Dec-2004 | 2004 | 3 | 12 | DEC | 30 | 12/30/2004 | 415,128 | 285,500 |
| 31-Dec-2004 | 2004 | 3 | 12 | DEC | 31 | 12/31/2004 | 432,214 | 286,200 |
| 01-Jan-2005 | 2005 | 4 | 1  | JAN | 1  | 1/1/2005   | 394,132 | 252,200 |
| 02-Jan-2005 | 2005 | 4 | 1  | JAN | 2  | 1/2/2005   | 312,831 | 199,800 |
| 03-Jan-2005 | 2005 | 4 | 1  | JAN | 3  | 1/3/2005   | 281,069 | 181,800 |
| 04-Jan-2005 | 2005 | 4 | 1  | JAN | 4  | 1/4/2005   | 299,966 | 175,400 |
| 05-Jan-2005 | 2005 | 4 | 1  | JAN | 5  | 1/5/2005   | 255,325 | 165,900 |
| 06-Jan-2005 | 2005 | 4 | 1  | JAN | 6  | 1/6/2005   | 262,819 | 171,400 |
| 07-Jan-2005 | 2005 | 4 | 1  | JAN | 7  | 1/7/2005   | 277,482 | 180,300 |
| 08-Jan-2005 | 2005 | 4 | 1  | JAN | 8  | 1/8/2005   | 299,117 | 171,400 |
| 09-Jan-2005 | 2005 | 4 | 1  | JAN | 9  | 1/9/2005   | 295,925 | 180,300 |
| 10-Jan-2005 | 2005 | 4 | 1  | JAN | 10 | 1/10/2005  | 297,880 | 172,200 |
| 11-Jan-2005 | 2005 | 4 | 1  | JAN | 11 | 1/11/2005  | 256,629 | 169,300 |
| 12-Jan-2005 | 2005 | 4 | 1  | JAN | 12 | 1/12/2005  | 249,049 | 158,600 |
| 13-Jan-2005 | 2005 | 4 | 1  | JAN | 13 | 1/13/2005  | 237,567 | 157,000 |
| 14-Jan-2005 | 2005 | 4 | 1  | JAN | 14 | 1/14/2005  | 262,328 | 179,900 |
| 15-Jan-2005 | 2005 | 4 | 1  | JAN | 15 | 1/15/2005  | 319,867 | 215,800 |
| 16-Jan-2005 | 2005 | 4 | 1  | JAN | 16 | 1/16/2005  | 326,248 | 215,400 |
| 17-Jan-2005 | 2005 | 4 | 1  | JAN | 17 | 1/17/2005  | 306,352 | 212,200 |
| 18-Jan-2005 | 2005 | 4 | 1  | JAN | 18 | 1/18/2005  | 256,257 | 182,100 |
| 19-Jan-2005 | 2005 | 4 | 1  | JAN | 19 | 1/19/2005  | 252,876 | 183,500 |
| 20-Jan-2005 | 2005 | 4 | 1  | JAN | 20 | 1/20/2005  | 263,285 | 190,100 |
| 21-Jan-2005 | 2005 | 4 | 1  | JAN | 21 | 1/21/2005  | 258,732 | 187,300 |
| 22-Jan-2005 | 2005 | 4 | 1  | JAN | 22 | 1/22/2005  | 272,158 | 193,800 |
| 23-Jan-2005 | 2005 | 4 | 1  | JAN | 23 | 1/23/2005  | 273,622 | 190,800 |
| 24-Jan-2005 | 2005 | 4 | 1  | JAN | 24 | 1/24/2005  | 243,720 | 169,300 |
| 25-Jan-2005 | 2005 | 4 | 1  | JAN | 25 | 1/25/2005  | 241,562 | 158,100 |
| 26-Jan-2005 | 2005 | 4 | 1  | JAN | 26 | 1/26/2005  | 238,951 | 163,900 |
| 27-Jan-2005 | 2005 | 4 | 1  | JAN | 27 | 1/27/2005  | 246,761 | 175,400 |
| 28-Jan-2005 | 2005 | 4 | 1  | JAN | 28 | 1/28/2005  | 260,787 | 185,200 |
| 29-Jan-2005 | 2005 | 4 | 1  | JAN | 29 | 1/29/2005  | 290,322 | 211,600 |
| 30-Jan-2005 | 2005 | 4 | 1  | JAN | 30 | 1/30/2005  | 289,304 | 207,900 |
| 31-Jan-2005 | 2005 | 4 | 1  | JAN | 31 | 1/31/2005  | 281,590 | 184,600 |
| 01-Feb-2005 | 2005 | 5 | 2  | FEB | 1  | 2/1/2005   | 250,556 | 179,100 |
| 02-Feb-2005 | 2005 | 5 | 2  | FEB | 2  | 2/2/2005   | 252,560 | 178,600 |
| 03-Feb-2005 | 2005 | 5 | 2  | FEB | 3  | 2/3/2005   | 262,527 | 185,460 |
| 04-Feb-2005 | 2005 | 5 | 2  | FEB | 4  | 2/4/2005   | 269,722 | 189,900 |
| 05-Feb-2005 | 2005 | 5 | 2  | FEB | 5  | 2/5/2005   | 287,217 | 197,100 |
| 06-Feb-2005 | 2005 | 5 | 2  | FEB | 6  | 2/6/2005   | 284,423 | 191,800 |

|             |      |   |   |     |    |           |         |         |
|-------------|------|---|---|-----|----|-----------|---------|---------|
| 07-Feb-2005 | 2005 | 5 | 2 | FEB | 7  | 2/7/2005  | 256,168 | 185,000 |
| 08-Feb-2005 | 2005 | 5 | 2 | FEB | 8  | 2/8/2005  | 248,409 | 167,600 |
| 09-Feb-2005 | 2005 | 5 | 2 | FEB | 9  | 2/9/2005  | 254,993 | 179,200 |
| 10-Feb-2005 | 2005 | 5 | 2 | FEB | 10 | 2/10/2005 | 261,333 | 188,900 |
| 11-Feb-2005 | 2005 | 5 | 2 | FEB | 11 | 2/11/2005 | 273,533 | 195,200 |
| 12-Feb-2005 | 2005 | 5 | 2 | FEB | 12 | 2/12/2005 | 307,430 | 228,800 |
| 13-Feb-2005 | 2005 | 5 | 2 | FEB | 13 | 2/13/2005 | 305,007 | 224,700 |
| 14-Feb-2005 | 2005 | 5 | 2 | FEB | 14 | 2/14/2005 | 300,262 | 219,800 |
| 15-Feb-2005 | 2005 | 5 | 2 | FEB | 15 | 2/15/2005 | 284,198 | 210,000 |
| 16-Feb-2005 | 2005 | 5 | 2 | FEB | 16 | 2/16/2005 | 277,024 | 195,600 |
| 17-Feb-2005 | 2005 | 5 | 2 | FEB | 17 | 2/17/2005 | 278,148 | 197,600 |
| 18-Feb-2005 | 2005 | 5 | 2 | FEB | 18 | 2/18/2005 | 309,810 | 215,700 |
| 19-Feb-2005 | 2005 | 5 | 2 | FEB | 19 | 2/19/2005 | 340,670 | 240,600 |
| 20-Feb-2005 | 2005 | 5 | 2 | FEB | 20 | 2/20/2005 | 382,606 | 270,900 |
| 21-Feb-2005 | 2005 | 5 | 2 | FEB | 21 | 2/21/2005 | 342,396 | 261,500 |
| 22-Feb-2005 | 2005 | 5 | 2 | FEB | 22 | 2/22/2005 | 344,169 | 240,200 |
| 23-Feb-2005 | 2005 | 5 | 2 | FEB | 23 | 2/23/2005 | 339,170 | 236,800 |
| 24-Feb-2005 | 2005 | 5 | 2 | FEB | 24 | 2/24/2005 | 341,240 | 244,200 |
| 25-Feb-2005 | 2005 | 5 | 2 | FEB | 25 | 2/25/2005 | 351,273 | 241,300 |
| 26-Feb-2005 | 2005 | 5 | 2 | FEB | 26 | 2/26/2005 | 347,259 | 235,500 |
| 27-Feb-2005 | 2005 | 5 | 2 | FEB | 27 | 2/27/2005 | 343,661 | 244,600 |
| 28-Feb-2005 | 2005 | 5 | 2 | FEB | 28 | 2/28/2005 | 296,782 | 224,500 |
| 01-Mar-2005 | 2005 | 6 | 3 | MAR | 1  | 3/1/2005  | 287,653 | 218,700 |
| 02-Mar-2005 | 2005 | 6 | 3 | MAR | 2  | 3/2/2005  | 297,512 | 223,600 |
| 03-Mar-2005 | 2005 | 6 | 3 | MAR | 3  | 3/3/2005  | 301,833 | 226,500 |
| 04-Mar-2005 | 2005 | 6 | 3 | MAR | 4  | 3/4/2005  | 303,806 | 223,800 |
| 05-Mar-2005 | 2005 | 6 | 3 | MAR | 5  | 3/5/2005  | 310,130 | 227,300 |
| 06-Mar-2005 | 2005 | 6 | 3 | MAR | 6  | 3/6/2005  | 317,067 | 230,300 |
| 07-Mar-2005 | 2005 | 6 | 3 | MAR | 7  | 3/7/2005  | 296,500 | 218,500 |
| 08-Mar-2005 | 2005 | 6 | 3 | MAR | 8  | 3/8/2005  | 289,410 | 215,100 |
| 09-Mar-2005 | 2005 | 6 | 3 | MAR | 9  | 3/9/2005  | 311,215 | 214,100 |
| 10-Mar-2005 | 2005 | 6 | 3 | MAR | 10 | 3/10/2005 | 319,554 | 232,300 |
| 11-Mar-2005 | 2005 | 6 | 3 | MAR | 11 | 3/11/2005 | 314,866 | 227,100 |
| 12-Mar-2005 | 2005 | 6 | 3 | MAR | 12 | 3/12/2005 | 316,299 | 232,700 |
| 13-Mar-2005 | 2005 | 6 | 3 | MAR | 13 | 3/13/2005 | 307,086 | 224,800 |
| 14-Mar-2005 | 2005 | 6 | 3 | MAR | 14 | 3/14/2005 | 294,511 | 217,900 |
| 15-Mar-2005 | 2005 | 6 | 3 | MAR | 15 | 3/15/2005 | 290,158 | 215,800 |
| 16-Mar-2005 | 2005 | 6 | 3 | MAR | 16 | 3/16/2005 | 287,825 | 212,400 |
| 17-Mar-2005 | 2005 | 6 | 3 | MAR | 17 | 3/17/2005 | 292,331 | 218,700 |
| 18-Mar-2005 | 2005 | 6 | 3 | MAR | 18 | 3/18/2005 | 312,732 | 218,700 |
| 19-Mar-2005 | 2005 | 6 | 3 | MAR | 19 | 3/19/2005 | 344,062 | 233,200 |
| 20-Mar-2005 | 2005 | 6 | 3 | MAR | 20 | 3/20/2005 | 367,595 | 244,600 |
| 21-Mar-2005 | 2005 | 6 | 3 | MAR | 21 | 3/21/2005 | 382,465 | 273,100 |
| 22-Mar-2005 | 2005 | 6 | 3 | MAR | 22 | 3/22/2005 | 356,214 | 277,200 |
| 23-Mar-2005 | 2005 | 6 | 3 | MAR | 23 | 3/23/2005 | 364,280 | 286,200 |
| 24-Mar-2005 | 2005 | 6 | 3 | MAR | 24 | 3/24/2005 | 375,626 | 276,300 |
| 25-Mar-2005 | 2005 | 6 | 3 | MAR | 25 | 3/25/2005 | 369,006 | 279,100 |
| 26-Mar-2005 | 2005 | 6 | 3 | MAR | 26 | 3/26/2005 | 374,985 | 272,600 |
| 27-Mar-2005 | 2005 | 6 | 3 | MAR | 27 | 3/27/2005 | 368,332 | 259,300 |
| 28-Mar-2005 | 2005 | 6 | 3 | MAR | 28 | 3/28/2005 | 360,179 | 259,300 |
| 29-Mar-2005 | 2005 | 6 | 3 | MAR | 29 | 3/29/2005 | 264,767 | 254,200 |
| 30-Mar-2005 | 2005 | 6 | 3 | MAR | 30 | 3/30/2005 | 350,566 | 260,900 |
| 31-Mar-2005 | 2005 | 6 | 3 | MAR | 31 | 3/31/2005 | 341,397 | 251,000 |
| 01-Apr-2005 | 2005 | 7 | 4 | APR | 1  | 4/1/2005  | 322,769 | 240,800 |
| 02-Apr-2005 | 2005 | 7 | 4 | APR | 2  | 4/2/2005  | 303,615 | 225,300 |
| 03-Apr-2005 | 2005 | 7 | 4 | APR | 3  | 4/3/2005  | 279,443 | 198,000 |
| 04-Apr-2005 | 2005 | 7 | 4 | APR | 4  | 4/4/2005  | 251,831 | 174,100 |
| 05-Apr-2005 | 2005 | 7 | 4 | APR | 5  | 4/5/2005  | 246,654 | 171,700 |
| 06-Apr-2005 | 2005 | 7 | 4 | APR | 6  | 4/6/2005  | 245,201 | 171,100 |
| 07-Apr-2005 | 2005 | 7 | 4 | APR | 7  | 4/7/2005  | 245,452 | 167,000 |
| 08-Apr-2005 | 2005 | 7 | 4 | APR | 8  | 4/8/2005  | 255,262 | 173,500 |
| 09-Apr-2005 | 2005 | 7 | 4 | APR | 9  | 4/9/2005  | 257,667 | 176,400 |
| 10-Apr-2005 | 2005 | 7 | 4 | APR | 10 | 4/10/2005 | 227,968 | 148,600 |
| 11-Apr-2005 | 2005 | 7 | 4 | APR | 11 | 4/11/2005 | 243,456 | 169,900 |
| 12-Apr-2005 | 2005 | 7 | 4 | APR | 12 | 4/12/2005 | 182,200 | 104,300 |
| 13-Apr-2005 | 2005 | 7 | 4 | APR | 13 | 4/13/2005 | 196,069 | 119,700 |
| 14-Apr-2005 | 2005 | 7 | 4 | APR | 14 | 4/14/2005 | 178,367 | 105,400 |
| 15-Apr-2005 | 2005 | 7 | 4 | APR | 15 | 4/15/2005 | 152,143 | 92,300  |
| 16-Apr-2005 | 2005 | 7 | 4 | APR | 16 | 4/16/2005 | 160,108 | 95,000  |
| 17-Apr-2005 | 2005 | 7 | 4 | APR | 17 | 4/17/2005 | 178,704 | 107,000 |
| 18-Apr-2005 | 2005 | 7 | 4 | APR | 18 | 4/18/2005 | 192,777 | 102,000 |
| 19-Apr-2005 | 2005 | 7 | 4 | APR | 19 | 4/19/2005 | 169,502 | 91,500  |
| 20-Apr-2005 | 2005 | 7 | 4 | APR | 20 | 4/20/2005 | 168,592 | 89,200  |
| 21-Apr-2005 | 2005 | 7 | 4 | APR | 21 | 4/21/2005 | 161,907 | 83,700  |
| 22-Apr-2005 | 2005 | 7 | 4 | APR | 22 | 4/22/2005 | 166,101 | 89,400  |
| 23-Apr-2005 | 2005 | 7 | 4 | APR | 23 | 4/23/2005 | 171,106 | 157,900 |
| 24-Apr-2005 | 2005 | 7 | 4 | APR | 24 | 4/24/2005 | 182,346 | 197,800 |
| 25-Apr-2005 | 2005 | 7 | 4 | APR | 25 | 4/25/2005 | 194,152 | 221,500 |
| 26-Apr-2005 | 2005 | 7 | 4 | APR | 26 | 4/26/2005 | 125,152 | 221,000 |

|             |      |    |   |     |    |           |         |         |
|-------------|------|----|---|-----|----|-----------|---------|---------|
| 27-Apr-2005 | 2005 | 7  | 4 | APR | 27 | 4/27/2005 | 182,794 | 157,000 |
| 28-Apr-2005 | 2005 | 7  | 4 | APR | 28 | 4/28/2005 | 169,962 | 156,000 |
| 29-Apr-2005 | 2005 | 7  | 4 | APR | 29 | 4/29/2005 | 163,911 | 144,900 |
| 30-Apr-2005 | 2005 | 7  | 4 | APR | 30 | 4/30/2005 | 158,785 | 95,400  |
| 01-May-2005 | 2005 | 8  | 5 | MAY | 1  | 5/1/2005  | 161,112 | 87,200  |
| 02-May-2005 | 2005 | 8  | 5 | MAY | 2  | 5/2/2005  | 165,334 | 47,900  |
| 03-May-2005 | 2005 | 8  | 5 | MAY | 3  | 5/3/2005  | 162,892 | 97,200  |
| 04-May-2005 | 2005 | 8  | 5 | MAY | 4  | 5/4/2005  | 168,903 | 96,900  |
| 05-May-2005 | 2005 | 8  | 5 | MAY | 5  | 5/5/2005  | 167,473 | 104,700 |
| 06-May-2005 | 2005 | 8  | 5 | MAY | 6  | 5/6/2005  | 172,545 | 104,200 |
| 07-May-2005 | 2005 | 8  | 5 | MAY | 7  | 5/7/2005  | 166,614 | 96,100  |
| 08-May-2005 | 2005 | 8  | 5 | MAY | 8  | 5/8/2005  | 181,699 | 110,100 |
| 09-May-2005 | 2005 | 8  | 5 | MAY | 9  | 5/9/2005  | 193,442 | 138,300 |
| 10-May-2005 | 2005 | 8  | 5 | MAY | 10 | 5/10/2005 | 229,483 | 151,900 |
| 11-May-2005 | 2005 | 8  | 5 | MAY | 11 | 5/11/2005 | 213,359 | 138,900 |
| 12-May-2005 | 2005 | 8  | 5 | MAY | 12 | 5/12/2005 | 200,855 | 44,600  |
| 13-May-2005 | 2005 | 8  | 5 | MAY | 13 | 5/13/2005 | 187,781 | 119,300 |
| 14-May-2005 | 2005 | 8  | 5 | MAY | 14 | 5/14/2005 | 174,345 | 112,900 |
| 15-May-2005 | 2005 | 8  | 5 | MAY | 15 | 5/15/2005 | 169,160 | 98,500  |
| 16-May-2005 | 2005 | 8  | 5 | MAY | 16 | 5/16/2005 | 180,943 | 115,600 |
| 17-May-2005 | 2005 | 8  | 5 | MAY | 17 | 5/17/2005 | 174,428 | 108,600 |
| 18-May-2005 | 2005 | 8  | 5 | MAY | 18 | 5/18/2005 | 166,583 | 99,200  |
| 19-May-2005 | 2005 | 8  | 5 | MAY | 19 | 5/19/2005 | 190,682 | 123,100 |
| 20-May-2005 | 2005 | 8  | 5 | MAY | 20 | 5/20/2005 | 207,895 | 122,000 |
| 21-May-2005 | 2005 | 8  | 5 | MAY | 21 | 5/21/2005 | 209,025 | 135,200 |
| 22-May-2005 | 2005 | 8  | 5 | MAY | 22 | 5/22/2005 | 184,001 | 111,100 |
| 23-May-2005 | 2005 | 8  | 5 | MAY | 23 | 5/23/2005 | 187,292 | 110,800 |
| 24-May-2005 | 2005 | 8  | 5 | MAY | 24 | 5/24/2005 | 188,408 | 106,400 |
| 25-May-2005 | 2005 | 8  | 5 | MAY | 25 | 5/25/2005 | 175,458 | 60,800  |
| 26-May-2005 | 2005 | 8  | 5 | MAY | 26 | 5/26/2005 | 160,800 | 87,300  |
| 27-May-2005 | 2005 | 8  | 5 | MAY | 27 | 5/27/2005 | 159,022 | 88,100  |
| 28-May-2005 | 2005 | 8  | 5 | MAY | 28 | 5/28/2005 | 151,814 | 79,700  |
| 29-May-2005 | 2005 | 8  | 5 | MAY | 29 | 5/29/2005 | 151,108 | 77,400  |
| 30-May-2005 | 2005 | 8  | 5 | MAY | 30 | 5/30/2005 | 160,112 | 108,876 |
| 31-May-2005 | 2005 | 8  | 5 | MAY | 31 | 5/31/2005 | 153,841 | 104,612 |
| 01-Jun-2005 | 2005 | 9  | 6 | JUN | 1  | 6/1/2005  | 174,083 | 119,769 |
| 02-Jun-2005 | 2005 | 9  | 6 | JUN | 2  | 6/2/2005  | 164,224 | 112,986 |
| 03-Jun-2005 | 2005 | 9  | 6 | JUN | 3  | 6/3/2005  | 191,788 | 131,950 |
| 04-Jun-2005 | 2005 | 9  | 6 | JUN | 4  | 6/4/2005  | 223,471 | 153,748 |
| 05-Jun-2005 | 2005 | 9  | 6 | JUN | 5  | 6/5/2005  | 204,477 | 140,680 |
| 06-Jun-2005 | 2005 | 9  | 6 | JUN | 6  | 6/6/2005  | 252,871 | 173,976 |
| 07-Jun-2005 | 2005 | 9  | 6 | JUN | 7  | 6/7/2005  | 243,435 | 167,483 |
| 08-Jun-2005 | 2005 | 9  | 6 | JUN | 8  | 6/8/2005  | 276,592 | 190,295 |
| 09-Jun-2005 | 2005 | 9  | 6 | JUN | 9  | 6/9/2005  | 292,247 | 201,066 |
| 10-Jun-2005 | 2005 | 9  | 6 | JUN | 10 | 6/10/2005 | 280,402 | 192,917 |
| 11-Jun-2005 | 2005 | 9  | 6 | JUN | 11 | 6/11/2005 | 270,516 | 186,115 |
| 12-Jun-2005 | 2005 | 9  | 6 | JUN | 12 | 6/12/2005 | 363,217 | 247,633 |
| 13-Jun-2005 | 2005 | 9  | 6 | JUN | 13 | 6/13/2005 | 338,763 | 101,300 |
| 14-Jun-2005 | 2005 | 9  | 6 | JUN | 14 | 6/14/2005 | 290,746 | 179,300 |
| 15-Jun-2005 | 2005 | 9  | 6 | JUN | 15 | 6/15/2005 | 268,678 | 177,600 |
| 16-Jun-2005 | 2005 | 9  | 6 | JUN | 16 | 6/16/2005 | 250,441 | 174,300 |
| 17-Jun-2005 | 2005 | 9  | 6 | JUN | 17 | 6/17/2005 | 252,697 | 172,400 |
| 18-Jun-2005 | 2005 | 9  | 6 | JUN | 18 | 6/18/2005 | 255,577 | 178,400 |
| 19-Jun-2005 | 2005 | 9  | 6 | JUN | 19 | 6/19/2005 | 251,793 | 185,500 |
| 20-Jun-2005 | 2005 | 9  | 6 | JUN | 20 | 6/20/2005 | 311,521 | 189,000 |
| 21-Jun-2005 | 2005 | 9  | 6 | JUN | 21 | 6/21/2005 | 325,202 | 197,300 |
| 22-Jun-2005 | 2005 | 9  | 6 | JUN | 22 | 6/22/2005 | 341,685 | 207,300 |
| 23-Jun-2005 | 2005 | 9  | 6 | JUN | 23 | 6/23/2005 | 356,684 | 216,400 |
| 24-Jun-2005 | 2005 | 9  | 6 | JUN | 24 | 6/24/2005 | 323,224 | 196,100 |
| 25-Jun-2005 | 2005 | 9  | 6 | JUN | 25 | 6/25/2005 | 318,114 | 193,000 |
| 26-Jun-2005 | 2005 | 9  | 6 | JUN | 26 | 6/26/2005 | 323,718 | 196,400 |
| 27-Jun-2005 | 2005 | 9  | 6 | JUN | 27 | 6/27/2005 | 303,587 | 176,500 |
| 28-Jun-2005 | 2005 | 9  | 6 | JUN | 28 | 6/28/2005 | 289,754 | 151,200 |
| 29-Jun-2005 | 2005 | 9  | 6 | JUN | 29 | 6/29/2005 | 295,630 | 186,200 |
| 30-Jun-2005 | 2005 | 9  | 6 | JUN | 30 | 6/30/2005 | 275,650 | 178,400 |
| 01-Jul-2005 | 2005 | 10 | 7 | JUL | 1  | 7/1/2005  | 245,890 | 149,181 |
| 02-Jul-2005 | 2005 | 10 | 7 | JUL | 2  | 7/2/2005  | 254,200 | 154,223 |
| 03-Jul-2005 | 2005 | 10 | 7 | JUL | 3  | 7/3/2005  | 268,753 | 212,900 |
| 04-Jul-2005 | 2005 | 10 | 7 | JUL | 4  | 7/4/2005  | 269,632 | 252,100 |
| 05-Jul-2005 | 2005 | 10 | 7 | JUL | 5  | 7/5/2005  | 278,452 | 239,800 |
| 06-Jul-2005 | 2005 | 10 | 7 | JUL | 6  | 7/6/2005  | 254,623 | 177,200 |
| 07-Jul-2005 | 2005 | 10 | 7 | JUL | 7  | 7/7/2005  | 246,521 | 163,052 |
| 08-Jul-2005 | 2005 | 10 | 7 | JUL | 8  | 7/8/2005  | 246,533 | 163,586 |
| 09-Jul-2005 | 2005 | 10 | 7 | JUL | 9  | 7/9/2005  | 258,654 | 168,937 |
| 10-Jul-2005 | 2005 | 10 | 7 | JUL | 10 | 7/10/2005 | 246,986 | 154,480 |
| 11-Jul-2005 | 2005 | 10 | 7 | JUL | 11 | 7/11/2005 | 235,453 | 149,564 |
| 12-Jul-2005 | 2005 | 10 | 7 | JUL | 12 | 7/12/2005 | 245,633 | 149,571 |
| 13-Jul-2005 | 2005 | 10 | 7 | JUL | 13 | 7/13/2005 | 236,566 | 156,925 |
| 14-Jul-2005 | 2005 | 10 | 7 | JUL | 14 | 7/14/2005 | 241,254 | 149,846 |

|             |      |    |    |     |    |           |         |         |
|-------------|------|----|----|-----|----|-----------|---------|---------|
| 15-Jul-2005 | 2005 | 10 | 7  | JUL | 15 | 7/15/2005 | 236,544 | 142,849 |
| 16-Jul-2005 | 2005 | 10 | 7  | JUL | 16 | 7/16/2005 | 228,900 | 149,025 |
| 17-Jul-2005 | 2005 | 10 | 7  | JUL | 17 | 7/17/2005 | 225,791 | 136,987 |
| 18-Jul-2005 | 2005 | 10 | 7  | JUL | 18 | 7/18/2005 | 219,777 | 133,339 |
| 19-Jul-2005 | 2005 | 10 | 7  | JUL | 19 | 7/19/2005 | 229,416 | 124,500 |
| 20-Jul-2005 | 2005 | 10 | 7  | JUL | 20 | 7/20/2005 | 246,707 | 138,600 |
| 21-Jul-2005 | 2005 | 10 | 7  | JUL | 21 | 7/21/2005 | 252,079 | 145,500 |
| 22-Jul-2005 | 2005 | 10 | 7  | JUL | 22 | 7/22/2005 | 243,683 | 144,900 |
| 23-Jul-2005 | 2005 | 10 | 7  | JUL | 23 | 7/23/2005 | 252,779 | 147,000 |
| 24-Jul-2005 | 2005 | 10 | 7  | JUL | 24 | 7/24/2005 | 260,654 | 149,100 |
| 25-Jul-2005 | 2005 | 10 | 7  | JUL | 25 | 7/25/2005 | 261,340 | 146,600 |
| 26-Jul-2005 | 2005 | 10 | 7  | JUL | 26 | 7/26/2005 | 249,250 | 141,600 |
| 27-Jul-2005 | 2005 | 10 | 7  | JUL | 27 | 7/27/2005 | 152,694 | 148,500 |
| 28-Jul-2005 | 2005 | 10 | 7  | JUL | 28 | 7/28/2005 | 273,088 | 167,300 |
| 29-Jul-2005 | 2005 | 10 | 7  | JUL | 29 | 7/29/2005 | 281,025 | 173,500 |
| 30-Jul-2005 | 2005 | 10 | 7  | JUL | 30 | 7/30/2005 | 267,803 | 160,000 |
| 31-Jul-2005 | 2005 | 10 | 7  | JUL | 31 | 7/31/2005 | 270,892 | 153,100 |
| 01-Aug-2005 | 2005 | 11 | 8  | AUG | 1  | 8/1/2005  | 252,183 | 155,732 |
| 02-Aug-2005 | 2005 | 11 | 8  | AUG | 2  | 8/2/2005  | 256,687 | 171,739 |
| 03-Aug-2005 | 2005 | 11 | 8  | AUG | 3  | 8/3/2005  | 283,070 | 175,926 |
| 04-Aug-2005 | 2005 | 11 | 8  | AUG | 4  | 8/4/2005  | 289,972 | 173,672 |
| 05-Aug-2005 | 2005 | 11 | 8  | AUG | 5  | 8/5/2005  | 286,257 | 171,700 |
| 06-Aug-2005 | 2005 | 11 | 8  | AUG | 6  | 8/6/2005  | 282,448 | 173,500 |
| 07-Aug-2005 | 2005 | 11 | 8  | AUG | 7  | 8/7/2005  | 265,159 | 156,400 |
| 08-Aug-2005 | 2005 | 11 | 8  | AUG | 8  | 8/8/2005  | 261,973 | 156,800 |
| 09-Aug-2005 | 2005 | 11 | 8  | AUG | 9  | 8/9/2005  | 268,032 | 163,400 |
| 10-Aug-2005 | 2005 | 11 | 8  | AUG | 10 | 8/10/2005 | 278,387 | 169,800 |
| 11-Aug-2005 | 2005 | 11 | 8  | AUG | 11 | 8/11/2005 | 283,116 | 183,700 |
| 12-Aug-2005 | 2005 | 11 | 8  | AUG | 12 | 8/12/2005 | 272,888 | 171,300 |
| 13-Aug-2005 | 2005 | 11 | 8  | AUG | 13 | 8/13/2005 | 276,431 | 176,300 |
| 14-Aug-2005 | 2005 | 11 | 8  | AUG | 14 | 8/14/2005 | 270,385 | 159,300 |
| 15-Aug-2005 | 2005 | 11 | 8  | AUG | 15 | 8/15/2005 | 263,891 | 157,100 |
| 16-Aug-2005 | 2005 | 11 | 8  | AUG | 16 | 8/16/2005 | 259,776 | 156,500 |
| 17-Aug-2005 | 2005 | 11 | 8  | AUG | 17 | 8/17/2005 | 260,067 | 150,900 |
| 18-Aug-2005 | 2005 | 11 | 8  | AUG | 18 | 8/18/2005 | 253,683 | 149,800 |
| 19-Aug-2005 | 2005 | 11 | 8  | AUG | 19 | 8/19/2005 | 241,997 | 147,000 |
| 20-Aug-2005 | 2005 | 11 | 8  | AUG | 20 | 8/20/2005 | 239,516 | 146,000 |
| 21-Aug-2005 | 2005 | 11 | 8  | AUG | 21 | 8/21/2005 | 216,369 | 131,000 |
| 22-Aug-2005 | 2005 | 11 | 8  | AUG | 22 | 8/22/2005 | 226,985 | 138,000 |
| 23-Aug-2005 | 2005 | 11 | 8  | AUG | 23 | 8/23/2005 | 227,808 | 138,000 |
| 24-Aug-2005 | 2005 | 11 | 8  | AUG | 24 | 8/24/2005 | 214,221 | 130,000 |
| 25-Aug-2005 | 2005 | 11 | 8  | AUG | 25 | 8/25/2005 | 216,463 | 132,000 |
| 26-Aug-2005 | 2005 | 11 | 8  | AUG | 26 | 8/26/2005 | 205,121 | 125,000 |
| 27-Aug-2005 | 2005 | 11 | 8  | AUG | 27 | 8/27/2005 | 204,874 | 124,000 |
| 28-Aug-2005 | 2005 | 11 | 8  | AUG | 28 | 8/28/2005 | 200,053 | 122,000 |
| 29-Aug-2005 | 2005 | 11 | 8  | AUG | 29 | 8/29/2005 | 207,725 | 126,000 |
| 30-Aug-2005 | 2005 | 11 | 8  | AUG | 30 | 8/30/2005 | 218,742 | 133,000 |
| 31-Aug-2005 | 2005 | 11 | 8  | AUG | 31 | 8/31/2005 | 210,634 | 128,000 |
| 01-Sep-2005 | 2005 | 12 | 9  | SEP | 1  | 9/1/2005  | 211,616 | 132,200 |
| 02-Sep-2005 | 2005 | 12 | 9  | SEP | 2  | 9/2/2005  | 215,615 | 133,100 |
| 03-Sep-2005 | 2005 | 12 | 9  | SEP | 3  | 9/3/2005  | 228,086 | 137,300 |
| 04-Sep-2005 | 2005 | 12 | 9  | SEP | 4  | 9/4/2005  | 251,719 | 162,300 |
| 05-Sep-2005 | 2005 | 12 | 9  | SEP | 5  | 9/5/2005  | 224,975 | 134,800 |
| 06-Sep-2005 | 2005 | 12 | 9  | SEP | 6  | 9/6/2005  | 208,077 | 127,000 |
| 07-Sep-2005 | 2005 | 12 | 9  | SEP | 7  | 9/7/2005  | 211,761 | 132,500 |
| 08-Sep-2005 | 2005 | 12 | 9  | SEP | 8  | 9/8/2005  | 343,000 | 119,700 |
| 09-Sep-2005 | 2005 | 12 | 9  | SEP | 9  | 9/9/2005  | 332,000 | 102,600 |
| 10-Sep-2005 | 2005 | 12 | 9  | SEP | 10 | 9/10/2005 | 305,000 | 110,100 |
| 11-Sep-2005 | 2005 | 12 | 9  | SEP | 11 | 9/11/2005 | 289,000 | 118,400 |
| 12-Sep-2005 | 2005 | 12 | 9  | SEP | 12 | 9/12/2005 | 314,000 | 131,500 |
| 13-Sep-2005 | 2005 | 12 | 9  | SEP | 13 | 9/13/2005 | 340,000 | 132,600 |
| 14-Sep-2005 | 2005 | 12 | 9  | SEP | 14 | 9/14/2005 | 314,000 | 122,300 |
| 15-Sep-2005 | 2005 | 12 | 9  | SEP | 15 | 9/15/2005 | 322,000 | 121,900 |
| 16-Sep-2005 | 2005 | 12 | 9  | SEP | 16 | 9/16/2005 | 259,000 | 114,000 |
| 17-Sep-2005 | 2005 | 12 | 9  | SEP | 17 | 9/17/2005 | 178,000 | 111,000 |
| 18-Sep-2005 | 2005 | 12 | 9  | SEP | 18 | 9/18/2005 | 171,000 | 102,600 |
| 19-Sep-2005 | 2005 | 12 | 9  | SEP | 19 | 9/19/2005 | 209,000 | 107,700 |
| 20-Sep-2005 | 2005 | 12 | 9  | SEP | 20 | 9/20/2005 | 217,000 | 115,000 |
| 21-Sep-2005 | 2005 | 12 | 9  | SEP | 21 | 9/21/2005 | 180,000 | 108,000 |
| 22-Sep-2005 | 2005 | 12 | 9  | SEP | 22 | 9/22/2005 | 176,000 | 99,400  |
| 23-Sep-2005 | 2005 | 12 | 9  | SEP | 23 | 9/23/2005 | 230,000 | 138,000 |
| 24-Sep-2005 | 2005 | 12 | 9  | SEP | 24 | 9/24/2005 | 251,000 | 150,600 |
| 25-Sep-2005 | 2005 | 12 | 9  | SEP | 25 | 9/25/2005 | 279,000 | 167,400 |
| 26-Sep-2005 | 2005 | 12 | 9  | SEP | 26 | 9/26/2005 | 245,000 | 147,000 |
| 27-Sep-2005 | 2005 | 12 | 9  | SEP | 27 | 9/27/2005 | 228,000 | 124,300 |
| 28-Sep-2005 | 2005 | 12 | 9  | SEP | 28 | 9/28/2005 | 255,000 | 123,700 |
| 29-Sep-2005 | 2005 | 12 | 9  | SEP | 29 | 9/29/2005 | 229,000 | 120,000 |
| 30-Sep-2005 | 2005 | 12 | 9  | SEP | 30 | 9/30/2005 | 189,000 | 128,500 |
| 01-Oct-2005 | 2005 | 1  | 10 | OCT | 1  | 10/1/2005 | 227,000 | 114,300 |

|             |      |   |    |     |    |            |         |         |
|-------------|------|---|----|-----|----|------------|---------|---------|
| 02-Oct-2005 | 2005 | 1 | 10 | OCT | 2  | 10/2/2005  | 218,000 | 114,600 |
| 03-Oct-2005 | 2005 | 1 | 10 | OCT | 3  | 10/3/2005  | 189,000 | 112,500 |
| 04-Oct-2005 | 2005 | 1 | 10 | OCT | 4  | 10/4/2005  | 233,000 | 109,500 |
| 05-Oct-2005 | 2005 | 1 | 10 | OCT | 5  | 10/5/2005  | 250,000 | 116,200 |
| 06-Oct-2005 | 2005 | 1 | 10 | OCT | 6  | 10/6/2005  | 238,000 | 124,300 |
| 07-Oct-2005 | 2005 | 1 | 10 | OCT | 7  | 10/7/2005  | 209,000 | 114,300 |
| 08-Oct-2005 | 2005 | 1 | 10 | OCT | 8  | 10/8/2005  | 184,000 | 95,600  |
| 09-Oct-2005 | 2005 | 1 | 10 | OCT | 9  | 10/9/2005  | 175,000 | 98,500  |
| 10-Oct-2005 | 2005 | 1 | 10 | OCT | 10 | 10/10/2005 | 157,000 | 80,000  |
| 11-Oct-2005 | 2005 | 1 | 10 | OCT | 11 | 10/11/2005 | 175,000 | 82,700  |
| 12-Oct-2005 | 2005 | 1 | 10 | OCT | 12 | 10/12/2005 | 164,000 | 77,700  |
| 13-Oct-2005 | 2005 | 1 | 10 | OCT | 13 | 10/13/2005 | 139,000 | 71,600  |
| 14-Oct-2005 | 2005 | 1 | 10 | OCT | 14 | 10/14/2005 | 145,000 | 33,200  |
| 15-Oct-2005 | 2005 | 1 | 10 | OCT | 15 | 10/15/2005 | 152,000 | 61,300  |
| 16-Oct-2005 | 2005 | 1 | 10 | OCT | 16 | 10/16/2005 | 118,000 | 59,700  |
| 17-Oct-2005 | 2005 | 1 | 10 | OCT | 17 | 10/17/2005 | 152,000 | 63,200  |
| 18-Oct-2005 | 2005 | 1 | 10 | OCT | 18 | 10/18/2005 | 182,000 | 71,000  |
| 19-Oct-2005 | 2005 | 1 | 10 | OCT | 19 | 10/19/2005 | 196,000 | 72,400  |
| 20-Oct-2005 | 2005 | 1 | 10 | OCT | 20 | 10/20/2005 | 205,000 | 73,200  |
| 21-Oct-2005 | 2005 | 1 | 10 | OCT | 21 | 10/21/2005 | 206,000 | 75,100  |
| 22-Oct-2005 | 2005 | 1 | 10 | OCT | 22 | 10/22/2005 | 202,000 | 62,900  |
| 23-Oct-2005 | 2005 | 1 | 10 | OCT | 23 | 10/23/2005 | 193,000 | 63,000  |
| 24-Oct-2005 | 2005 | 1 | 10 | OCT | 24 | 10/24/2005 | 169,000 | 73,200  |
| 25-Oct-2005 | 2005 | 1 | 10 | OCT | 25 | 10/25/2005 | 156,000 | 72,500  |
| 26-Oct-2005 | 2005 | 1 | 10 | OCT | 26 | 10/26/2005 | 216,000 | 99,900  |
| 27-Oct-2005 | 2005 | 1 | 10 | OCT | 27 | 10/27/2005 | 20,300  | 87,700  |
| 28-Oct-2005 | 2005 | 1 | 10 | OCT | 28 | 10/28/2005 | 231,000 | 83,100  |
| 29-Oct-2005 | 2005 | 1 | 10 | OCT | 29 | 10/29/2005 | 178,000 | 67,500  |
| 30-Oct-2005 | 2005 | 1 | 10 | OCT | 30 | 10/30/2005 | 215,000 | 69,900  |
| 31-Oct-2005 | 2005 | 1 | 10 | OCT | 31 | 10/31/2005 | 276,000 | 74,600  |
| 01-Nov-2005 | 2005 | 2 | 11 | NOV | 1  | 11/1/2005  | 164,000 | 71,000  |
| 02-Nov-2005 | 2005 | 2 | 11 | NOV | 2  | 11/2/2005  | 222,000 | 88,400  |
| 03-Nov-2005 | 2005 | 2 | 11 | NOV | 3  | 11/3/2005  | 236,000 | 82,500  |
| 04-Nov-2005 | 2005 | 2 | 11 | NOV | 4  | 11/4/2005  | 222,000 | 80,000  |
| 05-Nov-2005 | 2005 | 2 | 11 | NOV | 5  | 11/5/2005  | 205,000 | 77,300  |
| 06-Nov-2005 | 2005 | 2 | 11 | NOV | 6  | 11/6/2005  | 219,000 | 76,200  |
| 07-Nov-2005 | 2005 | 2 | 11 | NOV | 7  | 11/7/2005  | 253,000 | 77,000  |
| 08-Nov-2005 | 2005 | 2 | 11 | NOV | 8  | 11/8/2005  | 244,000 | 82,400  |
| 09-Nov-2005 | 2005 | 2 | 11 | NOV | 9  | 11/9/2005  | 226,000 | 79,700  |
| 10-Nov-2005 | 2005 | 2 | 11 | NOV | 10 | 11/10/2005 | 225,000 | 82,300  |
| 11-Nov-2005 | 2005 | 2 | 11 | NOV | 11 | 11/11/2005 | 246,000 | 98,700  |
| 12-Nov-2005 | 2005 | 2 | 11 | NOV | 12 | 11/12/2005 | 261,000 | 119,900 |
| 13-Nov-2005 | 2005 | 2 | 11 | NOV | 13 | 11/13/2005 | 238,000 | 89,000  |
| 14-Nov-2005 | 2005 | 2 | 11 | NOV | 14 | 11/14/2005 | 242,000 | 86,000  |
| 15-Nov-2005 | 2005 | 2 | 11 | NOV | 15 | 11/15/2005 | 226,000 | 83,700  |
| 16-Nov-2005 | 2005 | 2 | 11 | NOV | 16 | 11/16/2005 | 241,000 | 83,700  |
| 17-Nov-2005 | 2005 | 2 | 11 | NOV | 17 | 11/17/2005 | 264,000 | 94,600  |
| 18-Nov-2005 | 2005 | 2 | 11 | NOV | 18 | 11/18/2005 | 247,000 | 98,300  |
| 19-Nov-2005 | 2005 | 2 | 11 | NOV | 19 | 11/19/2005 | 254,000 | 98,500  |
| 20-Nov-2005 | 2005 | 2 | 11 | NOV | 20 | 11/20/2005 | 262,000 | 92,800  |
| 21-Nov-2005 | 2005 | 2 | 11 | NOV | 21 | 11/21/2005 | 253,000 | 84,000  |
| 22-Nov-2005 | 2005 | 2 | 11 | NOV | 22 | 11/22/2005 | 251,000 | 84,400  |
| 23-Nov-2005 | 2005 | 2 | 11 | NOV | 23 | 11/23/2005 | 245,000 | 90,100  |
| 24-Nov-2005 | 2005 | 2 | 11 | NOV | 24 | 11/24/2005 | 283,000 | 103,500 |
| 25-Nov-2005 | 2005 | 2 | 11 | NOV | 25 | 11/25/2005 | 284,000 | 106,300 |
| 26-Nov-2005 | 2005 | 2 | 11 | NOV | 26 | 11/26/2005 | 303,000 | 111,100 |
| 27-Nov-2005 | 2005 | 2 | 11 | NOV | 27 | 11/27/2005 | 307,000 | 110,700 |
| 28-Nov-2005 | 2005 | 2 | 11 | NOV | 28 | 11/28/2005 | 295,000 | 109,000 |
| 29-Nov-2005 | 2005 | 2 | 11 | NOV | 29 | 11/29/2005 | 300,000 | 125,000 |
| 30-Nov-2005 | 2005 | 2 | 11 | NOV | 30 | 11/30/2005 | 293,000 | 114,000 |
| 01-Dec-2005 | 2005 | 3 | 12 | DEC | 1  | 12/1/2005  | 308,000 | 122,000 |
| 02-Dec-2005 | 2005 | 3 | 12 | DEC | 2  | 12/2/2005  | 277,000 | 113,700 |
| 03-Dec-2005 | 2005 | 3 | 12 | DEC | 3  | 12/3/2005  | 284,000 | 110,100 |
| 04-Dec-2005 | 2005 | 3 | 12 | DEC | 4  | 12/4/2005  | 293,000 | 102,200 |
| 05-Dec-2005 | 2005 | 3 | 12 | DEC | 5  | 12/5/2005  | 256,000 | 99,400  |
| 06-Dec-2005 | 2005 | 3 | 12 | DEC | 6  | 12/6/2005  | 269,000 | 115,700 |
| 07-Dec-2005 | 2005 | 3 | 12 | DEC | 7  | 12/7/2005  | 317,000 | 153,300 |
| 08-Dec-2005 | 2005 | 3 | 12 | DEC | 8  | 12/8/2005  | 344,000 | 161,200 |
| 09-Dec-2005 | 2005 | 3 | 12 | DEC | 9  | 12/9/2005  | 319,000 | 147,100 |
| 10-Dec-2005 | 2005 | 3 | 12 | DEC | 10 | 12/10/2005 | 365,000 | 153,088 |
| 11-Dec-2005 | 2005 | 3 | 12 | DEC | 11 | 12/11/2005 | 373,000 | 156,444 |
| 12-Dec-2005 | 2005 | 3 | 12 | DEC | 12 | 12/12/2005 | 348,000 | 145,958 |
| 13-Dec-2005 | 2005 | 3 | 12 | DEC | 13 | 12/13/2005 | 302,000 | 126,665 |
| 14-Dec-2005 | 2005 | 3 | 12 | DEC | 14 | 12/14/2005 | 341,000 | 143,022 |
| 15-Dec-2005 | 2005 | 3 | 12 | DEC | 15 | 12/15/2005 | 348,000 | 145,958 |
| 16-Dec-2005 | 2005 | 3 | 12 | DEC | 16 | 12/16/2005 | 380,000 | 159,379 |
| 17-Dec-2005 | 2005 | 3 | 12 | DEC | 17 | 12/17/2005 | 421,000 | 176,576 |
| 18-Dec-2005 | 2005 | 3 | 12 | DEC | 18 | 12/18/2005 | 468,000 | 196,288 |
| 19-Dec-2005 | 2005 | 3 | 12 | DEC | 19 | 12/19/2005 | 467,000 | 195,869 |



|             |      |   |    |     |    |            |         |         |
|-------------|------|---|----|-----|----|------------|---------|---------|
| 20-Dec-2005 | 2005 | 3 | 12 | DEC | 20 | 12/20/2005 | 487,000 | 170,450 |
| 21-Dec-2005 | 2005 | 3 | 12 | DEC | 21 | 12/21/2005 | 486,000 | 170,100 |
| 22-Dec-2005 | 2005 | 3 | 12 | DEC | 22 | 12/22/2005 | 479,000 | 167,650 |
| 23-Dec-2005 | 2005 | 3 | 12 | DEC | 23 | 12/23/2005 | 459,000 | 160,650 |
| 24-Dec-2005 | 2005 | 3 | 12 | DEC | 24 | 12/24/2005 | 458,000 | 160,300 |
| 25-Dec-2005 | 2005 | 3 | 12 | DEC | 25 | 12/25/2005 | 456,000 | 159,600 |
| 26-Dec-2005 | 2005 | 3 | 12 | DEC | 26 | 12/26/2005 | 494,000 | 172,900 |
| 27-Dec-2005 | 2005 | 3 | 12 | DEC | 27 | 12/27/2005 | 569,000 | 199,150 |
| 28-Dec-2005 | 2005 | 3 | 12 | DEC | 28 | 12/28/2005 | 621,000 | 217,350 |
| 29-Dec-2005 | 2005 | 3 | 12 | DEC | 29 | 12/29/2005 | 648,000 | 226,800 |
| 30-Dec-2005 | 2005 | 3 | 12 | DEC | 30 | 12/30/2005 | 657,000 | 229,950 |
| 31-Dec-2005 | 2005 | 3 | 12 | DEC | 31 | 12/31/2005 | 674,000 | 235,900 |
| 01-Jan-2006 | 2006 | 4 | 1  | JAN | 1  | 1/1/2006   | 605,000 | 0       |
| 02-Jan-2006 | 2006 | 4 | 1  | JAN | 2  | 1/2/2006   | 527,000 | 0       |
| 03-Jan-2006 | 2006 | 4 | 1  | JAN | 3  | 1/3/2006   | 500,000 | 0       |
| 04-Jan-2006 | 2006 | 4 | 1  | JAN | 4  | 1/4/2006   | 545,000 | 0       |
| 05-Jan-2006 | 2006 | 4 | 1  | JAN | 5  | 1/5/2006   | 518,000 | 197,200 |
| 06-Jan-2006 | 2006 | 4 | 1  | JAN | 6  | 1/6/2006   | 510,000 | 201,800 |
| 07-Jan-2006 | 2006 | 4 | 1  | JAN | 7  | 1/7/2006   | 514,000 | 186,800 |
| 08-Jan-2006 | 2006 | 4 | 1  | JAN | 8  | 1/8/2006   | 466,000 | 165,300 |
| 09-Jan-2006 | 2006 | 4 | 1  | JAN | 9  | 1/9/2006   | 458,000 | 160,400 |
| 10-Jan-2006 | 2006 | 4 | 1  | JAN | 10 | 1/10/2006  | 464,000 | 153,600 |
| 11-Jan-2006 | 2006 | 4 | 1  | JAN | 11 | 1/11/2006  | 447,000 | 148,300 |
| 12-Jan-2006 | 2006 | 4 | 1  | JAN | 12 | 1/12/2006  | 435,000 | 151,400 |
| 13-Jan-2006 | 2006 | 4 | 1  | JAN | 13 | 1/13/2006  | 470,000 | 159,600 |
| 14-Jan-2006 | 2006 | 4 | 1  | JAN | 14 | 1/14/2006  | 517,000 | 175,800 |
| 15-Jan-2006 | 2006 | 4 | 1  | JAN | 15 | 1/15/2006  | 531,000 | 180,500 |
| 16-Jan-2006 | 2006 | 4 | 1  | JAN | 16 | 1/16/2006  | 497,000 | 0       |
| 17-Jan-2006 | 2006 | 4 | 1  | JAN | 17 | 1/17/2006  | 450,000 | 0       |
| 18-Jan-2006 | 2006 | 4 | 1  | JAN | 18 | 1/18/2006  | 442,000 | 0       |
| 19-Jan-2006 | 2006 | 4 | 1  | JAN | 19 | 1/19/2006  | 452,000 | 0       |
| 20-Jan-2006 | 2006 | 4 | 1  | JAN | 20 | 1/20/2006  | 475,000 | 0       |
| 21-Jan-2006 | 2006 | 4 | 1  | JAN | 21 | 1/21/2006  | 502,000 | 0       |
| 22-Jan-2006 | 2006 | 4 | 1  | JAN | 22 | 1/22/2006  | 494,000 | 0       |
| 23-Jan-2006 | 2006 | 4 | 1  | JAN | 23 | 1/23/2006  | 473,000 | 0       |
| 24-Jan-2006 | 2006 | 4 | 1  | JAN | 24 | 1/24/2006  | 457,000 | 0       |
| 25-Jan-2006 | 2006 | 4 | 1  | JAN | 25 | 1/25/2006  | 445,000 | 0       |
| 26-Jan-2006 | 2006 | 4 | 1  | JAN | 26 | 1/26/2006  | 465,000 | 0       |
| 27-Jan-2006 | 2006 | 4 | 1  | JAN | 27 | 1/27/2006  | 468,000 | 0       |
| 28-Jan-2006 | 2006 | 4 | 1  | JAN | 28 | 1/28/2006  | 491,000 | 0       |
| 29-Jan-2006 | 2006 | 4 | 1  | JAN | 29 | 1/29/2006  | 502,000 | 0       |
| 30-Jan-2006 | 2006 | 4 | 1  | JAN | 30 | 1/30/2006  | 481,000 | 0       |
| 31-Jan-2006 | 2006 | 4 | 1  | JAN | 31 | 1/31/2006  | 446,000 | 0       |
| 01-Feb-2006 | 2006 | 5 | 2  | FEB | 1  | 2/1/2006   | 444,000 | 199,800 |
| 02-Feb-2006 | 2006 | 5 | 2  | FEB | 2  | 2/2/2006   | 450,000 | 202,500 |
| 03-Feb-2006 | 2006 | 5 | 2  | FEB | 3  | 2/3/2006   | 457,000 | 205,650 |
| 04-Feb-2006 | 2006 | 5 | 2  | FEB | 4  | 2/4/2006   | 482,000 | 216,900 |
| 05-Feb-2006 | 2006 | 5 | 2  | FEB | 5  | 2/5/2006   | 477,000 | 214,650 |
| 06-Feb-2006 | 2006 | 5 | 2  | FEB | 6  | 2/6/2006   | 448,000 | 201,600 |
| 07-Feb-2006 | 2006 | 5 | 2  | FEB | 7  | 2/7/2006   | 444,000 | 199,800 |
| 08-Feb-2006 | 2006 | 5 | 2  | FEB | 8  | 2/8/2006   | 438,000 | 197,100 |
| 09-Feb-2006 | 2006 | 5 | 2  | FEB | 9  | 2/9/2006   | 437,000 | 196,650 |
| 10-Feb-2006 | 2006 | 5 | 2  | FEB | 10 | 2/10/2006  | 461,000 | 207,450 |
| 11-Feb-2006 | 2006 | 5 | 2  | FEB | 11 | 2/11/2006  | 506,000 | 227,700 |
| 12-Feb-2006 | 2006 | 5 | 2  | FEB | 12 | 2/12/2006  | 511,000 | 229,950 |
| 13-Feb-2006 | 2006 | 5 | 2  | FEB | 13 | 2/13/2006  | 511,000 | 229,950 |
| 14-Feb-2006 | 2006 | 5 | 2  | FEB | 14 | 2/14/2006  | 474,000 | 213,300 |
| 15-Feb-2006 | 2006 | 5 | 2  | FEB | 15 | 2/15/2006  | 475,000 | 213,750 |
| 16-Feb-2006 | 2006 | 5 | 2  | FEB | 16 | 2/16/2006  | 451,000 | 202,950 |
| 17-Feb-2006 | 2006 | 5 | 2  | FEB | 17 | 2/17/2006  | 486,000 | 218,700 |
| 18-Feb-2006 | 2006 | 5 | 2  | FEB | 18 | 2/18/2006  | 534,000 | 240,300 |
| 19-Feb-2006 | 2006 | 5 | 2  | FEB | 19 | 2/19/2006  | 565,000 | 254,250 |
| 20-Feb-2006 | 2006 | 5 | 2  | FEB | 20 | 2/20/2006  | 563,000 |         |
| 21-Feb-2006 | 2006 | 5 | 2  | FEB | 21 | 2/21/2006  | 515,000 |         |
| 22-Feb-2006 | 2006 | 5 | 2  | FEB | 22 | 2/22/2006  | 482,333 |         |
| 23-Feb-2006 | 2006 | 5 | 2  | FEB | 23 | 2/23/2006  | 482,333 |         |
| 24-Feb-2006 | 2006 | 5 | 2  | FEB | 24 | 2/24/2006  | 482,333 |         |
| 25-Feb-2006 | 2006 | 5 | 2  | FEB | 25 | 2/25/2006  | 411,000 |         |
| 26-Feb-2006 | 2006 | 5 | 2  | FEB | 26 | 2/26/2006  | 389,000 |         |
| 27-Feb-2006 | 2006 | 5 | 2  | FEB | 27 | 2/27/2006  | 374,000 |         |
| 28-Feb-2006 | 2006 | 5 | 2  | FEB | 28 | 2/28/2006  | 358,000 |         |
| 01-Mar-2006 | 2006 | 6 | 3  | MAR | 1  | 3/1/2006   | 443,000 | 199,350 |
| 02-Mar-2006 | 2006 | 6 | 3  | MAR | 2  | 3/2/2006   | 459,000 | 206,550 |
| 03-Mar-2006 | 2006 | 6 | 3  | MAR | 3  | 3/3/2006   | 439,000 | 197,550 |
| 04-Mar-2006 | 2006 | 6 | 3  | MAR | 4  | 3/4/2006   | 422,000 | 189,900 |
| 05-Mar-2006 | 2006 | 6 | 3  | MAR | 5  | 3/5/2006   | 407,000 | 183,150 |
| 06-Mar-2006 | 2006 | 6 | 3  | MAR | 6  | 3/6/2006   | 395,000 | 177,750 |
| 07-Mar-2006 | 2006 | 6 | 3  | MAR | 7  | 3/7/2006   | 401,000 | 191,700 |
| 08-Mar-2006 | 2006 | 6 | 3  | MAR | 8  | 3/8/2006   | 391,000 | 205,800 |

|             |      |   |   |     |    |           |         |         |
|-------------|------|---|---|-----|----|-----------|---------|---------|
| 09-Mar-2006 | 2006 | 6 | 3 | MAR | 9  | 3/9/2006  | 408,000 | 207,700 |
| 10-Mar-2006 | 2006 | 6 | 3 | MAR | 10 | 3/10/2006 | 416,000 | 201,700 |
| 11-Mar-2006 | 2006 | 6 | 3 | MAR | 11 | 3/11/2006 | 460,000 | 195,900 |
| 12-Mar-2006 | 2006 | 6 | 3 | MAR | 12 | 3/12/2006 | 464,000 | 205,700 |
| 13-Mar-2006 | 2006 | 6 | 3 | MAR | 13 | 3/13/2006 | 463,000 | 212,900 |
| 14-Mar-2006 | 2006 | 6 | 3 | MAR | 14 | 3/14/2006 | 466,000 | 209,700 |
| 15-Mar-2006 | 2006 | 6 | 3 | MAR | 15 | 3/15/2006 | 453,000 | 203,850 |
| 16-Mar-2006 | 2006 | 6 | 3 | MAR | 16 | 3/16/2006 | 484,000 | 217,800 |
| 17-Mar-2006 | 2006 | 6 | 3 | MAR | 17 | 3/17/2006 | 519,000 | 233,550 |
| 18-Mar-2006 | 2006 | 6 | 3 | MAR | 18 | 3/18/2006 | 486,000 | 218,700 |
| 19-Mar-2006 | 2006 | 6 | 3 | MAR | 19 | 3/19/2006 | 459,000 | 206,550 |
| 20-Mar-2006 | 2006 | 6 | 3 | MAR | 20 | 3/20/2006 | 450,000 | 202,500 |
| 21-Mar-2006 | 2006 | 6 | 3 | MAR | 21 | 3/21/2006 | 435,000 | 195,750 |
| 22-Mar-2006 | 2006 | 6 | 3 | MAR | 22 | 3/22/2006 | 447,000 | 184,900 |
| 23-Mar-2006 | 2006 | 6 | 3 | MAR | 23 | 3/23/2006 | 447,000 | 192,500 |
| 24-Mar-2006 | 2006 | 6 | 3 | MAR | 24 | 3/24/2006 | 435,000 | 187,300 |
| 25-Mar-2006 | 2006 | 6 | 3 | MAR | 25 | 3/25/2006 | 453,000 | 194,900 |
| 26-Mar-2006 | 2006 | 6 | 3 | MAR | 26 | 3/26/2006 | 429,000 | 194,400 |
| 27-Mar-2006 | 2006 | 6 | 3 | MAR | 27 | 3/27/2006 | 413,000 | 186,300 |
| 28-Mar-2006 | 2006 | 6 | 3 | MAR | 28 | 3/28/2006 | 352,000 | 183,400 |
| 29-Mar-2006 | 2006 | 6 | 3 | MAR | 29 | 3/29/2006 | 395,000 | 177,750 |
| 30-Mar-2006 | 2006 | 6 | 3 | MAR | 30 | 3/30/2006 | 388,000 | 174,600 |
| 31-Mar-2006 | 2006 | 6 | 3 | MAR | 31 | 3/31/2006 | 415,000 | 186,750 |
| 01-Apr-2006 | 2006 | 7 | 4 | APR | 1  | 4/1/2006  | 405,000 | 182,250 |
| 02-Apr-2006 | 2006 | 7 | 4 | APR | 2  | 4/2/2006  | 364,000 | 163,800 |
| 03-Apr-2006 | 2006 | 7 | 4 | APR | 3  | 4/3/2006  | 347,000 | 156,150 |
| 04-Apr-2006 | 2006 | 7 | 4 | APR | 4  | 4/4/2006  | 353,000 | 158,850 |
| 05-Apr-2006 | 2006 | 7 | 4 | APR | 5  | 4/5/2006  | 497,000 | 223,650 |
| 06-Apr-2006 | 2006 | 7 | 4 | APR | 6  | 4/6/2006  | 512,000 | 181,900 |
| 07-Apr-2006 | 2006 | 7 | 4 | APR | 7  | 4/7/2006  | 419,000 | 170,300 |
| 08-Apr-2006 | 2006 | 7 | 4 | APR | 8  | 4/8/2006  | 441,000 | 172,300 |
| 09-Apr-2006 | 2006 | 7 | 4 | APR | 9  | 4/9/2006  | 534,000 | 163,500 |
| 10-Apr-2006 | 2006 | 7 | 4 | APR | 10 | 4/10/2006 | 534,000 | 154,800 |
| 11-Apr-2006 | 2006 | 7 | 4 | APR | 11 | 4/11/2006 | 500,000 | 146,600 |
| 12-Apr-2006 | 2006 | 7 | 4 | APR | 12 | 4/12/2006 | 505,000 | 150,000 |
| 13-Apr-2006 | 2006 | 7 | 4 | APR | 13 | 4/13/2006 | 586,000 | 164,000 |
| 14-Apr-2006 | 2006 | 7 | 4 | APR | 14 | 4/14/2006 | 640,000 | 169,000 |
| 15-Apr-2006 | 2006 | 7 | 4 | APR | 15 | 4/15/2006 | 715,000 | 179,100 |
| 16-Apr-2006 | 2006 | 7 | 4 | APR | 16 | 4/16/2006 | 706,000 | 176,300 |
| 17-Apr-2006 | 2006 | 7 | 4 | APR | 17 | 4/17/2006 | 638,000 | 172,000 |
| 18-Apr-2006 | 2006 | 7 | 4 | APR | 18 | 4/18/2006 | 533,000 | 163,600 |
| 19-Apr-2006 | 2006 | 7 | 4 | APR | 19 | 4/19/2006 | 490,000 | 157,500 |
| 20-Apr-2006 | 2006 | 7 | 4 | APR | 20 | 4/20/2006 | 460,000 | 153,900 |
| 21-Apr-2006 | 2006 | 7 | 4 | APR | 21 | 4/21/2006 | 484,000 | 157,200 |
| 22-Apr-2006 | 2006 | 7 | 4 | APR | 22 | 4/22/2006 | 498,000 | 165,000 |
| 23-Apr-2006 | 2006 | 7 | 4 | APR | 23 | 4/23/2006 | 496,000 | 162,500 |
| 24-Apr-2006 | 2006 | 7 | 4 | APR | 24 | 4/24/2006 | 449,000 | 158,600 |
| 25-Apr-2006 | 2006 | 7 | 4 | APR | 25 | 4/25/2006 | 425,000 | 152,300 |
| 26-Apr-2006 | 2006 | 7 | 4 | APR | 26 | 4/26/2006 | 456,000 | 188,400 |
| 27-Apr-2006 | 2006 | 7 | 4 | APR | 27 | 4/27/2006 | 423,000 | 166,800 |
| 28-Apr-2006 | 2006 | 7 | 4 | APR | 28 | 4/28/2006 | 398,000 | 169,500 |
| 29-Apr-2006 | 2006 | 7 | 4 | APR | 29 | 4/29/2006 | 401,200 | 179,600 |
| 30-Apr-2006 | 2006 | 7 | 4 | APR | 30 | 4/30/2006 | 412,000 | 194,500 |
| 01-May-2006 | 2006 | 8 | 5 | MAY | 1  | 5/1/2006  | 475,300 | 197,200 |
| 02-May-2006 | 2006 | 8 | 5 | MAY | 2  | 5/2/2006  | 472,000 | 185,300 |
| 03-May-2006 | 2006 | 8 | 5 | MAY | 3  | 5/3/2006  | 433,000 | 156,400 |
| 04-May-2006 | 2006 | 8 | 5 | MAY | 4  | 5/4/2006  | 403,000 | 163,100 |
| 05-May-2006 | 2006 | 8 | 5 | MAY | 5  | 5/5/2006  | 371,000 | 200,340 |
| 06-May-2006 | 2006 | 8 | 5 | MAY | 6  | 5/6/2006  | 369,000 | 199,260 |
| 07-May-2006 | 2006 | 8 | 5 | MAY | 7  | 5/7/2006  | 374,000 | 201,960 |
| 08-May-2006 | 2006 | 8 | 5 | MAY | 8  | 5/8/2006  | 395,000 | 213,300 |
| 09-May-2006 | 2006 | 8 | 5 | MAY | 9  | 5/9/2006  | 356,000 | 192,240 |
| 10-May-2006 | 2006 | 8 | 5 | MAY | 10 | 5/10/2006 | 278,000 | 150,120 |
| 11-May-2006 | 2006 | 8 | 5 | MAY | 11 | 5/11/2006 | 302,000 | 163,080 |
| 12-May-2006 | 2006 | 8 | 5 | MAY | 12 | 5/12/2006 | 307,000 | 165,780 |
| 13-May-2006 | 2006 | 8 | 5 | MAY | 13 | 5/13/2006 | 201,000 | 108,540 |
| 14-May-2006 | 2006 | 8 | 5 | MAY | 14 | 5/14/2006 | 186,000 | 100,440 |
| 15-May-2006 | 2006 | 8 | 5 | MAY | 15 | 5/15/2006 | 234,000 | 126,360 |
| 16-May-2006 | 2006 | 8 | 5 | MAY | 16 | 5/16/2006 | 349,000 | 188,460 |
| 17-May-2006 | 2006 | 8 | 5 | MAY | 17 | 5/17/2006 | 319,000 | 172,260 |
| 18-May-2006 | 2006 | 8 | 5 | MAY | 18 | 5/18/2006 | 335,000 | 180,900 |
| 19-May-2006 | 2006 | 8 | 5 | MAY | 19 | 5/19/2006 | 327,000 | 181,200 |
| 20-May-2006 | 2006 | 8 | 5 | MAY | 20 | 5/20/2006 | 267,000 | 174,400 |
| 21-May-2006 | 2006 | 8 | 5 | MAY | 21 | 5/21/2006 | 270,000 | 174,300 |
| 22-May-2006 | 2006 | 8 | 5 | MAY | 22 | 5/22/2006 | 302,000 | 187,900 |
| 23-May-2006 | 2006 | 8 | 5 | MAY | 23 | 5/23/2006 | 223,000 | 184,600 |
| 24-May-2006 | 2006 | 8 | 5 | MAY | 24 | 5/24/2006 | 225,000 | 185,200 |
| 25-May-2006 | 2006 | 8 | 5 | MAY | 25 | 5/25/2006 | 224,000 | 183,600 |
| 26-May-2006 | 2006 | 8 | 5 | MAY | 26 | 5/26/2006 | 239,000 | 192,700 |

|             |      |    |   |     |    |           |         |         |
|-------------|------|----|---|-----|----|-----------|---------|---------|
| 27-May-2006 | 2006 | 8  | 5 | MAY | 27 | 5/27/2006 | 353,000 | 203,500 |
| 28-May-2006 | 2006 | 8  | 5 | MAY | 28 | 5/28/2006 | 334,000 | 196,300 |
| 29-May-2006 | 2006 | 8  | 5 | MAY | 29 | 5/29/2006 | 309,000 | 198,000 |
| 30-May-2006 | 2006 | 8  | 5 | MAY | 30 | 5/30/2006 | 284,000 | 195,500 |
| 31-May-2006 | 2006 | 8  | 5 | MAY | 31 | 5/31/2006 | 274,000 | 207,000 |
| 01-Jun-2006 | 2006 | 9  | 6 | JUN | 1  | 6/1/2006  | 234,000 | 189,600 |
| 02-Jun-2006 | 2006 | 9  | 6 | JUN | 2  | 6/2/2006  | 213,000 | 185,200 |
| 03-Jun-2006 | 2006 | 9  | 6 | JUN | 3  | 6/3/2006  | 215,000 | 181,900 |
| 04-Jun-2006 | 2006 | 9  | 6 | JUN | 4  | 6/4/2006  | 213,000 | 186,900 |
| 05-Jun-2006 | 2006 | 9  | 6 | JUN | 5  | 6/5/2006  | 214,000 | 189,900 |
| 06-Jun-2006 | 2006 | 9  | 6 | JUN | 6  | 6/6/2006  | 225,000 | 187,700 |
| 07-Jun-2006 | 2006 | 9  | 6 | JUN | 7  | 6/7/2006  | 225,000 | 189,900 |
| 08-Jun-2006 | 2006 | 9  | 6 | JUN | 8  | 6/8/2006  | 212,000 | 194,900 |
| 09-Jun-2006 | 2006 | 9  | 6 | JUN | 9  | 6/9/2006  | 254,000 | 201,800 |
| 10-Jun-2006 | 2006 | 9  | 6 | JUN | 10 | 6/10/2006 | 337,000 | 225,700 |
| 11-Jun-2006 | 2006 | 9  | 6 | JUN | 11 | 6/11/2006 | 362,000 | 226,700 |
| 12-Jun-2006 | 2006 | 9  | 6 | JUN | 12 | 6/12/2006 | 302,000 | 213,400 |
| 13-Jun-2006 | 2006 | 9  | 6 | JUN | 13 | 6/13/2006 | 288,000 | 210,100 |
| 14-Jun-2006 | 2006 | 9  | 6 | JUN | 14 | 6/14/2006 | 308,000 | 213,100 |
| 15-Jun-2006 | 2006 | 9  | 6 | JUN | 15 | 6/15/2006 | 316,000 | 212,300 |
| 16-Jun-2006 | 2006 | 9  | 6 | JUN | 16 | 6/16/2006 | 287,000 | 205,600 |
| 17-Jun-2006 | 2006 | 9  | 6 | JUN | 17 | 6/17/2006 | 263,000 | 204,700 |
| 18-Jun-2006 | 2006 | 9  | 6 | JUN | 18 | 6/18/2006 | 261,000 | 204,000 |
| 19-Jun-2006 | 2006 | 9  | 6 | JUN | 19 | 6/19/2006 | 250,425 | 216,900 |
| 20-Jun-2006 | 2006 | 9  | 6 | JUN | 20 | 6/20/2006 | 255,150 | 212,600 |
| 21-Jun-2006 | 2006 | 9  | 6 | JUN | 21 | 6/21/2006 | 266,355 | 211,800 |
| 22-Jun-2006 | 2006 | 9  | 6 | JUN | 22 | 6/22/2006 | 279,855 | 217,400 |
| 23-Jun-2006 | 2006 | 9  | 6 | JUN | 23 | 6/23/2006 | 292,140 | 216,800 |
| 24-Jun-2006 | 2006 | 9  | 6 | JUN | 24 | 6/24/2006 | 264,735 | 213,000 |
| 25-Jun-2006 | 2006 | 9  | 6 | JUN | 25 | 6/25/2006 | 260,550 | 214,800 |
| 26-Jun-2006 | 2006 | 9  | 6 | JUN | 26 | 6/26/2006 | 265,140 | 223,300 |
| 27-Jun-2006 | 2006 | 9  | 6 | JUN | 27 | 6/27/2006 | 238,275 | 221,600 |
| 28-Jun-2006 | 2006 | 9  | 6 | JUN | 28 | 6/28/2006 | 204,120 | 224,000 |
| 29-Jun-2006 | 2006 | 9  | 6 | JUN | 29 | 6/29/2006 | 251,370 | 220,000 |
| 30-Jun-2006 | 2006 | 9  | 6 | JUN | 30 | 6/30/2006 | 240,840 | 226,200 |
| 01-Jul-2006 | 2006 | 10 | 7 | JUL | 1  | 7/1/2006  | 331,952 | 233,600 |
| 02-Jul-2006 | 2006 | 10 | 7 | JUL | 2  | 7/2/2006  | 343,170 | 239,900 |
| 03-Jul-2006 | 2006 | 10 | 7 | JUL | 3  | 7/3/2006  | 362,816 | 237,500 |
| 04-Jul-2006 | 2006 | 10 | 7 | JUL | 4  | 7/4/2006  | 364,003 | 240,600 |
| 05-Jul-2006 | 2006 | 10 | 7 | JUL | 5  | 7/5/2006  | 375,910 | 238,700 |
| 06-Jul-2006 | 2006 | 10 | 7 | JUL | 6  | 7/6/2006  | 343,741 | 236,000 |
| 07-Jul-2006 | 2006 | 10 | 7 | JUL | 7  | 7/7/2006  | 332,804 | 227,300 |
| 08-Jul-2006 | 2006 | 10 | 7 | JUL | 8  | 7/8/2006  | 332,819 | 219,800 |
| 09-Jul-2006 | 2006 | 10 | 7 | JUL | 9  | 7/9/2006  | 349,183 | 220,300 |
| 10-Jul-2006 | 2006 | 10 | 7 | JUL | 10 | 7/10/2006 | 333,431 | 224,800 |
| 11-Jul-2006 | 2006 | 10 | 7 | JUL | 11 | 7/11/2006 | 317,861 | 229,100 |
| 12-Jul-2006 | 2006 | 10 | 7 | JUL | 12 | 7/12/2006 | 331,604 | 228,500 |
| 13-Jul-2006 | 2006 | 10 | 7 | JUL | 13 | 7/13/2006 | 319,365 | 231,700 |
| 14-Jul-2006 | 2006 | 10 | 7 | JUL | 14 | 7/14/2006 | 325,693 | 229,100 |
| 15-Jul-2006 | 2006 | 10 | 7 | JUL | 15 | 7/15/2006 | 319,334 | 226,200 |
| 16-Jul-2006 | 2006 | 10 | 7 | JUL | 16 | 7/16/2006 | 309,015 | 193,700 |
| 17-Jul-2006 | 2006 | 10 | 7 | JUL | 17 | 7/17/2006 | 270,949 | 186,400 |
| 18-Jul-2006 | 2006 | 10 | 7 | JUL | 18 | 7/18/2006 | 263,732 | 123,500 |
| 19-Jul-2006 | 2006 | 10 | 7 | JUL | 19 | 7/19/2006 | 275,300 | 124,000 |
| 20-Jul-2006 | 2006 | 10 | 7 | JUL | 20 | 7/20/2006 | 296,049 | 57,000  |
| 21-Jul-2006 | 2006 | 10 | 7 | JUL | 21 | 7/21/2006 | 302,495 | 0       |
| 22-Jul-2006 | 2006 | 10 | 7 | JUL | 22 | 7/22/2006 | 292,420 | 0       |
| 23-Jul-2006 | 2006 | 10 | 7 | JUL | 23 | 7/23/2006 | 303,335 | 0       |
| 24-Jul-2006 | 2006 | 10 | 7 | JUL | 24 | 7/24/2006 | 312,785 | 0       |
| 25-Jul-2006 | 2006 | 10 | 7 | JUL | 25 | 7/25/2006 | 313,608 | 0       |
| 26-Jul-2006 | 2006 | 10 | 7 | JUL | 26 | 7/26/2006 | 299,099 | 0       |
| 27-Jul-2006 | 2006 | 10 | 7 | JUL | 27 | 7/27/2006 | 183,233 | 0       |
| 28-Jul-2006 | 2006 | 10 | 7 | JUL | 28 | 7/28/2006 | 327,705 | 0       |
| 29-Jul-2006 | 2006 | 10 | 7 | JUL | 29 | 7/29/2006 | 337,230 | 0       |
| 30-Jul-2006 | 2006 | 10 | 7 | JUL | 30 | 7/30/2006 | 321,364 | 0       |
| 31-Jul-2006 | 2006 | 10 | 7 | JUL | 31 | 7/31/2006 | 325,070 | 0       |
| 01-Aug-2006 | 2006 | 11 | 8 | AUG | 1  | 8/1/2006  | 318,000 | 0       |
| 02-Aug-2006 | 2006 | 11 | 8 | AUG | 2  | 8/2/2006  | 332,000 | 0       |
| 03-Aug-2006 | 2006 | 11 | 8 | AUG | 3  | 8/3/2006  | 358,000 | 0       |
| 04-Aug-2006 | 2006 | 11 | 8 | AUG | 4  | 8/4/2006  | 344,000 | 0       |
| 05-Aug-2006 | 2006 | 11 | 8 | AUG | 5  | 8/5/2006  | 342,000 | 0       |
| 06-Aug-2006 | 2006 | 11 | 8 | AUG | 6  | 8/6/2006  | 316,000 | 0       |
| 07-Aug-2006 | 2006 | 11 | 8 | AUG | 7  | 8/7/2006  | 318,000 | 0       |
| 08-Aug-2006 | 2006 | 11 | 8 | AUG | 8  | 8/8/2006  | 305,000 | 0       |
| 09-Aug-2006 | 2006 | 11 | 8 | AUG | 9  | 8/9/2006  | 302,000 | 0       |
| 10-Aug-2006 | 2006 | 11 | 8 | AUG | 10 | 8/10/2006 | 285,000 | 0       |
| 11-Aug-2006 | 2006 | 11 | 8 | AUG | 11 | 8/11/2006 | 291,000 | 0       |
| 12-Aug-2006 | 2006 | 11 | 8 | AUG | 12 | 8/12/2006 | 305,000 | 0       |
| 13-Aug-2006 | 2006 | 11 | 8 | AUG | 13 | 8/13/2006 | 303,000 | 0       |

|             |      |    |    |     |    |            |         |         |
|-------------|------|----|----|-----|----|------------|---------|---------|
| 14-Aug-2006 | 2006 | 11 | 8  | AUG | 14 | 8/14/2006  | 335,000 | 147,800 |
| 15-Aug-2006 | 2006 | 11 | 8  | AUG | 15 | 8/15/2006  | 336,000 | 155,600 |
| 16-Aug-2006 | 2006 | 11 | 8  | AUG | 16 | 8/16/2006  | 348,000 | 147,100 |
| 17-Aug-2006 | 2006 | 11 | 8  | AUG | 17 | 8/17/2006  | 350,000 | 145,400 |
| 18-Aug-2006 | 2006 | 11 | 8  | AUG | 18 | 8/18/2006  | 333,000 | 143,100 |
| 19-Aug-2006 | 2006 | 11 | 8  | AUG | 19 | 8/19/2006  | 313,000 | 132,300 |
| 20-Aug-2006 | 2006 | 11 | 8  | AUG | 20 | 8/20/2006  | 290,000 | 121,400 |
| 21-Aug-2006 | 2006 | 11 | 8  | AUG | 21 | 8/21/2006  | 300,000 | 127,400 |
| 22-Aug-2006 | 2006 | 11 | 8  | AUG | 22 | 8/22/2006  | 262,000 | 107,000 |
| 23-Aug-2006 | 2006 | 11 | 8  | AUG | 23 | 8/23/2006  | 264,000 | 86,200  |
| 24-Aug-2006 | 2006 | 11 | 8  | AUG | 24 | 8/24/2006  | 271,000 | 61,200  |
| 25-Aug-2006 | 2006 | 11 | 8  | AUG | 25 | 8/25/2006  | 275,000 | 66,400  |
| 26-Aug-2006 | 2006 | 11 | 8  | AUG | 26 | 8/26/2006  | 254,000 | 47,800  |
| 27-Aug-2006 | 2006 | 11 | 8  | AUG | 27 | 8/27/2006  | 248,000 | 40,800  |
| 28-Aug-2006 | 2006 | 11 | 8  | AUG | 28 | 8/28/2006  | 285,000 | 48,400  |
| 29-Aug-2006 | 2006 | 11 | 8  | AUG | 29 | 8/29/2006  | 219,000 | 44,300  |
| 30-Aug-2006 | 2006 | 11 | 8  | AUG | 30 | 8/30/2006  | 234,000 | 41,000  |
| 31-Aug-2006 | 2006 | 11 | 8  | AUG | 31 | 8/31/2006  | 272,000 | 47,100  |
| 01-Sep-2006 | 2006 | 12 | 9  | SEP | 1  | 9/1/2006   | 250,000 | 0       |
| 02-Sep-2006 | 2006 | 12 | 9  | SEP | 2  | 9/2/2006   | 261,000 | 0       |
| 03-Sep-2006 | 2006 | 12 | 9  | SEP | 3  | 9/3/2006   | 267,000 | 0       |
| 04-Sep-2006 | 2006 | 12 | 9  | SEP | 4  | 9/4/2006   | 259,000 | 0       |
| 05-Sep-2006 | 2006 | 12 | 9  | SEP | 5  | 9/5/2006   | 237,000 | 0       |
| 06-Sep-2006 | 2006 | 12 | 9  | SEP | 6  | 9/6/2006   | 279,000 | 0       |
| 07-Sep-2006 | 2006 | 12 | 9  | SEP | 7  | 9/7/2006   | 277,000 | 0       |
| 08-Sep-2006 | 2006 | 12 | 9  | SEP | 8  | 9/8/2006   | 275,000 | 0       |
| 09-Sep-2006 | 2006 | 12 | 9  | SEP | 9  | 9/9/2006   | 276,000 | 0       |
| 10-Sep-2006 | 2006 | 12 | 9  | SEP | 10 | 9/10/2006  | 225,000 | 0       |
| 11-Sep-2006 | 2006 | 12 | 9  | SEP | 11 | 9/11/2006  | 290,000 | 0       |
| 12-Sep-2006 | 2006 | 12 | 9  | SEP | 12 | 9/12/2006  | 316,000 | 0       |
| 13-Sep-2006 | 2006 | 12 | 9  | SEP | 13 | 9/13/2006  | 279,000 | 0       |
| 14-Sep-2006 | 2006 | 12 | 9  | SEP | 14 | 9/14/2006  | 282,000 | 0       |
| 15-Sep-2006 | 2006 | 12 | 9  | SEP | 15 | 9/15/2006  | 287,000 | 0       |
| 16-Sep-2006 | 2006 | 12 | 9  | SEP | 16 | 9/16/2006  | 284,000 | 0       |
| 17-Sep-2006 | 2006 | 12 | 9  | SEP | 17 | 9/17/2006  | 280,000 | 0       |
| 18-Sep-2006 | 2006 | 12 | 9  | SEP | 18 | 9/18/2006  | 302,000 | 0       |
| 19-Sep-2006 | 2006 | 12 | 9  | SEP | 19 | 9/19/2006  | 277,000 | 0       |
| 20-Sep-2006 | 2006 | 12 | 9  | SEP | 20 | 9/20/2006  | 287,000 | 0       |
| 21-Sep-2006 | 2006 | 12 | 9  | SEP | 21 | 9/21/2006  | 300,000 | 0       |
| 22-Sep-2006 | 2006 | 12 | 9  | SEP | 22 | 9/22/2006  | 300,000 | 0       |
| 23-Sep-2006 | 2006 | 12 | 9  | SEP | 23 | 9/23/2006  | 292,000 | 0       |
| 24-Sep-2006 | 2006 | 12 | 9  | SEP | 24 | 9/24/2006  | 288,000 | 0       |
| 25-Sep-2006 | 2006 | 12 | 9  | SEP | 25 | 9/25/2006  | 280,000 | 0       |
| 26-Sep-2006 | 2006 | 12 | 9  | SEP | 26 | 9/26/2006  | 278,000 | 0       |
| 27-Sep-2006 | 2006 | 12 | 9  | SEP | 27 | 9/27/2006  | 260,000 | 0       |
| 28-Sep-2006 | 2006 | 12 | 9  | SEP | 28 | 9/28/2006  | 255,000 | 0       |
| 29-Sep-2006 | 2006 | 12 | 9  | SEP | 29 | 9/29/2006  | 258,000 | 0       |
| 30-Sep-2006 | 2006 | 12 | 9  | SEP | 30 | 9/30/2006  | 251,000 | 0       |
| 01-Oct-2006 | 2006 | 1  | 10 | OCT | 1  | 10/1/2006  | 245,000 | 0       |
| 02-Oct-2006 | 2006 | 1  | 10 | OCT | 2  | 10/2/2006  | 240,000 | 0       |
| 03-Oct-2006 | 2006 | 1  | 10 | OCT | 3  | 10/3/2006  | 243,000 | 0       |
| 04-Oct-2006 | 2006 | 1  | 10 | OCT | 4  | 10/4/2006  | 228,000 | 0       |
| 05-Oct-2006 | 2006 | 1  | 10 | OCT | 5  | 10/5/2006  | 201,000 | 0       |
| 06-Oct-2006 | 2006 | 1  | 10 | OCT | 6  | 10/6/2006  | 211,000 | 0       |
| 07-Oct-2006 | 2006 | 1  | 10 | OCT | 7  | 10/7/2006  | 238,000 | 0       |
| 08-Oct-2006 | 2006 | 1  | 10 | OCT | 8  | 10/8/2006  | 208,000 | 0       |
| 09-Oct-2006 | 2006 | 1  | 10 | OCT | 9  | 10/9/2006  | 219,000 | 0       |
| 10-Oct-2006 | 2006 | 1  | 10 | OCT | 10 | 10/10/2006 | 260,000 | 0       |
| 11-Oct-2006 | 2006 | 1  | 10 | OCT | 11 | 10/11/2006 | 210,000 | 0       |
| 12-Oct-2006 | 2006 | 1  | 10 | OCT | 12 | 10/12/2006 | 220,000 | 0       |
| 13-Oct-2006 | 2006 | 1  | 10 | OCT | 13 | 10/13/2006 | 234,000 | 0       |
| 14-Oct-2006 | 2006 | 1  | 10 | OCT | 14 | 10/14/2006 | 205,000 | 0       |
| 15-Oct-2006 | 2006 | 1  | 10 | OCT | 15 | 10/15/2006 | 219,000 | 0       |
| 16-Oct-2006 | 2006 | 1  | 10 | OCT | 16 | 10/16/2006 | 240,000 | 0       |
| 17-Oct-2006 | 2006 | 1  | 10 | OCT | 17 | 10/17/2006 | 215,000 | 0       |
| 18-Oct-2006 | 2006 | 1  | 10 | OCT | 18 | 10/18/2006 | 238,000 | 0       |
| 19-Oct-2006 | 2006 | 1  | 10 | OCT | 19 | 10/19/2006 | 251,000 | 0       |
| 20-Oct-2006 | 2006 | 1  | 10 | OCT | 20 | 10/20/2006 | 235,000 | 0       |
| 21-Oct-2006 | 2006 | 1  | 10 | OCT | 21 | 10/21/2006 | 220,000 | 0       |
| 22-Oct-2006 | 2006 | 1  | 10 | OCT | 22 | 10/22/2006 | 220,000 | 0       |
| 23-Oct-2006 | 2006 | 1  | 10 | OCT | 23 | 10/23/2006 | 235,000 | 0       |
| 24-Oct-2006 | 2006 | 1  | 10 | OCT | 24 | 10/24/2006 | 235,000 | 0       |
| 25-Oct-2006 | 2006 | 1  | 10 | OCT | 25 | 10/25/2006 | 216,000 | 0       |
| 26-Oct-2006 | 2006 | 1  | 10 | OCT | 26 | 10/26/2006 | 210,000 | 0       |
| 27-Oct-2006 | 2006 | 1  | 10 | OCT | 27 | 10/27/2006 | 211,000 | 0       |
| 28-Oct-2006 | 2006 | 1  | 10 | OCT | 28 | 10/28/2006 | 201,000 | 0       |
| 29-Oct-2006 | 2006 | 1  | 10 | OCT | 29 | 10/29/2006 | 219,000 | 0       |
| 30-Oct-2006 | 2006 | 1  | 10 | OCT | 30 | 10/30/2006 | 220,000 | 0       |
| 31-Oct-2006 | 2006 | 1  | 10 | OCT | 31 | 10/31/2006 | 219,000 | 0       |

|             |      |   |    |     |    |            |         |         |
|-------------|------|---|----|-----|----|------------|---------|---------|
| 01-Nov-2006 | 2006 | 2 | 11 | NOV | 1  | 11/1/2006  | 204,000 | 0       |
| 02-Nov-2006 | 2006 | 2 | 11 | NOV | 2  | 11/2/2006  | 221,000 | 0       |
| 03-Nov-2006 | 2006 | 2 | 11 | NOV | 3  | 11/3/2006  | 222,000 | 0       |
| 04-Nov-2006 | 2006 | 2 | 11 | NOV | 4  | 11/4/2006  | 231,000 | 0       |
| 05-Nov-2006 | 2006 | 2 | 11 | NOV | 5  | 11/5/2006  | 235,000 | 0       |
| 06-Nov-2006 | 2006 | 2 | 11 | NOV | 6  | 11/6/2006  | 230,000 | 0       |
| 07-Nov-2006 | 2006 | 2 | 11 | NOV | 7  | 11/7/2006  | 230,000 | 0       |
| 08-Nov-2006 | 2006 | 2 | 11 | NOV | 8  | 11/8/2006  | 272,000 | 0       |
| 09-Nov-2006 | 2006 | 2 | 11 | NOV | 9  | 11/9/2006  | 225,000 | 0       |
| 10-Nov-2006 | 2006 | 2 | 11 | NOV | 10 | 11/10/2006 | 238,000 | 0       |
| 11-Nov-2006 | 2006 | 2 | 11 | NOV | 11 | 11/11/2006 | 226,000 | 0       |
| 12-Nov-2006 | 2006 | 2 | 11 | NOV | 12 | 11/12/2006 | 232,000 | 0       |
| 13-Nov-2006 | 2006 | 2 | 11 | NOV | 13 | 11/13/2006 | 252,000 | 0       |
| 14-Nov-2006 | 2006 | 2 | 11 | NOV | 14 | 11/14/2006 | 237,000 | 0       |
| 15-Nov-2006 | 2006 | 2 | 11 | NOV | 15 | 11/15/2006 | 236,000 | 0       |
| 16-Nov-2006 | 2006 | 2 | 11 | NOV | 16 | 11/16/2006 | 223,000 | 0       |
| 17-Nov-2006 | 2006 | 2 | 11 | NOV | 17 | 11/17/2006 | 166,000 | 0       |
| 18-Nov-2006 | 2006 | 2 | 11 | NOV | 18 | 11/18/2006 | 177,000 | 0       |
| 19-Nov-2006 | 2006 | 2 | 11 | NOV | 19 | 11/19/2006 | 181,000 | 0       |
| 20-Nov-2006 | 2006 | 2 | 11 | NOV | 20 | 11/20/2006 | 210,000 | 0       |
| 21-Nov-2006 | 2006 | 2 | 11 | NOV | 21 | 11/21/2006 | 200,000 | 0       |
| 22-Nov-2006 | 2006 | 2 | 11 | NOV | 22 | 11/22/2006 | 186,000 | 0       |
| 23-Nov-2006 | 2006 | 2 | 11 | NOV | 23 | 11/23/2006 | 191,000 | 0       |
| 24-Nov-2006 | 2006 | 2 | 11 | NOV | 24 | 11/24/2006 | 195,000 | 0       |
| 25-Nov-2006 | 2006 | 2 | 11 | NOV | 25 | 11/25/2006 | 199,000 | 0       |
| 26-Nov-2006 | 2006 | 2 | 11 | NOV | 26 | 11/26/2006 | 189,000 | 0       |
| 27-Nov-2006 | 2006 | 2 | 11 | NOV | 27 | 11/27/2006 | 208,000 | 0       |
| 28-Nov-2006 | 2006 | 2 | 11 | NOV | 28 | 11/28/2006 | 184,000 | 0       |
| 29-Nov-2006 | 2006 | 2 | 11 | NOV | 29 | 11/29/2006 | 200,000 | 0       |
| 30-Nov-2006 | 2006 | 2 | 11 | NOV | 30 | 11/30/2006 | 225,000 | 0       |
| 01-Dec-2006 | 2006 | 3 | 12 | DEC | 1  | 12/1/2006  | 230,000 | 0       |
| 02-Dec-2006 | 2006 | 3 | 12 | DEC | 2  | 12/2/2006  | 232,000 | 0       |
| 03-Dec-2006 | 2006 | 3 | 12 | DEC | 3  | 12/3/2006  | 251,000 | 0       |
| 04-Dec-2006 | 2006 | 3 | 12 | DEC | 4  | 12/4/2006  | 279,000 | 0       |
| 05-Dec-2006 | 2006 | 3 | 12 | DEC | 5  | 12/5/2006  | 273,000 | 0       |
| 06-Dec-2006 | 2006 | 3 | 12 | DEC | 6  | 12/6/2006  | 301,000 | 0       |
| 07-Dec-2006 | 2006 | 3 | 12 | DEC | 7  | 12/7/2006  | 278,000 | 0       |
| 08-Dec-2006 | 2006 | 3 | 12 | DEC | 8  | 12/8/2006  | 277,000 | 0       |
| 09-Dec-2006 | 2006 | 3 | 12 | DEC | 9  | 12/9/2006  | 287,000 | 0       |
| 10-Dec-2006 | 2006 | 3 | 12 | DEC | 10 | 12/10/2006 | 320,000 | 0       |
| 11-Dec-2006 | 2006 | 3 | 12 | DEC | 11 | 12/11/2006 | 313,000 | 0       |
| 12-Dec-2006 | 2006 | 3 | 12 | DEC | 12 | 12/12/2006 | 322,000 | 0       |
| 13-Dec-2006 | 2006 | 3 | 12 | DEC | 13 | 12/13/2006 | 322,000 | 0       |
| 14-Dec-2006 | 2006 | 3 | 12 | DEC | 14 | 12/14/2006 | 316,000 | 0       |
| 15-Dec-2006 | 2006 | 3 | 12 | DEC | 15 | 12/15/2006 | 307,000 | 0       |
| 16-Dec-2006 | 2006 | 3 | 12 | DEC | 16 | 12/16/2006 | 298,000 | 0       |
| 17-Dec-2006 | 2006 | 3 | 12 | DEC | 17 | 12/17/2006 | 329,000 | 0       |
| 18-Dec-2006 | 2006 | 3 | 12 | DEC | 18 | 12/18/2006 | 347,000 | 0       |
| 19-Dec-2006 | 2006 | 3 | 12 | DEC | 19 | 12/19/2006 | 366,000 | 0       |
| 20-Dec-2006 | 2006 | 3 | 12 | DEC | 20 | 12/20/2006 | 354,000 | 0       |
| 21-Dec-2006 | 2006 | 3 | 12 | DEC | 21 | 12/21/2006 | 403,000 | 0       |
| 22-Dec-2006 | 2006 | 3 | 12 | DEC | 22 | 12/22/2006 | 396,000 | 0       |
| 23-Dec-2006 | 2006 | 3 | 12 | DEC | 23 | 12/23/2006 | 409,000 | 0       |
| 24-Dec-2006 | 2006 | 3 | 12 | DEC | 24 | 12/24/2006 | 421,000 | 0       |
| 25-Dec-2006 | 2006 | 3 | 12 | DEC | 25 | 12/25/2006 | 430,000 | 0       |
| 26-Dec-2006 | 2006 | 3 | 12 | DEC | 26 | 12/26/2006 | 471,000 | 0       |
| 27-Dec-2006 | 2006 | 3 | 12 | DEC | 27 | 12/27/2006 | 508,000 | 0       |
| 28-Dec-2006 | 2006 | 3 | 12 | DEC | 28 | 12/28/2006 | 572,000 | 0       |
| 29-Dec-2006 | 2006 | 3 | 12 | DEC | 29 | 12/29/2006 | 547,000 | 0       |
| 30-Dec-2006 | 2006 | 3 | 12 | DEC | 30 | 12/30/2006 | 558,000 | 0       |
| 31-Dec-2006 | 2006 | 3 | 12 | DEC | 31 | 12/31/2006 | 561,000 | 0       |
| 01-Jan-2007 | 2007 | 4 | 1  | JAN | 1  | 1/1/2007   | 506,000 | 431,488 |
| 02-Jan-2007 | 2007 | 4 | 1  | JAN | 2  | 1/2/2007   | 476,000 | 377,044 |
| 03-Jan-2007 | 2007 | 4 | 1  | JAN | 3  | 1/3/2007   | 425,000 | 341,488 |
| 04-Jan-2007 | 2007 | 4 | 1  | JAN | 4  | 1/4/2007   | 429,000 | 319,208 |
| 05-Jan-2007 | 2007 | 4 | 1  | JAN | 5  | 1/5/2007   | 407,000 | 286,363 |
| 06-Jan-2007 | 2007 | 4 | 1  | JAN | 6  | 1/6/2007   | 392,000 | 261,350 |
| 07-Jan-2007 | 2007 | 4 | 1  | JAN | 7  | 1/7/2007   | 395,000 | 246,926 |
| 08-Jan-2007 | 2007 | 4 | 1  | JAN | 8  | 1/8/2007   | 408,000 | 239,346 |
| 09-Jan-2007 | 2007 | 4 | 1  | JAN | 9  | 1/9/2007   | 357,000 | 236,902 |
| 10-Jan-2007 | 2007 | 4 | 1  | JAN | 10 | 1/10/2007  | 378,000 | 236,771 |
| 11-Jan-2007 | 2007 | 4 | 1  | JAN | 11 | 1/11/2007  | 373,000 | 250,124 |
| 12-Jan-2007 | 2007 | 4 | 1  | JAN | 12 | 1/12/2007  | 417,000 | 275,982 |
| 13-Jan-2007 | 2007 | 4 | 1  | JAN | 13 | 1/13/2007  | 443,000 | 257,251 |
| 14-Jan-2007 | 2007 | 4 | 1  | JAN | 14 | 1/14/2007  | 438,000 | 239,604 |
| 15-Jan-2007 | 2007 | 4 | 1  | JAN | 15 | 1/15/2007  | 430,000 | 240,076 |
| 16-Jan-2007 | 2007 | 4 | 1  | JAN | 16 | 1/16/2007  | 410,000 | 247,924 |
| 17-Jan-2007 | 2007 | 4 | 1  | JAN | 17 | 1/17/2007  | 410,000 | 295,231 |
| 18-Jan-2007 | 2007 | 4 | 1  | JAN | 18 | 1/18/2007  | 382,000 | 315,256 |

|             |      |   |   |     |    |           |         |         |
|-------------|------|---|---|-----|----|-----------|---------|---------|
| 19-Jan-2007 | 2007 | 4 | 1 | JAN | 19 | 1/19/2007 | 383,000 | 318,396 |
| 20-Jan-2007 | 2007 | 4 | 1 | JAN | 20 | 1/20/2007 | 392,000 | 300,664 |
| 21-Jan-2007 | 2007 | 4 | 1 | JAN | 21 | 1/21/2007 | 396,000 | 280,847 |
| 22-Jan-2007 | 2007 | 4 | 1 | JAN | 22 | 1/22/2007 | 383,000 | 272,465 |
| 23-Jan-2007 | 2007 | 4 | 1 | JAN | 23 | 1/23/2007 | 360,000 | 262,942 |
| 24-Jan-2007 | 2007 | 4 | 1 | JAN | 24 | 1/24/2007 | 392,000 | 260,544 |
| 25-Jan-2007 | 2007 | 4 | 1 | JAN | 25 | 1/25/2007 | 400,000 | 266,223 |
| 26-Jan-2007 | 2007 | 4 | 1 | JAN | 26 | 1/26/2007 | 393,000 | 264,969 |
| 27-Jan-2007 | 2007 | 4 | 1 | JAN | 27 | 1/27/2007 | 412,000 | 248,695 |
| 28-Jan-2007 | 2007 | 4 | 1 | JAN | 28 | 1/28/2007 | 406,000 | 233,978 |
| 29-Jan-2007 | 2007 | 4 | 1 | JAN | 29 | 1/29/2007 | 394,000 | 228,287 |
| 30-Jan-2007 | 2007 | 4 | 1 | JAN | 30 | 1/30/2007 | 375,000 | 251,524 |
| 31-Jan-2007 | 2007 | 4 | 1 | JAN | 31 | 1/31/2007 | 365,000 | 261,300 |
| 01-Feb-2007 | 2007 | 5 | 2 | FEB | 1  | 2/1/2007  | 377,000 |         |
| 02-Feb-2007 | 2007 | 5 | 2 | FEB | 2  | 2/2/2007  | 420,000 |         |
| 03-Feb-2007 | 2007 | 5 | 2 | FEB | 3  | 2/3/2007  | 395,000 |         |
| 04-Feb-2007 | 2007 | 5 | 2 | FEB | 4  | 2/4/2007  | 398,000 |         |
| 05-Feb-2007 | 2007 | 5 | 2 | FEB | 5  | 2/5/2007  | 395,000 |         |
| 06-Feb-2007 | 2007 | 5 | 2 | FEB | 6  | 2/6/2007  | 402,000 |         |
| 07-Feb-2007 | 2007 | 5 | 2 | FEB | 7  | 2/7/2007  | 366,000 |         |
| 08-Feb-2007 | 2007 | 5 | 2 | FEB | 8  | 2/8/2007  | 407,000 |         |
| 09-Feb-2007 | 2007 | 5 | 2 | FEB | 9  | 2/9/2007  | 403,000 |         |
| 10-Feb-2007 | 2007 | 5 | 2 | FEB | 10 | 2/10/2007 | 407,000 |         |
| 11-Feb-2007 | 2007 | 5 | 2 | FEB | 11 | 2/11/2007 | 426,000 |         |
| 12-Feb-2007 | 2007 | 5 | 2 | FEB | 12 | 2/12/2007 | 383,000 |         |
| 13-Feb-2007 | 2007 | 5 | 2 | FEB | 13 | 2/13/2007 | 399,000 |         |
| 14-Feb-2007 | 2007 | 5 | 2 | FEB | 14 | 2/14/2007 | 407,000 |         |
| 15-Feb-2007 | 2007 | 5 | 2 | FEB | 15 | 2/15/2007 | 368,000 |         |
| 16-Feb-2007 | 2007 | 5 | 2 | FEB | 16 | 2/16/2007 | 403,750 |         |
| 17-Feb-2007 | 2007 | 5 | 2 | FEB | 17 | 2/17/2007 | 383,350 |         |
| 18-Feb-2007 | 2007 | 5 | 2 | FEB | 18 | 2/18/2007 | 413,100 |         |
| 19-Feb-2007 | 2007 | 5 | 2 | FEB | 19 | 2/19/2007 | 453,900 |         |
| 20-Feb-2007 | 2007 | 5 | 2 | FEB | 20 | 2/20/2007 | 480,250 |         |
| 21-Feb-2007 | 2007 | 5 | 2 | FEB | 21 | 2/21/2007 | 478,550 |         |
| 22-Feb-2007 | 2007 | 5 | 2 | FEB | 22 | 2/22/2007 | 437,750 |         |
| 23-Feb-2007 | 2007 | 5 | 2 | FEB | 23 | 2/23/2007 | 409,983 |         |
| 24-Feb-2007 | 2007 | 5 | 2 | FEB | 24 | 2/24/2007 | 409,983 |         |
| 25-Feb-2007 | 2007 | 5 | 2 | FEB | 25 | 2/25/2007 | 409,983 |         |
| 26-Feb-2007 | 2007 | 5 | 2 | FEB | 26 | 2/26/2007 | 349,350 |         |
| 27-Feb-2007 | 2007 | 5 | 2 | FEB | 27 | 2/27/2007 | 330,650 |         |
| 28-Feb-2007 | 2007 | 5 | 2 | FEB | 28 | 2/28/2007 | 317,900 |         |
| 01-Mar-2007 | 2007 | 6 | 3 | MAR | 1  | 3/1/2007  | 427,000 |         |
| 02-Mar-2007 | 2007 | 6 | 3 | MAR | 2  | 3/2/2007  | 430,000 |         |
| 03-Mar-2007 | 2007 | 6 | 3 | MAR | 3  | 3/3/2007  | 445,000 |         |
| 04-Mar-2007 | 2007 | 6 | 3 | MAR | 4  | 3/4/2007  | 465,000 |         |
| 05-Mar-2007 | 2007 | 6 | 3 | MAR | 5  | 3/5/2007  | 453,506 |         |
| 06-Mar-2007 | 2007 | 6 | 3 | MAR | 6  | 3/6/2007  | 453,506 |         |
| 07-Mar-2007 | 2007 | 6 | 3 | MAR | 7  | 3/7/2007  | 453,506 |         |
| 08-Mar-2007 | 2007 | 6 | 3 | MAR | 8  | 3/8/2007  | 453,506 |         |
| 09-Mar-2007 | 2007 | 6 | 3 | MAR | 9  | 3/9/2007  | 442,000 |         |
| 10-Mar-2007 | 2007 | 6 | 3 | MAR | 10 | 3/10/2007 | 447,000 |         |
| 11-Mar-2007 | 2007 | 6 | 3 | MAR | 11 | 3/11/2007 | 460,000 |         |
| 12-Mar-2007 | 2007 | 6 | 3 | MAR | 12 | 3/12/2007 | 496,000 |         |
| 13-Mar-2007 | 2007 | 6 | 3 | MAR | 13 | 3/13/2007 | 508,000 |         |
| 14-Mar-2007 | 2007 | 6 | 3 | MAR | 14 | 3/14/2007 | 497,000 |         |
| 15-Mar-2007 | 2007 | 6 | 3 | MAR | 15 | 3/15/2007 | 456,000 |         |
| 16-Mar-2007 | 2007 | 6 | 3 | MAR | 16 | 3/16/2007 | 462,000 |         |
| 17-Mar-2007 | 2007 | 6 | 3 | MAR | 17 | 3/17/2007 | 512,000 |         |
| 18-Mar-2007 | 2007 | 6 | 3 | MAR | 18 | 3/18/2007 | 472,000 |         |
| 19-Mar-2007 | 2007 | 6 | 3 | MAR | 19 | 3/19/2007 | 461,000 |         |
| 20-Mar-2007 | 2007 | 6 | 3 | MAR | 20 | 3/20/2007 | 470,000 |         |
| 21-Mar-2007 | 2007 | 6 | 3 | MAR | 21 | 3/21/2007 | 453,000 |         |
| 22-Mar-2007 | 2007 | 6 | 3 | MAR | 22 | 3/22/2007 | 425,000 |         |
| 23-Mar-2007 | 2007 | 6 | 3 | MAR | 23 | 3/23/2007 | 423,000 |         |
| 24-Mar-2007 | 2007 | 6 | 3 | MAR | 24 | 3/24/2007 | 409,000 |         |
| 25-Mar-2007 | 2007 | 6 | 3 | MAR | 25 | 3/25/2007 | 442,000 |         |
| 26-Mar-2007 | 2007 | 6 | 3 | MAR | 26 | 3/26/2007 | 515,000 |         |
| 27-Mar-2007 | 2007 | 6 | 3 | MAR | 27 | 3/27/2007 | 490,000 |         |
| 28-Mar-2007 | 2007 | 6 | 3 | MAR | 28 | 3/28/2007 | 483,000 |         |
| 29-Mar-2007 | 2007 | 6 | 3 | MAR | 29 | 3/29/2007 | 422,000 |         |
| 30-Mar-2007 | 2007 | 6 | 3 | MAR | 30 | 3/30/2007 | 422,000 |         |
| 31-Mar-2007 | 2007 | 6 | 3 | MAR | 31 | 3/31/2007 | 422,000 |         |
| 01-Apr-2007 | 2007 | 7 | 4 | APR | 1  | 4/1/2007  | 422,000 |         |
| 02-Apr-2007 | 2007 | 7 | 4 | APR | 2  | 4/2/2007  | 422,000 |         |
| 03-Apr-2007 | 2007 | 7 | 4 | APR | 3  | 4/3/2007  | 422,000 |         |
| 04-Apr-2007 | 2007 | 7 | 4 | APR | 4  | 4/4/2007  | 422,000 |         |
| 05-Apr-2007 | 2007 | 7 | 4 | APR | 5  | 4/5/2007  | 415,000 |         |
| 06-Apr-2007 | 2007 | 7 | 4 | APR | 6  | 4/6/2007  | 412,000 |         |
| 07-Apr-2007 | 2007 | 7 | 4 | APR | 7  | 4/7/2007  | 401,000 |         |

|             |      |   |   |     |    |           |         |
|-------------|------|---|---|-----|----|-----------|---------|
| 08-Apr-2007 | 2007 | 7 | 4 | APR | 8  | 4/8/2007  | 413,000 |
| 09-Apr-2007 | 2007 | 7 | 4 | APR | 9  | 4/9/2007  | 414,000 |
| 10-Apr-2007 | 2007 | 7 | 4 | APR | 10 | 4/10/2007 | 361,000 |
| 11-Apr-2007 | 2007 | 7 | 4 | APR | 11 | 4/11/2007 | 365,000 |
| 12-Apr-2007 | 2007 | 7 | 4 | APR | 12 | 4/12/2007 | 343,000 |
| 13-Apr-2007 | 2007 | 7 | 4 | APR | 13 | 4/13/2007 | 332,000 |
| 14-Apr-2007 | 2007 | 7 | 4 | APR | 14 | 4/14/2007 | 358,000 |
| 15-Apr-2007 | 2007 | 7 | 4 | APR | 15 | 4/15/2007 | 366,000 |
| 16-Apr-2007 | 2007 | 7 | 4 | APR | 16 | 4/16/2007 | 359,000 |
| 17-Apr-2007 | 2007 | 7 | 4 | APR | 17 | 4/17/2007 | 300,000 |
| 18-Apr-2007 | 2007 | 7 | 4 | APR | 18 | 4/18/2007 | 318,000 |
| 19-Apr-2007 | 2007 | 7 | 4 | APR | 19 | 4/19/2007 | 281,000 |
| 20-Apr-2007 | 2007 | 7 | 4 | APR | 20 | 4/20/2007 | 273,000 |
| 21-Apr-2007 | 2007 | 7 | 4 | APR | 21 | 4/21/2007 | 230,000 |
| 22-Apr-2007 | 2007 | 7 | 4 | APR | 22 | 4/22/2007 | 251,000 |
| 23-Apr-2007 | 2007 | 7 | 4 | APR | 23 | 4/23/2007 | 264,000 |
| 24-Apr-2007 | 2007 | 7 | 4 | APR | 24 | 4/24/2007 | 209,000 |
| 25-Apr-2007 | 2007 | 7 | 4 | APR | 25 | 4/25/2007 | 229,000 |
| 26-Apr-2007 | 2007 | 7 | 4 | APR | 26 | 4/26/2007 | 289,000 |
| 27-Apr-2007 | 2007 | 7 | 4 | APR | 27 | 4/27/2007 | 237,000 |
| 28-Apr-2007 | 2007 | 7 | 4 | APR | 28 | 4/28/2007 | 236,000 |
| 29-Apr-2007 | 2007 | 7 | 4 | APR | 29 | 4/29/2007 | 237,000 |
| 30-Apr-2007 | 2007 | 7 | 4 | APR | 30 | 4/30/2007 | 225,000 |
| 01-May-2007 | 2007 | 8 | 5 | MAY | 1  | 5/1/2007  | 223,000 |
| 02-May-2007 | 2007 | 8 | 5 | MAY | 2  | 5/2/2007  | 218,000 |
| 03-May-2007 | 2007 | 8 | 5 | MAY | 3  | 5/3/2007  | 258,000 |
| 04-May-2007 | 2007 | 8 | 5 | MAY | 4  | 5/4/2007  | 232,000 |
| 05-May-2007 | 2007 | 8 | 5 | MAY | 5  | 5/5/2007  | 226,000 |
| 06-May-2007 | 2007 | 8 | 5 | MAY | 6  | 5/6/2007  | 230,000 |
| 07-May-2007 | 2007 | 8 | 5 | MAY | 7  | 5/7/2007  | 214,000 |
| 08-May-2007 | 2007 | 8 | 5 | MAY | 8  | 5/8/2007  | 208,000 |
| 09-May-2007 | 2007 | 8 | 5 | MAY | 9  | 5/9/2007  | 204,000 |
| 10-May-2007 | 2007 | 8 | 5 | MAY | 10 | 5/10/2007 | 228,000 |
| 11-May-2007 | 2007 | 8 | 5 | MAY | 11 | 5/11/2007 | 204,000 |
| 12-May-2007 | 2007 | 8 | 5 | MAY | 12 | 5/12/2007 | 194,000 |
| 13-May-2007 | 2007 | 8 | 5 | MAY | 13 | 5/13/2007 | 197,000 |
| 14-May-2007 | 2007 | 8 | 5 | MAY | 14 | 5/14/2007 | 232,000 |
| 15-May-2007 | 2007 | 8 | 5 | MAY | 15 | 5/15/2007 | 174,000 |
| 16-May-2007 | 2007 | 8 | 5 | MAY | 16 | 5/16/2007 | 165,000 |
| 17-May-2007 | 2007 | 8 | 5 | MAY | 17 | 5/17/2007 | 179,000 |
| 18-May-2007 | 2007 | 8 | 5 | MAY | 18 | 5/18/2007 | 141,000 |
| 19-May-2007 | 2007 | 8 | 5 | MAY | 19 | 5/19/2007 | 146,000 |
| 20-May-2007 | 2007 | 8 | 5 | MAY | 20 | 5/20/2007 | 159,000 |
| 21-May-2007 | 2007 | 8 | 5 | MAY | 21 | 5/21/2007 | 198,000 |
| 22-May-2007 | 2007 | 8 | 5 | MAY | 22 | 5/22/2007 | 229,000 |
| 23-May-2007 | 2007 | 8 | 5 | MAY | 23 | 5/23/2007 | 238,000 |
| 24-May-2007 | 2007 | 8 | 5 | MAY | 24 | 5/24/2007 | 226,000 |
| 25-May-2007 | 2007 | 8 | 5 | MAY | 25 | 5/25/2007 | 250,000 |
| 26-May-2007 | 2007 | 8 | 5 | MAY | 26 | 5/26/2007 | 226,000 |
| 27-May-2007 | 2007 | 8 | 5 | MAY | 27 | 5/27/2007 | 203,000 |
| 28-May-2007 | 2007 | 8 | 5 | MAY | 28 | 5/28/2007 | 248,000 |
| 29-May-2007 | 2007 | 8 | 5 | MAY | 29 | 5/29/2007 | 289,000 |
| 30-May-2007 | 2007 | 8 | 5 | MAY | 30 | 5/30/2007 | 249,000 |
| 31-May-2007 | 2007 | 8 | 5 | MAY | 31 | 5/31/2007 | 244,000 |
| 01-Jun-2007 | 2007 | 9 | 6 | JUN | 1  | 6/1/2007  | 218,000 |
| 02-Jun-2007 | 2007 | 9 | 6 | JUN | 2  | 6/2/2007  | 178,000 |
| 03-Jun-2007 | 2007 | 9 | 6 | JUN | 3  | 6/3/2007  | 157,000 |
| 04-Jun-2007 | 2007 | 9 | 6 | JUN | 4  | 6/4/2007  | 184,000 |
| 05-Jun-2007 | 2007 | 9 | 6 | JUN | 5  | 6/5/2007  | 170,000 |
| 06-Jun-2007 | 2007 | 9 | 6 | JUN | 6  | 6/6/2007  | 231,000 |
| 07-Jun-2007 | 2007 | 9 | 6 | JUN | 7  | 6/7/2007  | 329,000 |
| 08-Jun-2007 | 2007 | 9 | 6 | JUN | 8  | 6/8/2007  | 296,000 |
| 09-Jun-2007 | 2007 | 9 | 6 | JUN | 9  | 6/9/2007  | 271,000 |
| 10-Jun-2007 | 2007 | 9 | 6 | JUN | 10 | 6/10/2007 | 281,000 |
| 11-Jun-2007 | 2007 | 9 | 6 | JUN | 11 | 6/11/2007 | 276,000 |
| 12-Jun-2007 | 2007 | 9 | 6 | JUN | 12 | 6/12/2007 | 257,000 |
| 13-Jun-2007 | 2007 | 9 | 6 | JUN | 13 | 6/13/2007 | 271,000 |
| 14-Jun-2007 | 2007 | 9 | 6 | JUN | 14 | 6/14/2007 | 260,000 |
| 15-Jun-2007 | 2007 | 9 | 6 | JUN | 15 | 6/15/2007 | 241,000 |
| 16-Jun-2007 | 2007 | 9 | 6 | JUN | 16 | 6/16/2007 | 205,000 |
| 17-Jun-2007 | 2007 | 9 | 6 | JUN | 17 | 6/17/2007 | 227,000 |
| 18-Jun-2007 | 2007 | 9 | 6 | JUN | 18 | 6/18/2007 | 256,000 |
| 19-Jun-2007 | 2007 | 9 | 6 | JUN | 19 | 6/19/2007 | 268,000 |
| 20-Jun-2007 | 2007 | 9 | 6 | JUN | 20 | 6/20/2007 | 225,000 |
| 21-Jun-2007 | 2007 | 9 | 6 | JUN | 21 | 6/21/2007 | 228,000 |
| 22-Jun-2007 | 2007 | 9 | 6 | JUN | 22 | 6/22/2007 | 246,000 |
| 23-Jun-2007 | 2007 | 9 | 6 | JUN | 23 | 6/23/2007 | 249,000 |
| 24-Jun-2007 | 2007 | 9 | 6 | JUN | 24 | 6/24/2007 | 274,000 |
| 25-Jun-2007 | 2007 | 9 | 6 | JUN | 25 | 6/25/2007 | 298,000 |

|             |      |    |   |     |    |           |         |
|-------------|------|----|---|-----|----|-----------|---------|
| 26-Jun-2007 | 2007 | 9  | 6 | JUN | 26 | 6/26/2007 | 314,000 |
| 27-Jun-2007 | 2007 | 9  | 6 | JUN | 27 | 6/27/2007 | 317,000 |
| 28-Jun-2007 | 2007 | 9  | 6 | JUN | 28 | 6/28/2007 | 301,000 |
| 29-Jun-2007 | 2007 | 9  | 6 | JUN | 29 | 6/29/2007 | 227,000 |
| 30-Jun-2007 | 2007 | 9  | 6 | JUN | 30 | 6/30/2007 | 223,000 |
| 01-Jul-2007 | 2007 | 10 | 7 | JUL | 1  | 7/1/2007  | 222,000 |
| 02-Jul-2007 | 2007 | 10 | 7 | JUL | 2  | 7/2/2007  | 253,000 |
| 03-Jul-2007 | 2007 | 10 | 7 | JUL | 3  | 7/3/2007  | 259,000 |
| 04-Jul-2007 | 2007 | 10 | 7 | JUL | 4  | 7/4/2007  | 294,000 |
| 05-Jul-2007 | 2007 | 10 | 7 | JUL | 5  | 7/5/2007  | 265,000 |
| 06-Jul-2007 | 2007 | 10 | 7 | JUL | 6  | 7/6/2007  | 284,000 |
| 07-Jul-2007 | 2007 | 10 | 7 | JUL | 7  | 7/7/2007  | 285,000 |
| 08-Jul-2007 | 2007 | 10 | 7 | JUL | 8  | 7/8/2007  | 276,000 |
| 09-Jul-2007 | 2007 | 10 | 7 | JUL | 9  | 7/9/2007  | 283,000 |
| 10-Jul-2007 | 2007 | 10 | 7 | JUL | 10 | 7/10/2007 | 273,000 |
| 11-Jul-2007 | 2007 | 10 | 7 | JUL | 11 | 7/11/2007 | 272,000 |
| 12-Jul-2007 | 2007 | 10 | 7 | JUL | 12 | 7/12/2007 | 276,000 |
| 13-Jul-2007 | 2007 | 10 | 7 | JUL | 13 | 7/13/2007 | 314,000 |
| 14-Jul-2007 | 2007 | 10 | 7 | JUL | 14 | 7/14/2007 | 284,000 |
| 15-Jul-2007 | 2007 | 10 | 7 | JUL | 15 | 7/15/2007 | 277,000 |
| 16-Jul-2007 | 2007 | 10 | 7 | JUL | 16 | 7/16/2007 | 284,000 |
| 17-Jul-2007 | 2007 | 10 | 7 | JUL | 17 | 7/17/2007 | 304,000 |
| 18-Jul-2007 | 2007 | 10 | 7 | JUL | 18 | 7/18/2007 | 307,000 |
| 19-Jul-2007 | 2007 | 10 | 7 | JUL | 19 | 7/19/2007 | 293,000 |
| 20-Jul-2007 | 2007 | 10 | 7 | JUL | 20 | 7/20/2007 | 274,000 |
| 21-Jul-2007 | 2007 | 10 | 7 | JUL | 21 | 7/21/2007 | 229,000 |
| 22-Jul-2007 | 2007 | 10 | 7 | JUL | 22 | 7/22/2007 | 238,000 |
| 23-Jul-2007 | 2007 | 10 | 7 | JUL | 23 | 7/23/2007 | 237,000 |
| 24-Jul-2007 | 2007 | 10 | 7 | JUL | 24 | 7/24/2007 | 301,000 |
| 25-Jul-2007 | 2007 | 10 | 7 | JUL | 25 | 7/25/2007 | 318,000 |
| 26-Jul-2007 | 2007 | 10 | 7 | JUL | 26 | 7/26/2007 | 317,000 |
| 27-Jul-2007 | 2007 | 10 | 7 | JUL | 27 | 7/27/2007 | 318,000 |
| 28-Jul-2007 | 2007 | 10 | 7 | JUL | 28 | 7/28/2007 | 321,000 |
| 29-Jul-2007 | 2007 | 10 | 7 | JUL | 29 | 7/29/2007 | 326,000 |
| 30-Jul-2007 | 2007 | 10 | 7 | JUL | 30 | 7/30/2007 | 332,000 |
| 31-Jul-2007 | 2007 | 10 | 7 | JUL | 31 | 7/31/2007 | 324,000 |
| 01-Aug-2007 | 2007 | 11 | 8 | AUG | 1  | 8/1/2007  | 298,000 |
| 02-Aug-2007 | 2007 | 11 | 8 | AUG | 2  | 8/2/2007  | 278,000 |
| 03-Aug-2007 | 2007 | 11 | 8 | AUG | 3  | 8/3/2007  | 287,000 |
| 04-Aug-2007 | 2007 | 11 | 8 | AUG | 4  | 8/4/2007  | 323,000 |
| 05-Aug-2007 | 2007 | 11 | 8 | AUG | 5  | 8/5/2007  | 344,000 |
| 06-Aug-2007 | 2007 | 11 | 8 | AUG | 6  | 8/6/2007  | 365,000 |
| 07-Aug-2007 | 2007 | 11 | 8 | AUG | 7  | 8/7/2007  | 343,000 |
| 08-Aug-2007 | 2007 | 11 | 8 | AUG | 8  | 8/8/2007  | 340,000 |
| 09-Aug-2007 | 2007 | 11 | 8 | AUG | 9  | 8/9/2007  | 308,000 |
| 10-Aug-2007 | 2007 | 11 | 8 | AUG | 10 | 8/10/2007 | 315,000 |
| 11-Aug-2007 | 2007 | 11 | 8 | AUG | 11 | 8/11/2007 | 284,000 |
| 12-Aug-2007 | 2007 | 11 | 8 | AUG | 12 | 8/12/2007 | 273,000 |
| 13-Aug-2007 | 2007 | 11 | 8 | AUG | 13 | 8/13/2007 | 277,000 |
| 14-Aug-2007 | 2007 | 11 | 8 | AUG | 14 | 8/14/2007 | 293,000 |
| 15-Aug-2007 | 2007 | 11 | 8 | AUG | 15 | 8/15/2007 | 275,000 |
| 16-Aug-2007 | 2007 | 11 | 8 | AUG | 16 | 8/16/2007 | 288,000 |
| 17-Aug-2007 | 2007 | 11 | 8 | AUG | 17 | 8/17/2007 | 307,000 |
| 18-Aug-2007 | 2007 | 11 | 8 | AUG | 18 | 8/18/2007 | 307,000 |
| 19-Aug-2007 | 2007 | 11 | 8 | AUG | 19 | 8/19/2007 | 288,000 |
| 20-Aug-2007 | 2007 | 11 | 8 | AUG | 20 | 8/20/2007 | 305,000 |
| 21-Aug-2007 | 2007 | 11 | 8 | AUG | 21 | 8/21/2007 | 278,000 |
| 22-Aug-2007 | 2007 | 11 | 8 | AUG | 22 | 8/22/2007 | 283,000 |
| 23-Aug-2007 | 2007 | 11 | 8 | AUG | 23 | 8/23/2007 | 259,000 |
| 24-Aug-2007 | 2007 | 11 | 8 | AUG | 24 | 8/24/2007 | 269,000 |
| 25-Aug-2007 | 2007 | 11 | 8 | AUG | 25 | 8/25/2007 | 242,000 |
| 26-Aug-2007 | 2007 | 11 | 8 | AUG | 26 | 8/26/2007 | 246,000 |
| 27-Aug-2007 | 2007 | 11 | 8 | AUG | 27 | 8/27/2007 | 257,000 |
| 28-Aug-2007 | 2007 | 11 | 8 | AUG | 28 | 8/28/2007 | 257,000 |
| 29-Aug-2007 | 2007 | 11 | 8 | AUG | 29 | 8/29/2007 | 275,000 |
| 30-Aug-2007 | 2007 | 11 | 8 | AUG | 30 | 8/30/2007 | 250,000 |
| 31-Aug-2007 | 2007 | 11 | 8 | AUG | 31 | 8/31/2007 | 273,000 |
| 01-Sep-2007 | 2007 | 12 | 9 | SEP | 1  | 9/1/2007  | 252,000 |
| 02-Sep-2007 | 2007 | 12 | 9 | SEP | 2  | 9/2/2007  | 246,000 |
| 03-Sep-2007 | 2007 | 12 | 9 | SEP | 3  | 9/3/2007  | 250,000 |
| 04-Sep-2007 | 2007 | 12 | 9 | SEP | 4  | 9/4/2007  | 255,000 |
| 05-Sep-2007 | 2007 | 12 | 9 | SEP | 5  | 9/5/2007  | 269,000 |
| 06-Sep-2007 | 2007 | 12 | 9 | SEP | 6  | 9/6/2007  | 269,000 |
| 07-Sep-2007 | 2007 | 12 | 9 | SEP | 7  | 9/7/2007  | 250,000 |
| 08-Sep-2007 | 2007 | 12 | 9 | SEP | 8  | 9/8/2007  | 256,000 |
| 09-Sep-2007 | 2007 | 12 | 9 | SEP | 9  | 9/9/2007  | 270,000 |
| 10-Sep-2007 | 2007 | 12 | 9 | SEP | 10 | 9/10/2007 | 276,000 |
| 11-Sep-2007 | 2007 | 12 | 9 | SEP | 11 | 9/11/2007 | 261,000 |
| 12-Sep-2007 | 2007 | 12 | 9 | SEP | 12 | 9/12/2007 | 256,000 |



|             |      |    |    |     |    |            |         |
|-------------|------|----|----|-----|----|------------|---------|
| 13-Sep-2007 | 2007 | 12 | 9  | SEP | 13 | 9/13/2007  | 258,000 |
| 14-Sep-2007 | 2007 | 12 | 9  | SEP | 14 | 9/14/2007  | 224,000 |
| 15-Sep-2007 | 2007 | 12 | 9  | SEP | 15 | 9/15/2007  | 231,000 |
| 16-Sep-2007 | 2007 | 12 | 9  | SEP | 16 | 9/16/2007  | 245,000 |
| 17-Sep-2007 | 2007 | 12 | 9  | SEP | 17 | 9/17/2007  | 262,000 |
| 18-Sep-2007 | 2007 | 12 | 9  | SEP | 18 | 9/18/2007  | 394,000 |
| 19-Sep-2007 | 2007 | 12 | 9  | SEP | 19 | 9/19/2007  | 394,000 |
| 20-Sep-2007 | 2007 | 12 | 9  | SEP | 20 | 9/20/2007  | 242,000 |
| 21-Sep-2007 | 2007 | 12 | 9  | SEP | 21 | 9/21/2007  | 213,000 |
| 22-Sep-2007 | 2007 | 12 | 9  | SEP | 22 | 9/22/2007  | 234,000 |
| 23-Sep-2007 | 2007 | 12 | 9  | SEP | 23 | 9/23/2007  | 234,000 |
| 24-Sep-2007 | 2007 | 12 | 9  | SEP | 24 | 9/24/2007  | 234,000 |
| 25-Sep-2007 | 2007 | 12 | 9  | SEP | 25 | 9/25/2007  | 232,000 |
| 26-Sep-2007 | 2007 | 12 | 9  | SEP | 26 | 9/26/2007  | 209,000 |
| 27-Sep-2007 | 2007 | 12 | 9  | SEP | 27 | 9/27/2007  | 253,000 |
| 28-Sep-2007 | 2007 | 12 | 9  | SEP | 28 | 9/28/2007  | 215,000 |
| 29-Sep-2007 | 2007 | 12 | 9  | SEP | 29 | 9/29/2007  | 257,000 |
| 30-Sep-2007 | 2007 | 12 | 9  | SEP | 30 | 9/30/2007  | 270,000 |
| 01-Oct-2007 | 2007 | 1  | 10 | OCT | 1  | 10/1/2007  | 267,000 |
| 02-Oct-2007 | 2007 | 1  | 10 | OCT | 2  | 10/2/2007  | 243,000 |
| 03-Oct-2007 | 2007 | 1  | 10 | OCT | 3  | 10/3/2007  | 281,000 |
| 04-Oct-2007 | 2007 | 1  | 10 | OCT | 4  | 10/4/2007  | 261,000 |
| 05-Oct-2007 | 2007 | 1  | 10 | OCT | 5  | 10/5/2007  | 279,000 |
| 06-Oct-2007 | 2007 | 1  | 10 | OCT | 6  | 10/6/2007  | 272,000 |
| 07-Oct-2007 | 2007 | 1  | 10 | OCT | 7  | 10/7/2007  | 253,000 |
| 08-Oct-2007 | 2007 | 1  | 10 | OCT | 8  | 10/8/2007  | 254,000 |
| 09-Oct-2007 | 2007 | 1  | 10 | OCT | 9  | 10/9/2007  | 259,000 |
| 10-Oct-2007 | 2007 | 1  | 10 | OCT | 10 | 10/10/2007 | 232,000 |
| 11-Oct-2007 | 2007 | 1  | 10 | OCT | 11 | 10/11/2007 | 239,000 |
| 12-Oct-2007 | 2007 | 1  | 10 | OCT | 12 | 10/12/2007 | 212,000 |
| 13-Oct-2007 | 2007 | 1  | 10 | OCT | 13 | 10/13/2007 | 216,000 |
| 14-Oct-2007 | 2007 | 1  | 10 | OCT | 14 | 10/14/2007 | 208,000 |
| 15-Oct-2007 | 2007 | 1  | 10 | OCT | 15 | 10/15/2007 | 247,000 |
| 16-Oct-2007 | 2007 | 1  | 10 | OCT | 16 | 10/16/2007 | 234,000 |
| 17-Oct-2007 | 2007 | 1  | 10 | OCT | 17 | 10/17/2007 | 256,000 |
| 18-Oct-2007 | 2007 | 1  | 10 | OCT | 18 | 10/18/2007 | 223,000 |
| 19-Oct-2007 | 2007 | 1  | 10 | OCT | 19 | 10/19/2007 | 217,000 |
| 20-Oct-2007 | 2007 | 1  | 10 | OCT | 20 | 10/20/2007 | 219,000 |
| 21-Oct-2007 | 2007 | 1  | 10 | OCT | 21 | 10/21/2007 | 206,000 |
| 22-Oct-2007 | 2007 | 1  | 10 | OCT | 22 | 10/22/2007 | 202,000 |
| 23-Oct-2007 | 2007 | 1  | 10 | OCT | 23 | 10/23/2007 | 224,000 |
| 24-Oct-2007 | 2007 | 1  | 10 | OCT | 24 | 10/24/2007 | 182,000 |
| 25-Oct-2007 | 2007 | 1  | 10 | OCT | 25 | 10/25/2007 | 178,000 |
| 26-Oct-2007 | 2007 | 1  | 10 | OCT | 26 | 10/26/2007 | 163,000 |
| 27-Oct-2007 | 2007 | 1  | 10 | OCT | 27 | 10/27/2007 | 168,000 |
| 28-Oct-2007 | 2007 | 1  | 10 | OCT | 28 | 10/28/2007 | 197,000 |
| 29-Oct-2007 | 2007 | 1  | 10 | OCT | 29 | 10/29/2007 | 186,000 |
| 30-Oct-2007 | 2007 | 1  | 10 | OCT | 30 | 10/30/2007 | 189,000 |
| 31-Oct-2007 | 2007 | 1  | 10 | OCT | 31 | 10/31/2007 | 199,000 |
| 01-Nov-2007 | 2007 | 2  | 11 | NOV | 1  | 11/1/2007  | 201,000 |
| 02-Nov-2007 | 2007 | 2  | 11 | NOV | 2  | 11/2/2007  | 200,000 |
| 03-Nov-2007 | 2007 | 2  | 11 | NOV | 3  | 11/3/2007  | 183,000 |
| 04-Nov-2007 | 2007 | 2  | 11 | NOV | 4  | 11/4/2007  | 192,000 |
| 05-Nov-2007 | 2007 | 2  | 11 | NOV | 5  | 11/5/2007  | 191,000 |
| 06-Nov-2007 | 2007 | 2  | 11 | NOV | 6  | 11/6/2007  | 204,000 |
| 07-Nov-2007 | 2007 | 2  | 11 | NOV | 7  | 11/7/2007  | 166,000 |
| 08-Nov-2007 | 2007 | 2  | 11 | NOV | 8  | 11/8/2007  | 194,000 |
| 09-Nov-2007 | 2007 | 2  | 11 | NOV | 9  | 11/9/2007  | 177,000 |
| 10-Nov-2007 | 2007 | 2  | 11 | NOV | 10 | 11/10/2007 | 219,000 |
| 11-Nov-2007 | 2007 | 2  | 11 | NOV | 11 | 11/11/2007 | 189,000 |
| 12-Nov-2007 | 2007 | 2  | 11 | NOV | 12 | 11/12/2007 | 189,000 |
| 13-Nov-2007 | 2007 | 2  | 11 | NOV | 13 | 11/13/2007 | 177,000 |
| 14-Nov-2007 | 2007 | 2  | 11 | NOV | 14 | 11/14/2007 | 186,000 |
| 15-Nov-2007 | 2007 | 2  | 11 | NOV | 15 | 11/15/2007 | 199,000 |
| 16-Nov-2007 | 2007 | 2  | 11 | NOV | 16 | 11/16/2007 | 190,000 |
| 17-Nov-2007 | 2007 | 2  | 11 | NOV | 17 | 11/17/2007 | 199,000 |
| 18-Nov-2007 | 2007 | 2  | 11 | NOV | 18 | 11/18/2007 | 219,000 |
| 19-Nov-2007 | 2007 | 2  | 11 | NOV | 19 | 11/19/2007 | 210,000 |
| 20-Nov-2007 | 2007 | 2  | 11 | NOV | 20 | 11/20/2007 | 203,000 |
| 21-Nov-2007 | 2007 | 2  | 11 | NOV | 21 | 11/21/2007 | 221,000 |
| 22-Nov-2007 | 2007 | 2  | 11 | NOV | 22 | 11/22/2007 | 244,000 |
| 23-Nov-2007 | 2007 | 2  | 11 | NOV | 23 | 11/23/2007 | 252,000 |
| 24-Nov-2007 | 2007 | 2  | 11 | NOV | 24 | 11/24/2007 | 264,000 |
| 25-Nov-2007 | 2007 | 2  | 11 | NOV | 25 | 11/25/2007 | 261,000 |
| 26-Nov-2007 | 2007 | 2  | 11 | NOV | 26 | 11/26/2007 | 254,000 |
| 27-Nov-2007 | 2007 | 2  | 11 | NOV | 27 | 11/27/2007 | 260,000 |
| 28-Nov-2007 | 2007 | 2  | 11 | NOV | 28 | 11/28/2007 | 245,000 |
| 29-Nov-2007 | 2007 | 2  | 11 | NOV | 29 | 11/29/2007 | 220,000 |
| 30-Nov-2007 | 2007 | 2  | 11 | NOV | 30 | 11/30/2007 | 295,000 |

|             |      |   |    |     |    |            |         |
|-------------|------|---|----|-----|----|------------|---------|
| 01-Dec-2007 | 2007 | 3 | 12 | DEC | 1  | 12/1/2007  | 208,000 |
| 02-Dec-2007 | 2007 | 3 | 12 | DEC | 2  | 12/2/2007  | 225,000 |
| 03-Dec-2007 | 2007 | 3 | 12 | DEC | 3  | 12/3/2007  | 215,000 |
| 04-Dec-2007 | 2007 | 3 | 12 | DEC | 4  | 12/4/2007  | 226,000 |
| 05-Dec-2007 | 2007 | 3 | 12 | DEC | 5  | 12/5/2007  | 254,000 |
| 06-Dec-2007 | 2007 | 3 | 12 | DEC | 6  | 12/6/2007  | 237,000 |
| 07-Dec-2007 | 2007 | 3 | 12 | DEC | 7  | 12/7/2007  | 258,000 |
| 08-Dec-2007 | 2007 | 3 | 12 | DEC | 8  | 12/8/2007  | 288,000 |
| 09-Dec-2007 | 2007 | 3 | 12 | DEC | 9  | 12/9/2007  | 284,000 |
| 10-Dec-2007 | 2007 | 3 | 12 | DEC | 10 | 12/10/2007 | 264,000 |
| 11-Dec-2007 | 2007 | 3 | 12 | DEC | 11 | 12/11/2007 | 268,000 |
| 12-Dec-2007 | 2007 | 3 | 12 | DEC | 12 | 12/12/2007 | 236,000 |
| 13-Dec-2007 | 2007 | 3 | 12 | DEC | 13 | 12/13/2007 | 238,000 |
| 14-Dec-2007 | 2007 | 3 | 12 | DEC | 14 | 12/14/2007 | 257,000 |
| 15-Dec-2007 | 2007 | 3 | 12 | DEC | 15 | 12/15/2007 | 274,000 |
| 16-Dec-2007 | 2007 | 3 | 12 | DEC | 16 | 12/16/2007 | 285,000 |
| 17-Dec-2007 | 2007 | 3 | 12 | DEC | 17 | 12/17/2007 | 278,000 |
| 18-Dec-2007 | 2007 | 3 | 12 | DEC | 18 | 12/18/2007 | 266,000 |
| 19-Dec-2007 | 2007 | 3 | 12 | DEC | 19 | 12/19/2007 | 296,000 |
| 20-Dec-2007 | 2007 | 3 | 12 | DEC | 20 | 12/20/2007 | 331,000 |
| 21-Dec-2007 | 2007 | 3 | 12 | DEC | 21 | 12/21/2007 | 355,000 |
| 22-Dec-2007 | 2007 | 3 | 12 | DEC | 22 | 12/22/2007 | 386,000 |
| 23-Dec-2007 | 2007 | 3 | 12 | DEC | 23 | 12/23/2007 | 413,000 |
| 24-Dec-2007 | 2007 | 3 | 12 | DEC | 24 | 12/24/2007 | 428,000 |
| 25-Dec-2007 | 2007 | 3 | 12 | DEC | 25 | 12/25/2007 | 429,000 |
| 26-Dec-2007 | 2007 | 3 | 12 | DEC | 26 | 12/26/2007 | 450,000 |
| 27-Dec-2007 | 2007 | 3 | 12 | DEC | 27 | 12/27/2007 | 461,000 |
| 28-Dec-2007 | 2007 | 3 | 12 | DEC | 28 | 12/28/2007 | 549,000 |
| 29-Dec-2007 | 2007 | 3 | 12 | DEC | 29 | 12/29/2007 | 581,000 |
| 30-Dec-2007 | 2007 | 3 | 12 | DEC | 30 | 12/30/2007 | 584,000 |
| 31-Dec-2007 | 2007 | 3 | 12 | DEC | 31 | 12/31/2007 | 585,000 |
| 01-Jan-2008 | 2008 | 4 | 1  | JAN | 1  | 1/1/2008   | 550,000 |
| 02-Jan-2008 | 2008 | 4 | 1  | JAN | 2  | 1/2/2008   | 462,000 |
| 03-Jan-2008 | 2008 | 4 | 1  | JAN | 3  | 1/3/2008   | 454,000 |
| 04-Jan-2008 | 2008 | 4 | 1  | JAN | 4  | 1/4/2008   | 481,000 |
| 05-Jan-2008 | 2008 | 4 | 1  | JAN | 5  | 1/5/2008   | 433,000 |
| 06-Jan-2008 | 2008 | 4 | 1  | JAN | 6  | 1/6/2008   | 391,000 |
| 07-Jan-2008 | 2008 | 4 | 1  | JAN | 7  | 1/7/2008   | 396,000 |
| 08-Jan-2008 | 2008 | 4 | 1  | JAN | 8  | 1/8/2008   | 373,000 |
| 09-Jan-2008 | 2008 | 4 | 1  | JAN | 9  | 1/9/2008   | 371,000 |
| 10-Jan-2008 | 2008 | 4 | 1  | JAN | 10 | 1/10/2008  | 364,000 |
| 11-Jan-2008 | 2008 | 4 | 1  | JAN | 11 | 1/11/2008  | 359,000 |
| 12-Jan-2008 | 2008 | 4 | 1  | JAN | 12 | 1/12/2008  | 350,000 |
| 13-Jan-2008 | 2008 | 4 | 1  | JAN | 13 | 1/13/2008  | 360,000 |
| 14-Jan-2008 | 2008 | 4 | 1  | JAN | 14 | 1/14/2008  | 344,000 |
| 15-Jan-2008 | 2008 | 4 | 1  | JAN | 15 | 1/15/2008  | 355,000 |
| 16-Jan-2008 | 2008 | 4 | 1  | JAN | 16 | 1/16/2008  | 359,000 |
| 17-Jan-2008 | 2008 | 4 | 1  | JAN | 17 | 1/17/2008  | 309,000 |
| 18-Jan-2008 | 2008 | 4 | 1  | JAN | 18 | 1/18/2008  | 350,000 |
| 19-Jan-2008 | 2008 | 4 | 1  | JAN | 19 | 1/19/2008  | 380,000 |
| 20-Jan-2008 | 2008 | 4 | 1  | JAN | 20 | 1/20/2008  | 413,000 |
| 21-Jan-2008 | 2008 | 4 | 1  | JAN | 21 | 1/21/2008  | 375,000 |
| 22-Jan-2008 | 2008 | 4 | 1  | JAN | 22 | 1/22/2008  | 347,000 |
| 23-Jan-2008 | 2008 | 4 | 1  | JAN | 23 | 1/23/2008  | 340,000 |
| 24-Jan-2008 | 2008 | 4 | 1  | JAN | 24 | 1/24/2008  | 350,000 |
| 25-Jan-2008 | 2008 | 4 | 1  | JAN | 25 | 1/25/2008  | 403,000 |
| 26-Jan-2008 | 2008 | 4 | 1  | JAN | 26 | 1/26/2008  | 389,000 |
| 27-Jan-2008 | 2008 | 4 | 1  | JAN | 27 | 1/27/2008  | 377,000 |
| 28-Jan-2008 | 2008 | 4 | 1  | JAN | 28 | 1/28/2008  | 365,000 |
| 29-Jan-2008 | 2008 | 4 | 1  | JAN | 29 | 1/29/2008  | 347,000 |
| 30-Jan-2008 | 2008 | 4 | 1  | JAN | 30 | 1/30/2008  | 321,000 |
| 31-Jan-2008 | 2008 | 4 | 1  | JAN | 31 | 1/31/2008  | 327,000 |
| 01-Feb-2008 | 2008 | 5 | 2  | FEB | 1  | 2/1/2008   | 347,000 |
| 02-Feb-2008 | 2008 | 5 | 2  | FEB | 2  | 2/2/2008   | 374,000 |
| 03-Feb-2008 | 2008 | 5 | 2  | FEB | 3  | 2/3/2008   | 380,000 |
| 04-Feb-2008 | 2008 | 5 | 2  | FEB | 4  | 2/4/2008   | 378,000 |
| 05-Feb-2008 | 2008 | 5 | 2  | FEB | 5  | 2/5/2008   | 360,000 |
| 06-Feb-2008 | 2008 | 5 | 2  | FEB | 6  | 2/6/2008   | 360,000 |
| 07-Feb-2008 | 2008 | 5 | 2  | FEB | 7  | 2/7/2008   | 351,000 |
| 08-Feb-2008 | 2008 | 5 | 2  | FEB | 8  | 2/8/2008   | 365,000 |
| 09-Feb-2008 | 2008 | 5 | 2  | FEB | 9  | 2/9/2008   | 520,000 |
| 10-Feb-2008 | 2008 | 5 | 2  | FEB | 10 | 2/10/2008  | 580,000 |
| 11-Feb-2008 | 2008 | 5 | 2  | FEB | 11 | 2/11/2008  | 320,000 |
| 12-Feb-2008 | 2008 | 5 | 2  | FEB | 12 | 2/12/2008  | 297,000 |
| 13-Feb-2008 | 2008 | 5 | 2  | FEB | 13 | 2/13/2008  | 346,000 |
| 14-Feb-2008 | 2008 | 5 | 2  | FEB | 14 | 2/14/2008  | 297,000 |
| 15-Feb-2008 | 2008 | 5 | 2  | FEB | 15 | 2/15/2008  | 346,000 |
| 16-Feb-2008 | 2008 | 5 | 2  | FEB | 16 | 2/16/2008  | 390,000 |
| 17-Feb-2008 | 2008 | 5 | 2  | FEB | 17 | 2/17/2008  | 447,000 |

|             |      |   |   |     |    |           |         |
|-------------|------|---|---|-----|----|-----------|---------|
| 18-Feb-2008 | 2008 | 5 | 2 | FEB | 18 | 2/18/2008 | 427,000 |
| 19-Feb-2008 | 2008 | 5 | 2 | FEB | 19 | 2/19/2008 | 390,000 |
| 20-Feb-2008 | 2008 | 5 | 2 | FEB | 20 | 2/20/2008 | 395,000 |
| 21-Feb-2008 | 2008 | 5 | 2 | FEB | 21 | 2/21/2008 | 375,000 |
| 22-Feb-2008 | 2008 | 5 | 2 | FEB | 22 | 2/22/2008 | 394,000 |
| 23-Feb-2008 | 2008 | 5 | 2 | FEB | 23 | 2/23/2008 | 403,000 |
| 24-Feb-2008 | 2008 | 5 | 2 | FEB | 24 | 2/24/2008 | 715,000 |
| 25-Feb-2008 | 2008 | 5 | 2 | FEB | 25 | 2/25/2008 | 380,000 |
| 26-Feb-2008 | 2008 | 5 | 2 | FEB | 26 | 2/26/2008 | 357,000 |
| 27-Feb-2008 | 2008 | 5 | 2 | FEB | 27 | 2/27/2008 | 368,000 |
| 28-Feb-2008 | 2008 | 5 | 2 | FEB | 28 | 2/28/2008 | 373,000 |
| 29-Feb-2008 | 2008 | 5 | 2 | FEB | 29 | 2/29/2008 | 400,000 |
| 01-Mar-2008 | 2008 | 6 | 3 | MAR | 1  | 3/1/2008  | 397,000 |
| 02-Mar-2008 | 2008 | 6 | 3 | MAR | 2  | 3/2/2008  | 375,000 |
| 03-Mar-2008 | 2008 | 6 | 3 | MAR | 3  | 3/3/2008  | 335,000 |
| 04-Mar-2008 | 2008 | 6 | 3 | MAR | 4  | 3/4/2008  | 342,000 |
| 05-Mar-2008 | 2008 | 6 | 3 | MAR | 5  | 3/5/2008  | 375,000 |
| 06-Mar-2008 | 2008 | 6 | 3 | MAR | 6  | 3/6/2008  | 380,000 |
| 07-Mar-2008 | 2008 | 6 | 3 | MAR | 7  | 3/7/2008  | 396,000 |
| 08-Mar-2008 | 2008 | 6 | 3 | MAR | 8  | 3/8/2008  | 392,000 |
| 09-Mar-2008 | 2008 | 6 | 3 | MAR | 9  | 3/9/2008  | 475,000 |
| 10-Mar-2008 | 2008 | 6 | 3 | MAR | 10 | 3/10/2008 | 351,000 |
| 11-Mar-2008 | 2008 | 6 | 3 | MAR | 11 | 3/11/2008 | 385,000 |
| 12-Mar-2008 | 2008 | 6 | 3 | MAR | 12 | 3/12/2008 | 364,000 |
| 13-Mar-2008 | 2008 | 6 | 3 | MAR | 13 | 3/13/2008 | 385,000 |
| 14-Mar-2008 | 2008 | 6 | 3 | MAR | 14 | 3/14/2008 | 398,000 |
| 15-Mar-2008 | 2008 | 6 | 3 | MAR | 15 | 3/15/2008 | 410,000 |
| 16-Mar-2008 | 2008 | 6 | 3 | MAR | 16 | 3/16/2008 | 388,000 |
| 17-Mar-2008 | 2008 | 6 | 3 | MAR | 17 | 3/17/2008 | 396,000 |
| 18-Mar-2008 | 2008 | 6 | 3 | MAR | 18 | 3/18/2008 | 413,000 |
| 19-Mar-2008 | 2008 | 6 | 3 | MAR | 19 | 3/19/2008 | 399,000 |
| 20-Mar-2008 | 2008 | 6 | 3 | MAR | 20 | 3/20/2008 | 415,000 |
| 21-Mar-2008 | 2008 | 6 | 3 | MAR | 21 | 3/21/2008 | 430,000 |
| 22-Mar-2008 | 2008 | 6 | 3 | MAR | 22 | 3/22/2008 | 423,000 |
| 23-Mar-2008 | 2008 | 6 | 3 | MAR | 23 | 3/23/2008 | 420,000 |
| 24-Mar-2008 | 2008 | 6 | 3 | MAR | 24 | 3/24/2008 | 423,000 |
| 25-Mar-2008 | 2008 | 6 | 3 | MAR | 25 | 3/25/2008 | 367,000 |
| 26-Mar-2008 | 2008 | 6 | 3 | MAR | 26 | 3/26/2008 | 369,000 |
| 27-Mar-2008 | 2008 | 6 | 3 | MAR | 27 | 3/27/2008 | 362,000 |
| 28-Mar-2008 | 2008 | 6 | 3 | MAR | 28 | 3/28/2008 | 384,000 |
| 29-Mar-2008 | 2008 | 6 | 3 | MAR | 29 | 3/29/2008 | 376,000 |
| 30-Mar-2008 | 2008 | 6 | 3 | MAR | 30 | 3/30/2008 | 342,000 |
| 31-Mar-2008 | 2008 | 6 | 3 | MAR | 31 | 3/31/2008 | 322,000 |
| 01-Apr-2008 | 2008 | 7 | 4 | APR | 1  | 4/1/2008  | 299,000 |
| 02-Apr-2008 | 2008 | 7 | 4 | APR | 2  | 4/2/2008  | 295,000 |
| 03-Apr-2008 | 2008 | 7 | 4 | APR | 3  | 4/3/2008  | 301,000 |
| 04-Apr-2008 | 2008 | 7 | 4 | APR | 4  | 4/4/2008  | 294,000 |
| 05-Apr-2008 | 2008 | 7 | 4 | APR | 5  | 4/5/2008  | 289,000 |
| 06-Apr-2008 | 2008 | 7 | 4 | APR | 6  | 4/6/2008  | 263,000 |
| 07-Apr-2008 | 2008 | 7 | 4 | APR | 7  | 4/7/2008  | 230,000 |
| 08-Apr-2008 | 2008 | 7 | 4 | APR | 8  | 4/8/2008  | 242,000 |
| 09-Apr-2008 | 2008 | 7 | 4 | APR | 9  | 4/9/2008  | 87,000  |
| 10-Apr-2008 | 2008 | 7 | 4 | APR | 10 | 4/10/2008 | 211,000 |
| 11-Apr-2008 | 2008 | 7 | 4 | APR | 11 | 4/11/2008 | 437,000 |
| 12-Apr-2008 | 2008 | 7 | 4 | APR | 12 | 4/12/2008 | 289,000 |
| 13-Apr-2008 | 2008 | 7 | 4 | APR | 13 | 4/13/2008 | 274,000 |
| 14-Apr-2008 | 2008 | 7 | 4 | APR | 14 | 4/14/2008 | 296,000 |
| 15-Apr-2008 | 2008 | 7 | 4 | APR | 15 | 4/15/2008 | 238,000 |
| 16-Apr-2008 | 2008 | 7 | 4 | APR | 16 | 4/16/2008 | 197,000 |
| 17-Apr-2008 | 2008 | 7 | 4 | APR | 17 | 4/17/2008 | 172,000 |
| 18-Apr-2008 | 2008 | 7 | 4 | APR | 18 | 4/18/2008 | 172,000 |
| 19-Apr-2008 | 2008 | 7 | 4 | APR | 19 | 4/19/2008 | 165,000 |
| 20-Apr-2008 | 2008 | 7 | 4 | APR | 20 | 4/20/2008 | 190,000 |
| 21-Apr-2008 | 2008 | 7 | 4 | APR | 21 | 4/21/2008 | 188,000 |
| 22-Apr-2008 | 2008 | 7 | 4 | APR | 22 | 4/22/2008 | 186,000 |
| 23-Apr-2008 | 2008 | 7 | 4 | APR | 23 | 4/23/2008 | 195,000 |
| 24-Apr-2008 | 2008 | 7 | 4 | APR | 24 | 4/24/2008 | 137,000 |
| 25-Apr-2008 | 2008 | 7 | 4 | APR | 25 | 4/25/2008 | 122,000 |
| 26-Apr-2008 | 2008 | 7 | 4 | APR | 26 | 4/26/2008 | 134,000 |
| 27-Apr-2008 | 2008 | 7 | 4 | APR | 27 | 4/27/2008 | 144,000 |
| 28-Apr-2008 | 2008 | 7 | 4 | APR | 28 | 4/28/2008 | 202,000 |
| 29-Apr-2008 | 2008 | 7 | 4 | APR | 29 | 4/29/2008 | 254,000 |
| 30-Apr-2008 | 2008 | 7 | 4 | APR | 30 | 4/30/2008 | 386,000 |
| 01-May-2008 | 2008 | 8 | 5 | MAY | 1  | 5/1/2008  | 321,000 |
| 02-May-2008 | 2008 | 8 | 5 | MAY | 2  | 5/2/2008  | 324,000 |
| 03-May-2008 | 2008 | 8 | 5 | MAY | 3  | 5/3/2008  | 312,000 |
| 04-May-2008 | 2008 | 8 | 5 | MAY | 4  | 5/4/2008  | 357,000 |
| 05-May-2008 | 2008 | 8 | 5 | MAY | 5  | 5/5/2008  | 443,000 |
| 06-May-2008 | 2008 | 8 | 5 | MAY | 6  | 5/6/2008  | 522,000 |

|             |      |    |   |     |    |           |         |
|-------------|------|----|---|-----|----|-----------|---------|
| 07-May-2008 | 2008 | 8  | 5 | MAY | 7  | 5/7/2008  | 551,000 |
| 08-May-2008 | 2008 | 8  | 5 | MAY | 8  | 5/8/2008  | 531,000 |
| 09-May-2008 | 2008 | 8  | 5 | MAY | 9  | 5/9/2008  | 613,000 |
| 10-May-2008 | 2008 | 8  | 5 | MAY | 10 | 5/10/2008 | 473,000 |
| 11-May-2008 | 2008 | 8  | 5 | MAY | 11 | 5/11/2008 | 451,000 |
| 12-May-2008 | 2008 | 8  | 5 | MAY | 12 | 5/12/2008 | 489,000 |
| 13-May-2008 | 2008 | 8  | 5 | MAY | 13 | 5/13/2008 | 449,000 |
| 14-May-2008 | 2008 | 8  | 5 | MAY | 14 | 5/14/2008 | 486,000 |
| 15-May-2008 | 2008 | 8  | 5 | MAY | 15 | 5/15/2008 | 486,000 |
| 16-May-2008 | 2008 | 8  | 5 | MAY | 16 | 5/16/2008 | 535,000 |
| 17-May-2008 | 2008 | 8  | 5 | MAY | 17 | 5/17/2008 | 593,000 |
| 18-May-2008 | 2008 | 8  | 5 | MAY | 18 | 5/18/2008 | 643,000 |
| 19-May-2008 | 2008 | 8  | 5 | MAY | 19 | 5/19/2008 | 689,000 |
| 20-May-2008 | 2008 | 8  | 5 | MAY | 20 | 5/20/2008 | 667,000 |
| 21-May-2008 | 2008 | 8  | 5 | MAY | 21 | 5/21/2008 | 724,000 |
| 22-May-2008 | 2008 | 8  | 5 | MAY | 22 | 5/22/2008 | 591,000 |
| 23-May-2008 | 2008 | 8  | 5 | MAY | 23 | 5/23/2008 | 537,000 |
| 24-May-2008 | 2008 | 8  | 5 | MAY | 24 | 5/24/2008 | 550,000 |
| 25-May-2008 | 2008 | 8  | 5 | MAY | 25 | 5/25/2008 | 580,000 |
| 26-May-2008 | 2008 | 8  | 5 | MAY | 26 | 5/26/2008 | 522,000 |
| 27-May-2008 | 2008 | 8  | 5 | MAY | 27 | 5/27/2008 | 480,000 |
| 28-May-2008 | 2008 | 8  | 5 | MAY | 28 | 5/28/2008 | 456,000 |
| 29-May-2008 | 2008 | 8  | 5 | MAY | 29 | 5/29/2008 | 445,000 |
| 30-May-2008 | 2008 | 8  | 5 | MAY | 30 | 5/30/2008 | 489,000 |
| 31-May-2008 | 2008 | 8  | 5 | MAY | 31 | 5/31/2008 | 309,000 |
| 01-Jun-2008 | 2008 | 9  | 6 | JUN | 1  | 6/1/2008  | 384,000 |
| 02-Jun-2008 | 2008 | 9  | 6 | JUN | 2  | 6/2/2008  | 439,000 |
| 03-Jun-2008 | 2008 | 9  | 6 | JUN | 3  | 6/3/2008  | 437,000 |
| 04-Jun-2008 | 2008 | 9  | 6 | JUN | 4  | 6/4/2008  | 444,000 |
| 05-Jun-2008 | 2008 | 9  | 6 | JUN | 5  | 6/5/2008  | 419,000 |
| 06-Jun-2008 | 2008 | 9  | 6 | JUN | 6  | 6/6/2008  | 477,000 |
| 07-Jun-2008 | 2008 | 9  | 6 | JUN | 7  | 6/7/2008  | 464,000 |
| 08-Jun-2008 | 2008 | 9  | 6 | JUN | 8  | 6/8/2008  | 487,000 |
| 09-Jun-2008 | 2008 | 9  | 6 | JUN | 9  | 6/9/2008  | 501,000 |
| 10-Jun-2008 | 2008 | 9  | 6 | JUN | 10 | 6/10/2008 | 524,000 |
| 11-Jun-2008 | 2008 | 9  | 6 | JUN | 11 | 6/11/2008 | 541,000 |
| 12-Jun-2008 | 2008 | 9  | 6 | JUN | 12 | 6/12/2008 | 588,000 |
| 13-Jun-2008 | 2008 | 9  | 6 | JUN | 13 | 6/13/2008 | 655,000 |
| 14-Jun-2008 | 2008 | 9  | 6 | JUN | 14 | 6/14/2008 | 584,000 |
| 15-Jun-2008 | 2008 | 9  | 6 | JUN | 15 | 6/15/2008 | 521,000 |
| 16-Jun-2008 | 2008 | 9  | 6 | JUN | 16 | 6/16/2008 | 501,000 |
| 17-Jun-2008 | 2008 | 9  | 6 | JUN | 17 | 6/17/2008 | 478,000 |
| 18-Jun-2008 | 2008 | 9  | 6 | JUN | 18 | 6/18/2008 | 461,000 |
| 19-Jun-2008 | 2008 | 9  | 6 | JUN | 19 | 6/19/2008 | 458,000 |
| 20-Jun-2008 | 2008 | 9  | 6 | JUN | 20 | 6/20/2008 | 569,000 |
| 21-Jun-2008 | 2008 | 9  | 6 | JUN | 21 | 6/21/2008 | 402,000 |
| 22-Jun-2008 | 2008 | 9  | 6 | JUN | 22 | 6/22/2008 | 418,000 |
| 23-Jun-2008 | 2008 | 9  | 6 | JUN | 23 | 6/23/2008 | 431,000 |
| 24-Jun-2008 | 2008 | 9  | 6 | JUN | 24 | 6/24/2008 | 418,000 |
| 25-Jun-2008 | 2008 | 9  | 6 | JUN | 25 | 6/25/2008 | 415,000 |
| 26-Jun-2008 | 2008 | 9  | 6 | JUN | 26 | 6/26/2008 | 457,000 |
| 27-Jun-2008 | 2008 | 9  | 6 | JUN | 27 | 6/27/2008 | 448,000 |
| 28-Jun-2008 | 2008 | 9  | 6 | JUN | 28 | 6/28/2008 | 425,000 |
| 29-Jun-2008 | 2008 | 9  | 6 | JUN | 29 | 6/29/2008 | 446,000 |
| 30-Jun-2008 | 2008 | 9  | 6 | JUN | 30 | 6/30/2008 | 440,000 |
| 01-Jul-2008 | 2008 | 10 | 7 | JUL | 1  | 7/1/2008  | 476,000 |
| 02-Jul-2008 | 2008 | 10 | 7 | JUL | 2  | 7/2/2008  | 479,000 |
| 03-Jul-2008 | 2008 | 10 | 7 | JUL | 3  | 7/3/2008  | 442,000 |
| 04-Jul-2008 | 2008 | 10 | 7 | JUL | 4  | 7/4/2008  | 409,000 |
| 05-Jul-2008 | 2008 | 10 | 7 | JUL | 5  | 7/5/2008  | 419,000 |
| 06-Jul-2008 | 2008 | 10 | 7 | JUL | 6  | 7/6/2008  | 454,000 |
| 07-Jul-2008 | 2008 | 10 | 7 | JUL | 7  | 7/7/2008  | 380,000 |
| 08-Jul-2008 | 2008 | 10 | 7 | JUL | 8  | 7/8/2008  | 370,000 |
| 09-Jul-2008 | 2008 | 10 | 7 | JUL | 9  | 7/9/2008  | 354,000 |
| 10-Jul-2008 | 2008 | 10 | 7 | JUL | 10 | 7/10/2008 | 360,000 |
| 11-Jul-2008 | 2008 | 10 | 7 | JUL | 11 | 7/11/2008 | 373,000 |
| 12-Jul-2008 | 2008 | 10 | 7 | JUL | 12 | 7/12/2008 | 368,000 |
| 13-Jul-2008 | 2008 | 10 | 7 | JUL | 13 | 7/13/2008 | 367,000 |
| 14-Jul-2008 | 2008 | 10 | 7 | JUL | 14 | 7/14/2008 | 356,000 |
| 15-Jul-2008 | 2008 | 10 | 7 | JUL | 15 | 7/15/2008 | 334,000 |
| 16-Jul-2008 | 2008 | 10 | 7 | JUL | 16 | 7/16/2008 | 437,000 |
| 17-Jul-2008 | 2008 | 10 | 7 | JUL | 17 | 7/17/2008 | 326,000 |
| 18-Jul-2008 | 2008 | 10 | 7 | JUL | 18 | 7/18/2008 | 374,000 |
| 19-Jul-2008 | 2008 | 10 | 7 | JUL | 19 | 7/19/2008 | 281,000 |
| 20-Jul-2008 | 2008 | 10 | 7 | JUL | 20 | 7/20/2008 | 280,000 |
| 21-Jul-2008 | 2008 | 10 | 7 | JUL | 21 | 7/21/2008 | 346,000 |
| 22-Jul-2008 | 2008 | 10 | 7 | JUL | 22 | 7/22/2008 | 387,000 |
| 23-Jul-2008 | 2008 | 10 | 7 | JUL | 23 | 7/23/2008 | 384,000 |
| 24-Jul-2008 | 2008 | 10 | 7 | JUL | 24 | 7/24/2008 | 359,000 |

|             |      |    |    |     |    |            |         |
|-------------|------|----|----|-----|----|------------|---------|
| 25-Jul-2008 | 2008 | 10 | 7  | JUL | 25 | 7/25/2008  | 331,000 |
| 26-Jul-2008 | 2008 | 10 | 7  | JUL | 26 | 7/26/2008  | 324,000 |
| 27-Jul-2008 | 2008 | 10 | 7  | JUL | 27 | 7/27/2008  | 329,000 |
| 28-Jul-2008 | 2008 | 10 | 7  | JUL | 28 | 7/28/2008  | 331,000 |
| 29-Jul-2008 | 2008 | 10 | 7  | JUL | 29 | 7/29/2008  | 412,000 |
| 30-Jul-2008 | 2008 | 10 | 7  | JUL | 30 | 7/30/2008  | 296,000 |
| 31-Jul-2008 | 2008 | 10 | 7  | JUL | 31 | 7/31/2008  | 313,000 |
| 01-Aug-2008 | 2008 | 11 | 8  | AUG | 1  | 8/1/2008   | 319,000 |
| 02-Aug-2008 | 2008 | 11 | 8  | AUG | 2  | 8/2/2008   | 320,000 |
| 03-Aug-2008 | 2008 | 11 | 8  | AUG | 3  | 8/3/2008   | 310,000 |
| 04-Aug-2008 | 2008 | 11 | 8  | AUG | 4  | 8/4/2008   | 296,000 |
| 05-Aug-2008 | 2008 | 11 | 8  | AUG | 5  | 8/5/2008   | 315,000 |
| 06-Aug-2008 | 2008 | 11 | 8  | AUG | 6  | 8/6/2008   | 311,000 |
| 07-Aug-2008 | 2008 | 11 | 8  | AUG | 7  | 8/7/2008   | 329,000 |
| 08-Aug-2008 | 2008 | 11 | 8  | AUG | 8  | 8/8/2008   | 363,000 |
| 09-Aug-2008 | 2008 | 11 | 8  | AUG | 9  | 8/9/2008   | 257,000 |
| 10-Aug-2008 | 2008 | 11 | 8  | AUG | 10 | 8/10/2008  | 280,000 |
| 11-Aug-2008 | 2008 | 11 | 8  | AUG | 11 | 8/11/2008  | 224,000 |
| 12-Aug-2008 | 2008 | 11 | 8  | AUG | 12 | 8/12/2008  | 222,000 |
| 13-Aug-2008 | 2008 | 11 | 8  | AUG | 13 | 8/13/2008  | 289,000 |
| 14-Aug-2008 | 2008 | 11 | 8  | AUG | 14 | 8/14/2008  | 290,000 |
| 15-Aug-2008 | 2008 | 11 | 8  | AUG | 15 | 8/15/2008  | 308,000 |
| 16-Aug-2008 | 2008 | 11 | 8  | AUG | 16 | 8/16/2008  | 265,000 |
| 17-Aug-2008 | 2008 | 11 | 8  | AUG | 17 | 8/17/2008  | 245,000 |
| 18-Aug-2008 | 2008 | 11 | 8  | AUG | 18 | 8/18/2008  | 250,000 |
| 19-Aug-2008 | 2008 | 11 | 8  | AUG | 19 | 8/19/2008  | 250,000 |
| 20-Aug-2008 | 2008 | 11 | 8  | AUG | 20 | 8/20/2008  | 251,000 |
| 21-Aug-2008 | 2008 | 11 | 8  | AUG | 21 | 8/21/2008  | 243,000 |
| 22-Aug-2008 | 2008 | 11 | 8  | AUG | 22 | 8/22/2008  | 245,000 |
| 23-Aug-2008 | 2008 | 11 | 8  | AUG | 23 | 8/23/2008  | 237,000 |
| 24-Aug-2008 | 2008 | 11 | 8  | AUG | 24 | 8/24/2008  | 235,000 |
| 25-Aug-2008 | 2008 | 11 | 8  | AUG | 25 | 8/25/2008  | 254,000 |
| 26-Aug-2008 | 2008 | 11 | 8  | AUG | 26 | 8/26/2008  | 213,000 |
| 27-Aug-2008 | 2008 | 11 | 8  | AUG | 27 | 8/27/2008  | 220,000 |
| 28-Aug-2008 | 2008 | 11 | 8  | AUG | 28 | 8/28/2008  | 248,000 |
| 29-Aug-2008 | 2008 | 11 | 8  | AUG | 29 | 8/29/2008  | 242,000 |
| 30-Aug-2008 | 2008 | 11 | 8  | AUG | 30 | 8/30/2008  | 264,000 |
| 31-Aug-2008 | 2008 | 11 | 8  | AUG | 31 | 8/31/2008  | 269,000 |
| 01-Sep-2008 | 2008 | 12 | 9  | SEP | 1  | 9/1/2008   | 273,000 |
| 02-Sep-2008 | 2008 | 12 | 9  | SEP | 2  | 9/2/2008   | 235,000 |
| 03-Sep-2008 | 2008 | 12 | 9  | SEP | 3  | 9/3/2008   | 255,000 |
| 04-Sep-2008 | 2008 | 12 | 9  | SEP | 4  | 9/4/2008   | 285,000 |
| 05-Sep-2008 | 2008 | 12 | 9  | SEP | 5  | 9/5/2008   | 249,000 |
| 06-Sep-2008 | 2008 | 12 | 9  | SEP | 6  | 9/6/2008   | 244,000 |
| 07-Sep-2008 | 2008 | 12 | 9  | SEP | 7  | 9/7/2008   | 235,000 |
| 08-Sep-2008 | 2008 | 12 | 9  | SEP | 8  | 9/8/2008   | 248,000 |
| 09-Sep-2008 | 2008 | 12 | 9  | SEP | 9  | 9/9/2008   | 244,000 |
| 10-Sep-2008 | 2008 | 12 | 9  | SEP | 10 | 9/10/2008  | 210,000 |
| 11-Sep-2008 | 2008 | 12 | 9  | SEP | 11 | 9/11/2008  | 199,000 |
| 12-Sep-2008 | 2008 | 12 | 9  | SEP | 12 | 9/12/2008  | 204,000 |
| 13-Sep-2008 | 2008 | 12 | 9  | SEP | 13 | 9/13/2008  | 169,000 |
| 14-Sep-2008 | 2008 | 12 | 9  | SEP | 14 | 9/14/2008  | 168,000 |
| 15-Sep-2008 | 2008 | 12 | 9  | SEP | 15 | 9/15/2008  | 159,000 |
| 16-Sep-2008 | 2008 | 12 | 9  | SEP | 16 | 9/16/2008  | 186,000 |
| 17-Sep-2008 | 2008 | 12 | 9  | SEP | 17 | 9/17/2008  | 215,000 |
| 18-Sep-2008 | 2008 | 12 | 9  | SEP | 18 | 9/18/2008  | 218,000 |
| 19-Sep-2008 | 2008 | 12 | 9  | SEP | 19 | 9/19/2008  | 231,000 |
| 20-Sep-2008 | 2008 | 12 | 9  | SEP | 20 | 9/20/2008  | 228,000 |
| 21-Sep-2008 | 2008 | 12 | 9  | SEP | 21 | 9/21/2008  | 232,000 |
| 22-Sep-2008 | 2008 | 12 | 9  | SEP | 22 | 9/22/2008  | 222,000 |
| 23-Sep-2008 | 2008 | 12 | 9  | SEP | 23 | 9/23/2008  | 208,000 |
| 24-Sep-2008 | 2008 | 12 | 9  | SEP | 24 | 9/24/2008  | 208,000 |
| 25-Sep-2008 | 2008 | 12 | 9  | SEP | 25 | 9/25/2008  | 186,000 |
| 26-Sep-2008 | 2008 | 12 | 9  | SEP | 26 | 9/26/2008  | 190,000 |
| 27-Sep-2008 | 2008 | 12 | 9  | SEP | 27 | 9/27/2008  | 199,000 |
| 28-Sep-2008 | 2008 | 12 | 9  | SEP | 28 | 9/28/2008  | 205,000 |
| 29-Sep-2008 | 2008 | 12 | 9  | SEP | 29 | 9/29/2008  | 223,000 |
| 30-Sep-2008 | 2008 | 12 | 9  | SEP | 30 | 9/30/2008  | 177,000 |
| 01-Oct-2008 | 2008 | 1  | 10 | OCT | 1  | 10/1/2008  | 191,000 |
| 02-Oct-2008 | 2008 | 1  | 10 | OCT | 2  | 10/2/2008  | 200,000 |
| 03-Oct-2008 | 2008 | 1  | 10 | OCT | 3  | 10/3/2008  | 225,000 |
| 04-Oct-2008 | 2008 | 1  | 10 | OCT | 4  | 10/4/2008  | 175,000 |
| 05-Oct-2008 | 2008 | 1  | 10 | OCT | 5  | 10/5/2008  | 175,000 |
| 06-Oct-2008 | 2008 | 1  | 10 | OCT | 6  | 10/6/2008  | 175,000 |
| 07-Oct-2008 | 2008 | 1  | 10 | OCT | 7  | 10/7/2008  | 142,000 |
| 08-Oct-2008 | 2008 | 1  | 10 | OCT | 8  | 10/8/2008  | 158,000 |
| 09-Oct-2008 | 2008 | 1  | 10 | OCT | 9  | 10/9/2008  | 149,000 |
| 10-Oct-2008 | 2008 | 1  | 10 | OCT | 10 | 10/10/2008 | 148,000 |
| 11-Oct-2008 | 2008 | 1  | 10 | OCT | 11 | 10/11/2008 | 148,000 |

|             |      |   |    |     |    |            |         |
|-------------|------|---|----|-----|----|------------|---------|
| 12-Oct-2008 | 2008 | 1 | 10 | OCT | 12 | 10/12/2008 | 142,000 |
| 13-Oct-2008 | 2008 | 1 | 10 | OCT | 13 | 10/13/2008 | 168,000 |
| 14-Oct-2008 | 2008 | 1 | 10 | OCT | 14 | 10/14/2008 | 157,000 |
| 15-Oct-2008 | 2008 | 1 | 10 | OCT | 15 | 10/15/2008 | 161,000 |
| 16-Oct-2008 | 2008 | 1 | 10 | OCT | 16 | 10/16/2008 | 135,000 |
| 17-Oct-2008 | 2008 | 1 | 10 | OCT | 17 | 10/17/2008 | 174,000 |
| 18-Oct-2008 | 2008 | 1 | 10 | OCT | 18 | 10/18/2008 | 141,000 |
| 19-Oct-2008 | 2008 | 1 | 10 | OCT | 19 | 10/19/2008 | 126,000 |
| 20-Oct-2008 | 2008 | 1 | 10 | OCT | 20 | 10/20/2008 | 204,000 |
| 21-Oct-2008 | 2008 | 1 | 10 | OCT | 21 | 10/21/2008 | 208,000 |
| 22-Oct-2008 | 2008 | 1 | 10 | OCT | 22 | 10/22/2008 | 201,000 |
| 23-Oct-2008 | 2008 | 1 | 10 | OCT | 23 | 10/23/2008 | 184,000 |
| 24-Oct-2008 | 2008 | 1 | 10 | OCT | 24 | 10/24/2008 | 174,000 |
| 25-Oct-2008 | 2008 | 1 | 10 | OCT | 25 | 10/25/2008 | 142,000 |
| 26-Oct-2008 | 2008 | 1 | 10 | OCT | 26 | 10/26/2008 | 149,000 |
| 27-Oct-2008 | 2008 | 1 | 10 | OCT | 27 | 10/27/2008 | 150,000 |
| 28-Oct-2008 | 2008 | 1 | 10 | OCT | 28 | 10/28/2008 | 174,000 |
| 29-Oct-2008 | 2008 | 1 | 10 | OCT | 29 | 10/29/2008 | 171,000 |
| 30-Oct-2008 | 2008 | 1 | 10 | OCT | 30 | 10/30/2008 | 194,000 |
| 31-Oct-2008 | 2008 | 1 | 10 | OCT | 31 | 10/31/2008 | 156,000 |
| 01-Nov-2008 | 2008 | 2 | 11 | NOV | 1  | 11/1/2008  | 138,000 |
| 02-Nov-2008 | 2008 | 2 | 11 | NOV | 2  | 11/2/2008  | 152,000 |
| 03-Nov-2008 | 2008 | 2 | 11 | NOV | 3  | 11/3/2008  | 204,000 |
| 04-Nov-2008 | 2008 | 2 | 11 | NOV | 4  | 11/4/2008  | 193,000 |
| 05-Nov-2008 | 2008 | 2 | 11 | NOV | 5  | 11/5/2008  | 188,000 |
| 06-Nov-2008 | 2008 | 2 | 11 | NOV | 6  | 11/6/2008  | 207,000 |
| 07-Nov-2008 | 2008 | 2 | 11 | NOV | 7  | 11/7/2008  | 174,000 |
| 08-Nov-2008 | 2008 | 2 | 11 | NOV | 8  | 11/8/2008  | 162,000 |
| 09-Nov-2008 | 2008 | 2 | 11 | NOV | 9  | 11/9/2008  | 160,000 |
| 10-Nov-2008 | 2008 | 2 | 11 | NOV | 10 | 11/10/2008 | 159,000 |
| 11-Nov-2008 | 2008 | 2 | 11 | NOV | 11 | 11/11/2008 | 163,000 |
| 12-Nov-2008 | 2008 | 2 | 11 | NOV | 12 | 11/12/2008 | 184,000 |
| 13-Nov-2008 | 2008 | 2 | 11 | NOV | 13 | 11/13/2008 | 259,000 |
| 14-Nov-2008 | 2008 | 2 | 11 | NOV | 14 | 11/14/2008 | 197,000 |
| 15-Nov-2008 | 2008 | 2 | 11 | NOV | 15 | 11/15/2008 | 194,000 |
| 16-Nov-2008 | 2008 | 2 | 11 | NOV | 16 | 11/16/2008 | 196,000 |
| 17-Nov-2008 | 2008 | 2 | 11 | NOV | 17 | 11/17/2008 | 200,000 |
| 18-Nov-2008 | 2008 | 2 | 11 | NOV | 18 | 11/18/2008 | 191,000 |
| 19-Nov-2008 | 2008 | 2 | 11 | NOV | 19 | 11/19/2008 | 145,000 |
| 20-Nov-2008 | 2008 | 2 | 11 | NOV | 20 | 11/20/2008 | 152,000 |
| 21-Nov-2008 | 2008 | 2 | 11 | NOV | 21 | 11/21/2008 | 144,000 |
| 22-Nov-2008 | 2008 | 2 | 11 | NOV | 22 | 11/22/2008 | 170,000 |
| 23-Nov-2008 | 2008 | 2 | 11 | NOV | 23 | 11/23/2008 | 184,000 |
| 24-Nov-2008 | 2008 | 2 | 11 | NOV | 24 | 11/24/2008 | 208,000 |
| 25-Nov-2008 | 2008 | 2 | 11 | NOV | 25 | 11/25/2008 | 202,000 |
| 26-Nov-2008 | 2008 | 2 | 11 | NOV | 26 | 11/26/2008 | 191,000 |
| 27-Nov-2008 | 2008 | 2 | 11 | NOV | 27 | 11/27/2008 | 166,000 |
| 28-Nov-2008 | 2008 | 2 | 11 | NOV | 28 | 11/28/2008 | 189,000 |
| 29-Nov-2008 | 2008 | 2 | 11 | NOV | 29 | 11/29/2008 | 179,000 |
| 30-Nov-2008 | 2008 | 2 | 11 | NOV | 30 | 11/30/2008 | 149,000 |
| 01-Dec-2008 | 2008 | 3 | 12 | DEC | 1  | 12/1/2008  | 214,000 |
| 02-Dec-2008 | 2008 | 3 | 12 | DEC | 2  | 12/2/2008  | 217,000 |
| 03-Dec-2008 | 2008 | 3 | 12 | DEC | 3  | 12/3/2008  | 226,000 |
| 04-Dec-2008 | 2008 | 3 | 12 | DEC | 4  | 12/4/2008  | 248,000 |
| 05-Dec-2008 | 2008 | 3 | 12 | DEC | 5  | 12/5/2008  | 249,000 |
| 06-Dec-2008 | 2008 | 3 | 12 | DEC | 6  | 12/6/2008  | 266,000 |
| 07-Dec-2008 | 2008 | 3 | 12 | DEC | 7  | 12/7/2008  | 264,000 |
| 08-Dec-2008 | 2008 | 3 | 12 | DEC | 8  | 12/8/2008  | 226,000 |
| 09-Dec-2008 | 2008 | 3 | 12 | DEC | 9  | 12/9/2008  | 211,000 |
| 10-Dec-2008 | 2008 | 3 | 12 | DEC | 10 | 12/10/2008 | 219,000 |
| 11-Dec-2008 | 2008 | 3 | 12 | DEC | 11 | 12/11/2008 | 278,000 |
| 12-Dec-2008 | 2008 | 3 | 12 | DEC | 12 | 12/12/2008 | 302,000 |
| 13-Dec-2008 | 2008 | 3 | 12 | DEC | 13 | 12/13/2008 | 319,000 |
| 14-Dec-2008 | 2008 | 3 | 12 | DEC | 14 | 12/14/2008 | 315,000 |
| 15-Dec-2008 | 2008 | 3 | 12 | DEC | 15 | 12/15/2008 | 292,000 |
| 16-Dec-2008 | 2008 | 3 | 12 | DEC | 16 | 12/16/2008 | 320,000 |
| 17-Dec-2008 | 2008 | 3 | 12 | DEC | 17 | 12/17/2008 | 305,000 |
| 18-Dec-2008 | 2008 | 3 | 12 | DEC | 18 | 12/18/2008 | 356,000 |
| 19-Dec-2008 | 2008 | 3 | 12 | DEC | 19 | 12/19/2008 | 337,000 |
| 20-Dec-2008 | 2008 | 3 | 12 | DEC | 20 | 12/20/2008 | 347,000 |
| 21-Dec-2008 | 2008 | 3 | 12 | DEC | 21 | 12/21/2008 | 378,000 |
| 22-Dec-2008 | 2008 | 3 | 12 | DEC | 22 | 12/22/2008 | 400,000 |
| 23-Dec-2008 | 2008 | 3 | 12 | DEC | 23 | 12/23/2008 | 398,000 |
| 24-Dec-2008 | 2008 | 3 | 12 | DEC | 24 | 12/24/2008 | 410,000 |
| 25-Dec-2008 | 2008 | 3 | 12 | DEC | 25 | 12/25/2008 | 398,000 |
| 26-Dec-2008 | 2008 | 3 | 12 | DEC | 26 | 12/26/2008 | 430,000 |
| 27-Dec-2008 | 2008 | 3 | 12 | DEC | 27 | 12/27/2008 | 473,000 |
| 28-Dec-2008 | 2008 | 3 | 12 | DEC | 28 | 12/28/2008 | 532,000 |
| 29-Dec-2008 | 2008 | 3 | 12 | DEC | 29 | 12/29/2008 | 563,000 |

|             |      |   |    |     |    |            |         |
|-------------|------|---|----|-----|----|------------|---------|
| 30-Dec-2008 | 2008 | 3 | 12 | DEC | 30 | 12/30/2008 | 540,000 |
| 31-Dec-2008 | 2008 | 3 | 12 | DEC | 31 | 12/31/2008 | 575,000 |
| 01-Jan-2009 | 2009 | 4 | 1  | JAN | 1  | 1/1/2009   | 567,000 |
| 02-Jan-2009 | 2009 | 4 | 1  | JAN | 2  | 1/2/2009   | 482,000 |
| 03-Jan-2009 | 2009 | 4 | 1  | JAN | 3  | 1/3/2009   | 461,000 |
| 04-Jan-2009 | 2009 | 4 | 1  | JAN | 4  | 1/4/2009   | 422,000 |
| 05-Jan-2009 | 2009 | 4 | 1  | JAN | 5  | 1/5/2009   | 399,000 |
| 06-Jan-2009 | 2009 | 4 | 1  | JAN | 6  | 1/6/2009   | 371,000 |
| 07-Jan-2009 | 2009 | 4 | 1  | JAN | 7  | 1/7/2009   | 379,000 |
| 08-Jan-2009 | 2009 | 4 | 1  | JAN | 8  | 1/8/2009   | 378,000 |
| 09-Jan-2009 | 2009 | 4 | 1  | JAN | 9  | 1/9/2009   | 383,000 |
| 10-Jan-2009 | 2009 | 4 | 1  | JAN | 10 | 1/10/2009  | 385,000 |
| 11-Jan-2009 | 2009 | 4 | 1  | JAN | 11 | 1/11/2009  | 344,000 |
| 12-Jan-2009 | 2009 | 4 | 1  | JAN | 12 | 1/12/2009  | 337,000 |
| 13-Jan-2009 | 2009 | 4 | 1  | JAN | 13 | 1/13/2009  | 285,000 |
| 14-Jan-2009 | 2009 | 4 | 1  | JAN | 14 | 1/14/2009  | 288,000 |
| 15-Jan-2009 | 2009 | 4 | 1  | JAN | 15 | 1/15/2009  | 316,000 |
| 16-Jan-2009 | 2009 | 4 | 1  | JAN | 16 | 1/16/2009  | 335,000 |
| 17-Jan-2009 | 2009 | 4 | 1  | JAN | 17 | 1/17/2009  | 378,000 |
| 18-Jan-2009 | 2009 | 4 | 1  | JAN | 18 | 1/18/2009  | 385,000 |
| 19-Jan-2009 | 2009 | 4 | 1  | JAN | 19 | 1/19/2009  | 394,000 |
| 20-Jan-2009 | 2009 | 4 | 1  | JAN | 20 | 1/20/2009  | 379,000 |
| 21-Jan-2009 | 2009 | 4 | 1  | JAN | 21 | 1/21/2009  | 365,000 |
| 22-Jan-2009 | 2009 | 4 | 1  | JAN | 22 | 1/22/2009  | 378,000 |
| 23-Jan-2009 | 2009 | 4 | 1  | JAN | 23 | 1/23/2009  | 371,000 |
| 24-Jan-2009 | 2009 | 4 | 1  | JAN | 24 | 1/24/2009  | 379,000 |
| 25-Jan-2009 | 2009 | 4 | 1  | JAN | 25 | 1/25/2009  | 391,000 |
| 26-Jan-2009 | 2009 | 4 | 1  | JAN | 26 | 1/26/2009  | 360,000 |
| 27-Jan-2009 | 2009 | 4 | 1  | JAN | 27 | 1/27/2009  | 354,000 |
| 28-Jan-2009 | 2009 | 4 | 1  | JAN | 28 | 1/28/2009  | 322,000 |
| 29-Jan-2009 | 2009 | 4 | 1  | JAN | 29 | 1/29/2009  | 349,000 |
| 30-Jan-2009 | 2009 | 4 | 1  | JAN | 30 | 1/30/2009  | 398,000 |
| 31-Jan-2009 | 2009 | 4 | 1  | JAN | 31 | 1/31/2009  | 425,000 |
| 01-Feb-2009 | 2009 | 5 | 2  | FEB | 1  | 2/1/2009   | 424,000 |
| 02-Feb-2009 | 2009 | 5 | 2  | FEB | 2  | 2/2/2009   | 392,000 |
| 03-Feb-2009 | 2009 | 5 | 2  | FEB | 3  | 2/3/2009   | 390,000 |
| 04-Feb-2009 | 2009 | 5 | 2  | FEB | 4  | 2/4/2009   | 382,000 |
| 05-Feb-2009 | 2009 | 5 | 2  | FEB | 5  | 2/5/2009   | 413,000 |
| 06-Feb-2009 | 2009 | 5 | 2  | FEB | 6  | 2/6/2009   | 446,000 |
| 07-Feb-2009 | 2009 | 5 | 2  | FEB | 7  | 2/7/2009   | 469,000 |
| 08-Feb-2009 | 2009 | 5 | 2  | FEB | 8  | 2/8/2009   | 454,000 |
| 09-Feb-2009 | 2009 | 5 | 2  | FEB | 9  | 2/9/2009   | 425,000 |
| 10-Feb-2009 | 2009 | 5 | 2  | FEB | 10 | 2/10/2009  | 378,000 |
| 11-Feb-2009 | 2009 | 5 | 2  | FEB | 11 | 2/11/2009  | 365,000 |
| 12-Feb-2009 | 2009 | 5 | 2  | FEB | 12 | 2/12/2009  | 373,000 |
| 13-Feb-2009 | 2009 | 5 | 2  | FEB | 13 | 2/13/2009  | 388,000 |
| 14-Feb-2009 | 2009 | 5 | 2  | FEB | 14 | 2/14/2009  | 444,000 |
| 15-Feb-2009 | 2009 | 5 | 2  | FEB | 15 | 2/15/2009  | 483,000 |
| 16-Feb-2009 | 2009 | 5 | 2  | FEB | 16 | 2/16/2009  | 454,000 |
| 17-Feb-2009 | 2009 | 5 | 2  | FEB | 17 | 2/17/2009  | 408,000 |
| 18-Feb-2009 | 2009 | 5 | 2  | FEB | 18 | 2/18/2009  | 400,000 |
| 19-Feb-2009 | 2009 | 5 | 2  | FEB | 19 | 2/19/2009  | 410,000 |
| 20-Feb-2009 | 2009 | 5 | 2  | FEB | 20 | 2/20/2009  | 395,000 |
| 21-Feb-2009 | 2009 | 5 | 2  | FEB | 21 | 2/21/2009  | 411,000 |
| 22-Feb-2009 | 2009 | 5 | 2  | FEB | 22 | 2/22/2009  | 395,000 |
| 23-Feb-2009 | 2009 | 5 | 2  | FEB | 23 | 2/23/2009  | 372,000 |
| 24-Feb-2009 | 2009 | 5 | 2  | FEB | 24 | 2/24/2009  | 352,000 |
| 25-Feb-2009 | 2009 | 5 | 2  | FEB | 25 | 2/25/2009  | 359,000 |
| 26-Feb-2009 | 2009 | 5 | 2  | FEB | 26 | 2/26/2009  | 364,000 |
| 27-Feb-2009 | 2009 | 5 | 2  | FEB | 27 | 2/27/2009  | 397,000 |
| 28-Feb-2009 | 2009 | 5 | 2  | FEB | 28 | 2/28/2009  | 430,000 |
| 01-Mar-2009 | 2009 | 6 | 3  | MAR | 1  | 3/1/2009   | 411,000 |
| 02-Mar-2009 | 2009 | 6 | 3  | MAR | 2  | 3/2/2009   | 364,000 |
| 03-Mar-2009 | 2009 | 6 | 3  | MAR | 3  | 3/3/2009   | 419,000 |
| 04-Mar-2009 | 2009 | 6 | 3  | MAR | 4  | 3/4/2009   | 406,000 |
| 05-Mar-2009 | 2009 | 6 | 3  | MAR | 5  | 3/5/2009   | 403,000 |
| 06-Mar-2009 | 2009 | 6 | 3  | MAR | 6  | 3/6/2009   | 425,000 |
| 07-Mar-2009 | 2009 | 6 | 3  | MAR | 7  | 3/7/2009   | 425,000 |
| 08-Mar-2009 | 2009 | 6 | 3  | MAR | 8  | 3/8/2009   | 418,000 |
| 09-Mar-2009 | 2009 | 6 | 3  | MAR | 9  | 3/9/2009   | 401,000 |
| 10-Mar-2009 | 2009 | 6 | 3  | MAR | 10 | 3/10/2009  | 377,000 |
| 11-Mar-2009 | 2009 | 6 | 3  | MAR | 11 | 3/11/2009  | 379,000 |
| 12-Mar-2009 | 2009 | 6 | 3  | MAR | 12 | 3/12/2009  | 390,000 |
| 13-Mar-2009 | 2009 | 6 | 3  | MAR | 13 | 3/13/2009  | 420,000 |
| 14-Mar-2009 | 2009 | 6 | 3  | MAR | 14 | 3/14/2009  | 443,000 |
| 15-Mar-2009 | 2009 | 6 | 3  | MAR | 15 | 3/15/2009  | 440,000 |
| 16-Mar-2009 | 2009 | 6 | 3  | MAR | 16 | 3/16/2009  | 419,000 |
| 17-Mar-2009 | 2009 | 6 | 3  | MAR | 17 | 3/17/2009  | 429,000 |
| 18-Mar-2009 | 2009 | 6 | 3  | MAR | 18 | 3/18/2009  | 453,000 |

|             |      |   |   |     |    |           |         |
|-------------|------|---|---|-----|----|-----------|---------|
| 19-Mar-2009 | 2009 | 6 | 3 | MAR | 19 | 3/19/2009 | 472,000 |
| 20-Mar-2009 | 2009 | 6 | 3 | MAR | 20 | 3/20/2009 | 456,000 |
| 21-Mar-2009 | 2009 | 6 | 3 | MAR | 21 | 3/21/2009 | 448,000 |
| 22-Mar-2009 | 2009 | 6 | 3 | MAR | 22 | 3/22/2009 | 415,000 |
| 23-Mar-2009 | 2009 | 6 | 3 | MAR | 23 | 3/23/2009 | 376,000 |
| 24-Mar-2009 | 2009 | 6 | 3 | MAR | 24 | 3/24/2009 | 368,000 |
| 25-Mar-2009 | 2009 | 6 | 3 | MAR | 25 | 3/25/2009 | 349,000 |
| 26-Mar-2009 | 2009 | 6 | 3 | MAR | 26 | 3/26/2009 | 336,000 |
| 27-Mar-2009 | 2009 | 6 | 3 | MAR | 27 | 3/27/2009 | 360,000 |
| 28-Mar-2009 | 2009 | 6 | 3 | MAR | 28 | 3/28/2009 | 377,000 |
| 29-Mar-2009 | 2009 | 6 | 3 | MAR | 29 | 3/29/2009 | 339,000 |
| 30-Mar-2009 | 2009 | 6 | 3 | MAR | 30 | 3/30/2009 | 350,000 |
| 31-Mar-2009 | 2009 | 6 | 3 | MAR | 31 | 3/31/2009 | 349,000 |
| 01-Apr-2009 | 2009 | 7 | 4 | APR | 1  | 4/1/2009  | 333,000 |
| 02-Apr-2009 | 2009 | 7 | 4 | APR | 2  | 4/2/2009  | 358,000 |
| 03-Apr-2009 | 2009 | 7 | 4 | APR | 3  | 4/3/2009  | 369,000 |
| 04-Apr-2009 | 2009 | 7 | 4 | APR | 4  | 4/4/2009  | 370,000 |
| 05-Apr-2009 | 2009 | 7 | 4 | APR | 5  | 4/5/2009  | 358,000 |
| 06-Apr-2009 | 2009 | 7 | 4 | APR | 6  | 4/6/2009  | 349,000 |
| 07-Apr-2009 | 2009 | 7 | 4 | APR | 7  | 4/7/2009  | 349,000 |
| 08-Apr-2009 | 2009 | 7 | 4 | APR | 8  | 4/8/2009  | 331,000 |
| 09-Apr-2009 | 2009 | 7 | 4 | APR | 9  | 4/9/2009  | 326,000 |
| 10-Apr-2009 | 2009 | 7 | 4 | APR | 10 | 4/10/2009 | 348,000 |
| 11-Apr-2009 | 2009 | 7 | 4 | APR | 11 | 4/11/2009 | 373,000 |
| 12-Apr-2009 | 2009 | 7 | 4 | APR | 12 | 4/12/2009 | 355,000 |
| 13-Apr-2009 | 2009 | 7 | 4 | APR | 13 | 4/13/2009 | 301,000 |
| 14-Apr-2009 | 2009 | 7 | 4 | APR | 14 | 4/14/2009 | 283,000 |
| 15-Apr-2009 | 2009 | 7 | 4 | APR | 15 | 4/15/2009 | 233,000 |
| 16-Apr-2009 | 2009 | 7 | 4 | APR | 16 | 4/16/2009 | 218,000 |
| 17-Apr-2009 | 2009 | 7 | 4 | APR | 17 | 4/17/2009 | 218,000 |
| 18-Apr-2009 | 2009 | 7 | 4 | APR | 18 | 4/18/2009 | 239,000 |
| 19-Apr-2009 | 2009 | 7 | 4 | APR | 19 | 4/19/2009 | 241,000 |
| 20-Apr-2009 | 2009 | 7 | 4 | APR | 20 | 4/20/2009 | 301,000 |
| 21-Apr-2009 | 2009 | 7 | 4 | APR | 21 | 4/21/2009 | 317,000 |
| 22-Apr-2009 | 2009 | 7 | 4 | APR | 22 | 4/22/2009 | 416,000 |
| 23-Apr-2009 | 2009 | 7 | 4 | APR | 23 | 4/23/2009 | 474,000 |
| 24-Apr-2009 | 2009 | 7 | 4 | APR | 24 | 4/24/2009 | 499,000 |
| 25-Apr-2009 | 2009 | 7 | 4 | APR | 25 | 4/25/2009 | 431,000 |
| 26-Apr-2009 | 2009 | 7 | 4 | APR | 26 | 4/26/2009 | 414,000 |
| 27-Apr-2009 | 2009 | 7 | 4 | APR | 27 | 4/27/2009 | 393,000 |
| 28-Apr-2009 | 2009 | 7 | 4 | APR | 28 | 4/28/2009 | 389,000 |
| 29-Apr-2009 | 2009 | 7 | 4 | APR | 29 | 4/29/2009 | 412,000 |
| 30-Apr-2009 | 2009 | 7 | 4 | APR | 30 | 4/30/2009 | 380,000 |
| 01-May-2009 | 2009 | 8 | 5 | MAY | 1  | 5/1/2009  | 364,000 |
| 02-May-2009 | 2009 | 8 | 5 | MAY | 2  | 5/2/2009  | 343,000 |
| 03-May-2009 | 2009 | 8 | 5 | MAY | 3  | 5/3/2009  | 413,000 |
| 04-May-2009 | 2009 | 8 | 5 | MAY | 4  | 5/4/2009  | 517,000 |
| 05-May-2009 | 2009 | 8 | 5 | MAY | 5  | 5/5/2009  | 517,000 |
| 06-May-2009 | 2009 | 8 | 5 | MAY | 6  | 5/6/2009  | 504,000 |
| 07-May-2009 | 2009 | 8 | 5 | MAY | 7  | 5/7/2009  | 513,000 |
| 08-May-2009 | 2009 | 8 | 5 | MAY | 8  | 5/8/2009  | 479,000 |
| 09-May-2009 | 2009 | 8 | 5 | MAY | 9  | 5/9/2009  | 380,000 |
| 10-May-2009 | 2009 | 8 | 5 | MAY | 10 | 5/10/2009 | 377,000 |
| 11-May-2009 | 2009 | 8 | 5 | MAY | 11 | 5/11/2009 | 440,000 |
| 12-May-2009 | 2009 | 8 | 5 | MAY | 12 | 5/12/2009 | 497,000 |
| 13-May-2009 | 2009 | 8 | 5 | MAY | 13 | 5/13/2009 | 432,000 |
| 14-May-2009 | 2009 | 8 | 5 | MAY | 14 | 5/14/2009 | 425,000 |
| 15-May-2009 | 2009 | 8 | 5 | MAY | 15 | 5/15/2009 | 421,000 |
| 16-May-2009 | 2009 | 8 | 5 | MAY | 16 | 5/16/2009 | 357,000 |
| 17-May-2009 | 2009 | 8 | 5 | MAY | 17 | 5/17/2009 | 411,000 |
| 18-May-2009 | 2009 | 8 | 5 | MAY | 18 | 5/18/2009 | 461,000 |
| 19-May-2009 | 2009 | 8 | 5 | MAY | 19 | 5/19/2009 | 534,000 |
| 20-May-2009 | 2009 | 8 | 5 | MAY | 20 | 5/20/2009 | 505,000 |
| 21-May-2009 | 2009 | 8 | 5 | MAY | 21 | 5/21/2009 | 459,000 |
| 22-May-2009 | 2009 | 8 | 5 | MAY | 22 | 5/22/2009 | 406,000 |
| 23-May-2009 | 2009 | 8 | 5 | MAY | 23 | 5/23/2009 | 398,000 |
| 24-May-2009 | 2009 | 8 | 5 | MAY | 24 | 5/24/2009 | 463,000 |
| 25-May-2009 | 2009 | 8 | 5 | MAY | 25 | 5/25/2009 | 490,000 |
| 26-May-2009 | 2009 | 8 | 5 | MAY | 26 | 5/26/2009 | 512,000 |
| 27-May-2009 | 2009 | 8 | 5 | MAY | 27 | 5/27/2009 | 335,000 |
| 28-May-2009 | 2009 | 8 | 5 | MAY | 28 | 5/28/2009 | 325,000 |
| 29-May-2009 | 2009 | 8 | 5 | MAY | 29 | 5/29/2009 | 325,000 |
| 30-May-2009 | 2009 | 8 | 5 | MAY | 30 | 5/30/2009 | 284,000 |
| 31-May-2009 | 2009 | 8 | 5 | MAY | 31 | 5/31/2009 | 281,000 |
| 01-Jun-2009 | 2009 | 9 | 6 | JUN | 1  | 6/1/2009  | 330,000 |
| 02-Jun-2009 | 2009 | 9 | 6 | JUN | 2  | 6/2/2009  | 339,000 |
| 03-Jun-2009 | 2009 | 9 | 6 | JUN | 3  | 6/3/2009  | 328,000 |
| 04-Jun-2009 | 2009 | 9 | 6 | JUN | 4  | 6/4/2009  | 336,000 |
| 05-Jun-2009 | 2009 | 9 | 6 | JUN | 5  | 6/5/2009  | 353,000 |



|             |      |    |   |     |    |           |         |
|-------------|------|----|---|-----|----|-----------|---------|
| 06-Jun-2009 | 2009 | 9  | 6 | JUN | 6  | 6/6/2009  | 334,000 |
| 07-Jun-2009 | 2009 | 9  | 6 | JUN | 7  | 6/7/2009  | 326,000 |
| 08-Jun-2009 | 2009 | 9  | 6 | JUN | 8  | 6/8/2009  | 328,000 |
| 09-Jun-2009 | 2009 | 9  | 6 | JUN | 9  | 6/9/2009  | 293,000 |
| 10-Jun-2009 | 2009 | 9  | 6 | JUN | 10 | 6/10/2009 | 304,000 |
| 11-Jun-2009 | 2009 | 9  | 6 | JUN | 11 | 6/11/2009 | 277,000 |
| 12-Jun-2009 | 2009 | 9  | 6 | JUN | 12 | 6/12/2009 | 266,000 |
| 13-Jun-2009 | 2009 | 9  | 6 | JUN | 13 | 6/13/2009 | 242,000 |
| 14-Jun-2009 | 2009 | 9  | 6 | JUN | 14 | 6/14/2009 | 254,000 |
| 15-Jun-2009 | 2009 | 9  | 6 | JUN | 15 | 6/15/2009 | 263,000 |
| 16-Jun-2009 | 2009 | 9  | 6 | JUN | 16 | 6/16/2009 | 300,000 |
| 17-Jun-2009 | 2009 | 9  | 6 | JUN | 17 | 6/17/2009 | 322,000 |
| 18-Jun-2009 | 2009 | 9  | 6 | JUN | 18 | 6/18/2009 | 304,000 |
| 19-Jun-2009 | 2009 | 9  | 6 | JUN | 19 | 6/19/2009 | 282,000 |
| 20-Jun-2009 | 2009 | 9  | 6 | JUN | 20 | 6/20/2009 | 280,000 |
| 21-Jun-2009 | 2009 | 9  | 6 | JUN | 21 | 6/21/2009 | 295,000 |
| 22-Jun-2009 | 2009 | 9  | 6 | JUN | 22 | 6/22/2009 | 283,000 |
| 23-Jun-2009 | 2009 | 9  | 6 | JUN | 23 | 6/23/2009 | 282,000 |
| 24-Jun-2009 | 2009 | 9  | 6 | JUN | 24 | 6/24/2009 | 261,000 |
| 25-Jun-2009 | 2009 | 9  | 6 | JUN | 25 | 6/25/2009 | 257,000 |
| 26-Jun-2009 | 2009 | 9  | 6 | JUN | 26 | 6/26/2009 | 283,000 |
| 27-Jun-2009 | 2009 | 9  | 6 | JUN | 27 | 6/27/2009 | 276,000 |
| 28-Jun-2009 | 2009 | 9  | 6 | JUN | 28 | 6/28/2009 | 265,000 |
| 29-Jun-2009 | 2009 | 9  | 6 | JUN | 29 | 6/29/2009 | 300,000 |
| 30-Jun-2009 | 2009 | 9  | 6 | JUN | 30 | 6/30/2009 | 293,000 |
| 01-Jul-2009 | 2009 | 10 | 7 | JUL | 1  | 7/1/2009  | 284,000 |
| 02-Jul-2009 | 2009 | 10 | 7 | JUL | 2  | 7/2/2009  | 281,000 |
| 03-Jul-2009 | 2009 | 10 | 7 | JUL | 3  | 7/3/2009  | 316,000 |
| 04-Jul-2009 | 2009 | 10 | 7 | JUL | 4  | 7/4/2009  | 333,000 |
| 05-Jul-2009 | 2009 | 10 | 7 | JUL | 5  | 7/5/2009  | 325,000 |
| 06-Jul-2009 | 2009 | 10 | 7 | JUL | 6  | 7/6/2009  | 313,000 |
| 07-Jul-2009 | 2009 | 10 | 7 | JUL | 7  | 7/7/2009  | 295,000 |
| 08-Jul-2009 | 2009 | 10 | 7 | JUL | 8  | 7/8/2009  | 287,000 |
| 09-Jul-2009 | 2009 | 10 | 7 | JUL | 9  | 7/9/2009  | 290,000 |
| 10-Jul-2009 | 2009 | 10 | 7 | JUL | 10 | 7/10/2009 | 286,000 |
| 11-Jul-2009 | 2009 | 10 | 7 | JUL | 11 | 7/11/2009 | 288,000 |
| 12-Jul-2009 | 2009 | 10 | 7 | JUL | 12 | 7/12/2009 | 274,000 |
| 13-Jul-2009 | 2009 | 10 | 7 | JUL | 13 | 7/13/2009 | 303,000 |
| 14-Jul-2009 | 2009 | 10 | 7 | JUL | 14 | 7/14/2009 | 321,000 |
| 15-Jul-2009 | 2009 | 10 | 7 | JUL | 15 | 7/15/2009 | 317,000 |
| 16-Jul-2009 | 2009 | 10 | 7 | JUL | 16 | 7/16/2009 | 294,000 |
| 17-Jul-2009 | 2009 | 10 | 7 | JUL | 17 | 7/17/2009 | 342,000 |
| 18-Jul-2009 | 2009 | 10 | 7 | JUL | 18 | 7/18/2009 | 234,000 |
| 19-Jul-2009 | 2009 | 10 | 7 | JUL | 19 | 7/19/2009 | 221,000 |
| 20-Jul-2009 | 2009 | 10 | 7 | JUL | 20 | 7/20/2009 | 216,000 |
| 21-Jul-2009 | 2009 | 10 | 7 | JUL | 21 | 7/21/2009 | 235,000 |
| 22-Jul-2009 | 2009 | 10 | 7 | JUL | 22 | 7/22/2009 | 226,000 |
| 23-Jul-2009 | 2009 | 10 | 7 | JUL | 23 | 7/23/2009 | 260,000 |
| 24-Jul-2009 | 2009 | 10 | 7 | JUL | 24 | 7/24/2009 | 262,000 |
| 25-Jul-2009 | 2009 | 10 | 7 | JUL | 25 | 7/25/2009 | 266,000 |
| 26-Jul-2009 | 2009 | 10 | 7 | JUL | 26 | 7/26/2009 | 253,000 |
| 27-Jul-2009 | 2009 | 10 | 7 | JUL | 27 | 7/27/2009 | 267,000 |
| 28-Jul-2009 | 2009 | 10 | 7 | JUL | 28 | 7/28/2009 | 295,000 |
| 29-Jul-2009 | 2009 | 10 | 7 | JUL | 29 | 7/29/2009 | 306,000 |
| 30-Jul-2009 | 2009 | 10 | 7 | JUL | 30 | 7/30/2009 | 314,000 |
| 31-Jul-2009 | 2009 | 10 | 7 | JUL | 31 | 7/31/2009 | 317,000 |
| 01-Aug-2009 | 2009 | 11 | 8 | AUG | 1  | 8/1/2009  | 309,000 |
| 02-Aug-2009 | 2009 | 11 | 8 | AUG | 2  | 8/2/2009  | 307,000 |
| 03-Aug-2009 | 2009 | 11 | 8 | AUG | 3  | 8/3/2009  | 257,000 |
| 04-Aug-2009 | 2009 | 11 | 8 | AUG | 4  | 8/4/2009  | 272,000 |
| 05-Aug-2009 | 2009 | 11 | 8 | AUG | 5  | 8/5/2009  | 267,000 |
| 06-Aug-2009 | 2009 | 11 | 8 | AUG | 6  | 8/6/2009  | 289,000 |
| 07-Aug-2009 | 2009 | 11 | 8 | AUG | 7  | 8/7/2009  | 289,000 |
| 08-Aug-2009 | 2009 | 11 | 8 | AUG | 8  | 8/8/2009  | 282,000 |
| 09-Aug-2009 | 2009 | 11 | 8 | AUG | 9  | 8/9/2009  | 254,000 |
| 10-Aug-2009 | 2009 | 11 | 8 | AUG | 10 | 8/10/2009 | 270,000 |
| 11-Aug-2009 | 2009 | 11 | 8 | AUG | 11 | 8/11/2009 | 250,000 |
| 12-Aug-2009 | 2009 | 11 | 8 | AUG | 12 | 8/12/2009 | 229,000 |
| 13-Aug-2009 | 2009 | 11 | 8 | AUG | 13 | 8/13/2009 | 204,000 |
| 14-Aug-2009 | 2009 | 11 | 8 | AUG | 14 | 8/14/2009 | 257,000 |
| 15-Aug-2009 | 2009 | 11 | 8 | AUG | 15 | 8/15/2009 | 273,000 |
| 16-Aug-2009 | 2009 | 11 | 8 | AUG | 16 | 8/16/2009 | 244,000 |
| 17-Aug-2009 | 2009 | 11 | 8 | AUG | 17 | 8/17/2009 | 250,000 |
| 18-Aug-2009 | 2009 | 11 | 8 | AUG | 18 | 8/18/2009 | 232,000 |
| 19-Aug-2009 | 2009 | 11 | 8 | AUG | 19 | 8/19/2009 | 243,000 |
| 20-Aug-2009 | 2009 | 11 | 8 | AUG | 20 | 8/20/2009 | 235,000 |
| 21-Aug-2009 | 2009 | 11 | 8 | AUG | 21 | 8/21/2009 | 214,000 |
| 22-Aug-2009 | 2009 | 11 | 8 | AUG | 22 | 8/22/2009 | 190,000 |
| 23-Aug-2009 | 2009 | 11 | 8 | AUG | 23 | 8/23/2009 | 200,000 |

|             |      |    |    |     |    |            |         |
|-------------|------|----|----|-----|----|------------|---------|
| 24-Aug-2009 | 2009 | 11 | 8  | AUG | 24 | 8/24/2009  | 236,000 |
| 25-Aug-2009 | 2009 | 11 | 8  | AUG | 25 | 8/25/2009  | 217,000 |
| 26-Aug-2009 | 2009 | 11 | 8  | AUG | 26 | 8/26/2009  | 204,000 |
| 27-Aug-2009 | 2009 | 11 | 8  | AUG | 27 | 8/27/2009  | 173,000 |
| 28-Aug-2009 | 2009 | 11 | 8  | AUG | 28 | 8/28/2009  | 205,000 |
| 29-Aug-2009 | 2009 | 11 | 8  | AUG | 29 | 8/29/2009  | 192,000 |
| 30-Aug-2009 | 2009 | 11 | 8  | AUG | 30 | 8/30/2009  | 187,000 |
| 31-Aug-2009 | 2009 | 11 | 8  | AUG | 31 | 8/31/2009  | 183,000 |
| 01-Sep-2009 | 2009 | 12 | 9  | SEP | 1  | 9/1/2009   | 237,000 |
| 02-Sep-2009 | 2009 | 12 | 9  | SEP | 2  | 9/2/2009   | 206,000 |
| 03-Sep-2009 | 2009 | 12 | 9  | SEP | 3  | 9/3/2009   | 198,000 |
| 04-Sep-2009 | 2009 | 12 | 9  | SEP | 4  | 9/4/2009   | 217,000 |
| 05-Sep-2009 | 2009 | 12 | 9  | SEP | 5  | 9/5/2009   | 239,000 |
| 06-Sep-2009 | 2009 | 12 | 9  | SEP | 6  | 9/6/2009   | 211,000 |
| 07-Sep-2009 | 2009 | 12 | 9  | SEP | 7  | 9/7/2009   | 205,000 |
| 08-Sep-2009 | 2009 | 12 | 9  | SEP | 8  | 9/8/2009   | 185,000 |
| 09-Sep-2009 | 2009 | 12 | 9  | SEP | 9  | 9/9/2009   | 141,000 |
| 10-Sep-2009 | 2009 | 12 | 9  | SEP | 10 | 9/10/2009  | 158,000 |
| 11-Sep-2009 | 2009 | 12 | 9  | SEP | 11 | 9/11/2009  | 158,000 |
| 12-Sep-2009 | 2009 | 12 | 9  | SEP | 12 | 9/12/2009  | 155,000 |
| 13-Sep-2009 | 2009 | 12 | 9  | SEP | 13 | 9/13/2009  | 155,000 |
| 14-Sep-2009 | 2009 | 12 | 9  | SEP | 14 | 9/14/2009  | 157,000 |
| 15-Sep-2009 | 2009 | 12 | 9  | SEP | 15 | 9/15/2009  | 174,000 |
| 16-Sep-2009 | 2009 | 12 | 9  | SEP | 16 | 9/16/2009  | 161,000 |
| 17-Sep-2009 | 2009 | 12 | 9  | SEP | 17 | 9/17/2009  | 214,000 |
| 18-Sep-2009 | 2009 | 12 | 9  | SEP | 18 | 9/18/2009  | 161,000 |
| 19-Sep-2009 | 2009 | 12 | 9  | SEP | 19 | 9/19/2009  | 147,000 |
| 20-Sep-2009 | 2009 | 12 | 9  | SEP | 20 | 9/20/2009  | 153,000 |
| 21-Sep-2009 | 2009 | 12 | 9  | SEP | 21 | 9/21/2009  | 166,000 |
| 22-Sep-2009 | 2009 | 12 | 9  | SEP | 22 | 9/22/2009  | 148,000 |
| 23-Sep-2009 | 2009 | 12 | 9  | SEP | 23 | 9/23/2009  | 154,000 |
| 24-Sep-2009 | 2009 | 12 | 9  | SEP | 24 | 9/24/2009  | 146,000 |
| 25-Sep-2009 | 2009 | 12 | 9  | SEP | 25 | 9/25/2009  | 159,000 |
| 26-Sep-2009 | 2009 | 12 | 9  | SEP | 26 | 9/26/2009  | 139,000 |
| 27-Sep-2009 | 2009 | 12 | 9  | SEP | 27 | 9/27/2009  | 137,000 |
| 28-Sep-2009 | 2009 | 12 | 9  | SEP | 28 | 9/28/2009  | 175,000 |
| 29-Sep-2009 | 2009 | 12 | 9  | SEP | 29 | 9/29/2009  | 144,000 |
| 30-Sep-2009 | 2009 | 12 | 9  | SEP | 30 | 9/30/2009  | 165,000 |
| 01-Oct-2009 | 2009 | 1  | 10 | OCT | 1  | 10/1/2009  | 172,000 |
| 02-Oct-2009 | 2009 | 1  | 10 | OCT | 2  | 10/2/2009  | 136,000 |
| 03-Oct-2009 | 2009 | 1  | 10 | OCT | 3  | 10/3/2009  | 144,000 |
| 04-Oct-2009 | 2009 | 1  | 10 | OCT | 4  | 10/4/2009  | 152,000 |
| 05-Oct-2009 | 2009 | 1  | 10 | OCT | 5  | 10/5/2009  | 159,000 |
| 06-Oct-2009 | 2009 | 1  | 10 | OCT | 6  | 10/6/2009  | 140,000 |
| 07-Oct-2009 | 2009 | 1  | 10 | OCT | 7  | 10/7/2009  | 144,000 |
| 08-Oct-2009 | 2009 | 1  | 10 | OCT | 8  | 10/8/2009  | 148,000 |
| 09-Oct-2009 | 2009 | 1  | 10 | OCT | 9  | 10/9/2009  | 169,000 |
| 10-Oct-2009 | 2009 | 1  | 10 | OCT | 10 | 10/10/2009 | 162,000 |
| 11-Oct-2009 | 2009 | 1  | 10 | OCT | 11 | 10/11/2009 | 178,000 |
| 12-Oct-2009 | 2009 | 1  | 10 | OCT | 12 | 10/12/2009 | 194,000 |
| 13-Oct-2009 | 2009 | 1  | 10 | OCT | 13 | 10/13/2009 | 208,000 |
| 14-Oct-2009 | 2009 | 1  | 10 | OCT | 14 | 10/14/2009 | 181,000 |
| 15-Oct-2009 | 2009 | 1  | 10 | OCT | 15 | 10/15/2009 | 168,000 |
| 16-Oct-2009 | 2009 | 1  | 10 | OCT | 16 | 10/16/2009 | 154,000 |
| 17-Oct-2009 | 2009 | 1  | 10 | OCT | 17 | 10/17/2009 | 118,000 |
| 18-Oct-2009 | 2009 | 1  | 10 | OCT | 18 | 10/18/2009 | 119,000 |
| 19-Oct-2009 | 2009 | 1  | 10 | OCT | 19 | 10/19/2009 | 151,000 |
| 20-Oct-2009 | 2009 | 1  | 10 | OCT | 20 | 10/20/2009 | 139,000 |
| 21-Oct-2009 | 2009 | 1  | 10 | OCT | 21 | 10/21/2009 | 130,000 |
| 22-Oct-2009 | 2009 | 1  | 10 | OCT | 22 | 10/22/2009 | 151,000 |
| 23-Oct-2009 | 2009 | 1  | 10 | OCT | 23 | 10/23/2009 | 163,000 |
| 24-Oct-2009 | 2009 | 1  | 10 | OCT | 24 | 10/24/2009 | 122,000 |
| 25-Oct-2009 | 2009 | 1  | 10 | OCT | 25 | 10/25/2009 | 130,000 |
| 26-Oct-2009 | 2009 | 1  | 10 | OCT | 26 | 10/26/2009 | 142,000 |
| 27-Oct-2009 | 2009 | 1  | 10 | OCT | 27 | 10/27/2009 | 162,000 |
| 28-Oct-2009 | 2009 | 1  | 10 | OCT | 28 | 10/28/2009 | 131,000 |
| 29-Oct-2009 | 2009 | 1  | 10 | OCT | 29 | 10/29/2009 | 124,000 |
| 30-Oct-2009 | 2009 | 1  | 10 | OCT | 30 | 10/30/2009 | 140,000 |
| 31-Oct-2009 | 2009 | 1  | 10 | OCT | 31 | 10/31/2009 | 154,000 |
| 01-Nov-2009 | 2009 | 2  | 11 | NOV | 1  | 11/1/2009  | 145,000 |
| 02-Nov-2009 | 2009 | 2  | 11 | NOV | 2  | 11/2/2009  | 128,000 |
| 03-Nov-2009 | 2009 | 2  | 11 | NOV | 3  | 11/3/2009  | 135,000 |
| 04-Nov-2009 | 2009 | 2  | 11 | NOV | 4  | 11/4/2009  | 134,000 |
| 05-Nov-2009 | 2009 | 2  | 11 | NOV | 5  | 11/5/2009  | 125,000 |
| 06-Nov-2009 | 2009 | 2  | 11 | NOV | 6  | 11/6/2009  | 117,000 |
| 07-Nov-2009 | 2009 | 2  | 11 | NOV | 7  | 11/7/2009  | 115,000 |
| 08-Nov-2009 | 2009 | 2  | 11 | NOV | 8  | 11/8/2009  | 135,000 |
| 09-Nov-2009 | 2009 | 2  | 11 | NOV | 9  | 11/9/2009  | 121,000 |
| 10-Nov-2009 | 2009 | 2  | 11 | NOV | 10 | 11/10/2009 | 99,000  |

|             |      |   |    |     |    |            |         |
|-------------|------|---|----|-----|----|------------|---------|
| 11-Nov-2009 | 2009 | 2 | 11 | NOV | 11 | 11/11/2009 | 104,000 |
| 12-Nov-2009 | 2009 | 2 | 11 | NOV | 12 | 11/12/2009 | 86,000  |
| 13-Nov-2009 | 2009 | 2 | 11 | NOV | 13 | 11/13/2009 | 168,000 |
| 14-Nov-2009 | 2009 | 2 | 11 | NOV | 14 | 11/14/2009 | 158,000 |
| 15-Nov-2009 | 2009 | 2 | 11 | NOV | 15 | 11/15/2009 | 155,000 |
| 16-Nov-2009 | 2009 | 2 | 11 | NOV | 16 | 11/16/2009 | 160,000 |
| 17-Nov-2009 | 2009 | 2 | 11 | NOV | 17 | 11/17/2009 | 177,000 |
| 18-Nov-2009 | 2009 | 2 | 11 | NOV | 18 | 11/18/2009 | 172,000 |
| 19-Nov-2009 | 2009 | 2 | 11 | NOV | 19 | 11/19/2009 | 170,000 |
| 20-Nov-2009 | 2009 | 2 | 11 | NOV | 20 | 11/20/2009 | 165,000 |
| 21-Nov-2009 | 2009 | 2 | 11 | NOV | 21 | 11/21/2009 | 151,000 |
| 22-Nov-2009 | 2009 | 2 | 11 | NOV | 22 | 11/22/2009 | 185,000 |
| 23-Nov-2009 | 2009 | 2 | 11 | NOV | 23 | 11/23/2009 | 184,000 |
| 24-Nov-2009 | 2009 | 2 | 11 | NOV | 24 | 11/24/2009 | 190,000 |
| 25-Nov-2009 | 2009 | 2 | 11 | NOV | 25 | 11/25/2009 | 201,000 |
| 26-Nov-2009 | 2009 | 2 | 11 | NOV | 26 | 11/26/2009 | 208,000 |
| 27-Nov-2009 | 2009 | 2 | 11 | NOV | 27 | 11/27/2009 | 209,000 |
| 28-Nov-2009 | 2009 | 2 | 11 | NOV | 28 | 11/28/2009 | 220,000 |
| 29-Nov-2009 | 2009 | 2 | 11 | NOV | 29 | 11/29/2009 | 216,000 |
| 30-Nov-2009 | 2009 | 2 | 11 | NOV | 30 | 11/30/2009 | 248,000 |
| 01-Dec-2009 | 2009 | 3 | 12 | DEC | 1  | 12/1/2009  | 202,000 |
| 02-Dec-2009 | 2009 | 3 | 12 | DEC | 2  | 12/2/2009  | 208,000 |
| 03-Dec-2009 | 2009 | 3 | 12 | DEC | 3  | 12/3/2009  | 221,000 |
| 04-Dec-2009 | 2009 | 3 | 12 | DEC | 4  | 12/4/2009  | 245,000 |
| 05-Dec-2009 | 2009 | 3 | 12 | DEC | 5  | 12/5/2009  | 244,000 |
| 06-Dec-2009 | 2009 | 3 | 12 | DEC | 6  | 12/6/2009  | 234,000 |
| 07-Dec-2009 | 2009 | 3 | 12 | DEC | 7  | 12/7/2009  | 217,000 |
| 08-Dec-2009 | 2009 | 3 | 12 | DEC | 8  | 12/8/2009  | 234,000 |
| 09-Dec-2009 | 2009 | 3 | 12 | DEC | 9  | 12/9/2009  | 232,000 |
| 10-Dec-2009 | 2009 | 3 | 12 | DEC | 10 | 12/10/2009 | 255,000 |
| 11-Dec-2009 | 2009 | 3 | 12 | DEC | 11 | 12/11/2009 | 262,000 |
| 12-Dec-2009 | 2009 | 3 | 12 | DEC | 12 | 12/12/2009 | 275,000 |
| 13-Dec-2009 | 2009 | 3 | 12 | DEC | 13 | 12/13/2009 | 272,000 |
| 14-Dec-2009 | 2009 | 3 | 12 | DEC | 14 | 12/14/2009 | 244,000 |
| 15-Dec-2009 | 2009 | 3 | 12 | DEC | 15 | 12/15/2009 | 230,000 |
| 16-Dec-2009 | 2009 | 3 | 12 | DEC | 16 | 12/16/2009 | 232,000 |
| 17-Dec-2009 | 2009 | 3 | 12 | DEC | 17 | 12/17/2009 | 223,000 |
| 18-Dec-2009 | 2009 | 3 | 12 | DEC | 18 | 12/18/2009 | 270,000 |
| 19-Dec-2009 | 2009 | 3 | 12 | DEC | 19 | 12/19/2009 | 313,000 |
| 20-Dec-2009 | 2009 | 3 | 12 | DEC | 20 | 12/20/2009 | 325,000 |
| 21-Dec-2009 | 2009 | 3 | 12 | DEC | 21 | 12/21/2009 | 337,000 |
| 22-Dec-2009 | 2009 | 3 | 12 | DEC | 22 | 12/22/2009 | 312,000 |
| 23-Dec-2009 | 2009 | 3 | 12 | DEC | 23 | 12/23/2009 | 305,000 |
| 24-Dec-2009 | 2009 | 3 | 12 | DEC | 24 | 12/24/2009 | 348,000 |
| 25-Dec-2009 | 2009 | 3 | 12 | DEC | 25 | 12/25/2009 | 329,000 |
| 26-Dec-2009 | 2009 | 3 | 12 | DEC | 26 | 12/26/2009 | 355,000 |
| 27-Dec-2009 | 2009 | 3 | 12 | DEC | 27 | 12/27/2009 | 417,000 |
| 28-Dec-2009 | 2009 | 3 | 12 | DEC | 28 | 12/28/2009 | 444,000 |
| 29-Dec-2009 | 2009 | 3 | 12 | DEC | 29 | 12/29/2009 | 489,000 |
| 30-Dec-2009 | 2009 | 3 | 12 | DEC | 30 | 12/30/2009 | 485,000 |
| 31-Dec-2009 | 2009 | 3 | 12 | DEC | 31 | 12/31/2009 | 511,000 |
| 01-Jan-2010 | 2010 | 4 | 1  | JAN | 1  | 1/1/2010   | 505,000 |
| 02-Jan-2010 | 2010 | 4 | 1  | JAN | 2  | 1/2/2010   | 422,000 |
| 03-Jan-2010 | 2010 | 4 | 1  | JAN | 3  | 1/3/2010   | 360,000 |
| 04-Jan-2010 | 2010 | 4 | 1  | JAN | 4  | 1/4/2010   | 239,000 |
| 05-Jan-2010 | 2010 | 4 | 1  | JAN | 5  | 1/5/2010   | 294,000 |
| 06-Jan-2010 | 2010 | 4 | 1  | JAN | 6  | 1/6/2010   | 295,000 |
| 07-Jan-2010 | 2010 | 4 | 1  | JAN | 7  | 1/7/2010   | 319,000 |
| 08-Jan-2010 | 2010 | 4 | 1  | JAN | 8  | 1/8/2010   | 299,000 |
| 09-Jan-2010 | 2010 | 4 | 1  | JAN | 9  | 1/9/2010   | 319,000 |
| 10-Jan-2010 | 2010 | 4 | 1  | JAN | 10 | 1/10/2010  | 325,000 |
| 11-Jan-2010 | 2010 | 4 | 1  | JAN | 11 | 1/11/2010  | 312,000 |
| 12-Jan-2010 | 2010 | 4 | 1  | JAN | 12 | 1/12/2010  | 315,000 |
| 13-Jan-2010 | 2010 | 4 | 1  | JAN | 13 | 1/13/2010  | 296,000 |
| 14-Jan-2010 | 2010 | 4 | 1  | JAN | 14 | 1/14/2010  | 303,000 |
| 15-Jan-2010 | 2010 | 4 | 1  | JAN | 15 | 1/15/2010  | 345,000 |
| 16-Jan-2010 | 2010 | 4 | 1  | JAN | 16 | 1/16/2010  | 384,000 |
| 17-Jan-2010 | 2010 | 4 | 1  | JAN | 17 | 1/17/2010  | 399,000 |
| 18-Jan-2010 | 2010 | 4 | 1  | JAN | 18 | 1/18/2010  | 341,000 |
| 19-Jan-2010 | 2010 | 4 | 1  | JAN | 19 | 1/19/2010  | 328,000 |
| 20-Jan-2010 | 2010 | 4 | 1  | JAN | 20 | 1/20/2010  | 324,000 |
| 21-Jan-2010 | 2010 | 4 | 1  | JAN | 21 | 1/21/2010  | 301,000 |
| 22-Jan-2010 | 2010 | 4 | 1  | JAN | 22 | 1/22/2010  | 315,000 |
| 23-Jan-2010 | 2010 | 4 | 1  | JAN | 23 | 1/23/2010  | 330,000 |
| 24-Jan-2010 | 2010 | 4 | 1  | JAN | 24 | 1/24/2010  | 325,000 |
| 25-Jan-2010 | 2010 | 4 | 1  | JAN | 25 | 1/25/2010  | 307,000 |
| 26-Jan-2010 | 2010 | 4 | 1  | JAN | 26 | 1/26/2010  | 293,000 |
| 27-Jan-2010 | 2010 | 4 | 1  | JAN | 27 | 1/27/2010  | 276,000 |
| 28-Jan-2010 | 2010 | 4 | 1  | JAN | 28 | 1/28/2010  | 285,000 |

|             |      |   |   |     |    |           |         |
|-------------|------|---|---|-----|----|-----------|---------|
| 29-Jan-2010 | 2010 | 4 | 1 | JAN | 29 | 1/29/2010 | 304,000 |
| 30-Jan-2010 | 2010 | 4 | 1 | JAN | 30 | 1/30/2010 | 343,000 |
| 31-Jan-2010 | 2010 | 4 | 1 | JAN | 31 | 1/31/2010 | 326,000 |
| 01-Feb-2010 | 2010 | 5 | 2 | FEB | 1  | 2/1/2010  | 320,000 |
| 02-Feb-2010 | 2010 | 5 | 2 | FEB | 2  | 2/2/2010  | 296,000 |
| 03-Feb-2010 | 2010 | 5 | 2 | FEB | 3  | 2/3/2010  | 298,000 |
| 04-Feb-2010 | 2010 | 5 | 2 | FEB | 4  | 2/4/2010  | 315,000 |
| 05-Feb-2010 | 2010 | 5 | 2 | FEB | 5  | 2/5/2010  | 335,000 |
| 06-Feb-2010 | 2010 | 5 | 2 | FEB | 6  | 2/6/2010  | 371,000 |
| 07-Feb-2010 | 2010 | 5 | 2 | FEB | 7  | 2/7/2010  | 378,000 |
| 08-Feb-2010 | 2010 | 5 | 2 | FEB | 8  | 2/8/2010  | 355,000 |
| 09-Feb-2010 | 2010 | 5 | 2 | FEB | 9  | 2/9/2010  | 344,000 |
| 10-Feb-2010 | 2010 | 5 | 2 | FEB | 10 | 2/10/2010 | 337,000 |
| 11-Feb-2010 | 2010 | 5 | 2 | FEB | 11 | 2/11/2010 | 340,000 |
| 12-Feb-2010 | 2010 | 5 | 2 | FEB | 12 | 2/12/2010 | 356,000 |
| 13-Feb-2010 | 2010 | 5 | 2 | FEB | 13 | 2/13/2010 | 405,000 |
| 14-Feb-2010 | 2010 | 5 | 2 | FEB | 14 | 2/14/2010 | 424,000 |
| 15-Feb-2010 | 2010 | 5 | 2 | FEB | 15 | 2/15/2010 | 404,000 |
| 16-Feb-2010 | 2010 | 5 | 2 | FEB | 16 | 2/16/2010 | 388,000 |
| 17-Feb-2010 | 2010 | 5 | 2 | FEB | 17 | 2/17/2010 | 383,000 |
| 18-Feb-2010 | 2010 | 5 | 2 | FEB | 18 | 2/18/2010 | 383,000 |
| 19-Feb-2010 | 2010 | 5 | 2 | FEB | 19 | 2/19/2010 | 393,000 |
| 20-Feb-2010 | 2010 | 5 | 2 | FEB | 20 | 2/20/2010 | 403,000 |
| 21-Feb-2010 | 2010 | 5 | 2 | FEB | 21 | 2/21/2010 | 395,000 |
| 22-Feb-2010 | 2010 | 5 | 2 | FEB | 22 | 2/22/2010 | 357,000 |
| 23-Feb-2010 | 2010 | 5 | 2 | FEB | 23 | 2/23/2010 | 349,000 |
| 24-Feb-2010 | 2010 | 5 | 2 | FEB | 24 | 2/24/2010 | 361,000 |
| 25-Feb-2010 | 2010 | 5 | 2 | FEB | 25 | 2/25/2010 | 366,000 |
| 26-Feb-2010 | 2010 | 5 | 2 | FEB | 26 | 2/26/2010 | 392,000 |
| 27-Feb-2010 | 2010 | 5 | 2 | FEB | 27 | 2/27/2010 | 390,000 |
| 28-Feb-2010 | 2010 | 5 | 2 | FEB | 28 | 2/28/2010 | 368,000 |
| 01-Mar-2010 | 2010 | 6 | 3 | MAR | 1  | 3/1/2010  | 339,000 |
| 02-Mar-2010 | 2010 | 6 | 3 | MAR | 2  | 3/2/2010  | 339,000 |
| 03-Mar-2010 | 2010 | 6 | 3 | MAR | 3  | 3/3/2010  | 346,000 |
| 04-Mar-2010 | 2010 | 6 | 3 | MAR | 4  | 3/4/2010  | 362,000 |
| 05-Mar-2010 | 2010 | 6 | 3 | MAR | 5  | 3/5/2010  | 375,000 |
| 06-Mar-2010 | 2010 | 6 | 3 | MAR | 6  | 3/6/2010  | 395,000 |
| 07-Mar-2010 | 2010 | 6 | 3 | MAR | 7  | 3/7/2010  | 409,000 |
| 08-Mar-2010 | 2010 | 6 | 3 | MAR | 8  | 3/8/2010  | 390,000 |
| 09-Mar-2010 | 2010 | 6 | 3 | MAR | 9  | 3/9/2010  | 380,000 |
| 10-Mar-2010 | 2010 | 6 | 3 | MAR | 10 | 3/10/2010 | 369,000 |
| 11-Mar-2010 | 2010 | 6 | 3 | MAR | 11 | 3/11/2010 | 365,000 |
| 12-Mar-2010 | 2010 | 6 | 3 | MAR | 12 | 3/12/2010 | 374,000 |
| 13-Mar-2010 | 2010 | 6 | 3 | MAR | 13 | 3/13/2010 | 371,000 |
| 14-Mar-2010 | 2010 | 6 | 3 | MAR | 14 | 3/14/2010 | 431,000 |
| 15-Mar-2010 | 2010 | 6 | 3 | MAR | 15 | 3/15/2010 | 416,000 |
| 16-Mar-2010 | 2010 | 6 | 3 | MAR | 16 | 3/16/2010 | 403,000 |
| 17-Mar-2010 | 2010 | 6 | 3 | MAR | 17 | 3/17/2010 | 401,000 |
| 18-Mar-2010 | 2010 | 6 | 3 | MAR | 18 | 3/18/2010 | 351,000 |
| 19-Mar-2010 | 2010 | 6 | 3 | MAR | 19 | 3/19/2010 | 374,000 |
| 20-Mar-2010 | 2010 | 6 | 3 | MAR | 20 | 3/20/2010 | 355,000 |
| 21-Mar-2010 | 2010 | 6 | 3 | MAR | 21 | 3/21/2010 | 327,000 |
| 22-Mar-2010 | 2010 | 6 | 3 | MAR | 22 | 3/22/2010 | 302,000 |
| 23-Mar-2010 | 2010 | 6 | 3 | MAR | 23 | 3/23/2010 | 289,000 |
| 24-Mar-2010 | 2010 | 6 | 3 | MAR | 24 | 3/24/2010 | 300,000 |
| 25-Mar-2010 | 2010 | 6 | 3 | MAR | 25 | 3/25/2010 | 276,000 |
| 26-Mar-2010 | 2010 | 6 | 3 | MAR | 26 | 3/26/2010 | 268,000 |
| 27-Mar-2010 | 2010 | 6 | 3 | MAR | 27 | 3/27/2010 | 340,000 |
| 28-Mar-2010 | 2010 | 6 | 3 | MAR | 28 | 3/28/2010 | 335,000 |
| 29-Mar-2010 | 2010 | 6 | 3 | MAR | 29 | 3/29/2010 | 324,000 |
| 30-Mar-2010 | 2010 | 6 | 3 | MAR | 30 | 3/30/2010 | 354,000 |
| 31-Mar-2010 | 2010 | 6 | 3 | MAR | 31 | 3/31/2010 | 383,000 |
| 01-Apr-2010 | 2010 | 7 | 4 | APR | 1  | 4/1/2010  | 398,000 |
| 02-Apr-2010 | 2010 | 7 | 4 | APR | 2  | 4/2/2010  | 374,000 |
| 03-Apr-2010 | 2010 | 7 | 4 | APR | 3  | 4/3/2010  | 375,000 |
| 04-Apr-2010 | 2010 | 7 | 4 | APR | 4  | 4/4/2010  | 340,000 |
| 05-Apr-2010 | 2010 | 7 | 4 | APR | 5  | 4/5/2010  | 309,000 |
| 06-Apr-2010 | 2010 | 7 | 4 | APR | 6  | 4/6/2010  | 321,000 |
| 07-Apr-2010 | 2010 | 7 | 4 | APR | 7  | 4/7/2010  | 355,000 |
| 08-Apr-2010 | 2010 | 7 | 4 | APR | 8  | 4/8/2010  | 345,000 |
| 09-Apr-2010 | 2010 | 7 | 4 | APR | 9  | 4/9/2010  | 369,000 |
| 10-Apr-2010 | 2010 | 7 | 4 | APR | 10 | 4/10/2010 | 338,000 |
| 11-Apr-2010 | 2010 | 7 | 4 | APR | 11 | 4/11/2010 | SCADA   |
| 12-Apr-2010 | 2010 | 7 | 4 | APR | 12 | 4/12/2010 | DOWN    |
| 13-Apr-2010 | 2010 | 7 | 4 | APR | 13 | 4/13/2010 | 884,000 |
| 14-Apr-2010 | 2010 | 7 | 4 | APR | 14 | 4/14/2010 | 269,000 |
| 15-Apr-2010 | 2010 | 7 | 4 | APR | 15 | 4/15/2010 | 230,000 |
| 16-Apr-2010 | 2010 | 7 | 4 | APR | 16 | 4/16/2010 | 232,000 |
| 17-Apr-2010 | 2010 | 7 | 4 | APR | 17 | 4/17/2010 | 233,000 |

|             |      |    |   |     |    |           |         |
|-------------|------|----|---|-----|----|-----------|---------|
| 18-Apr-2010 | 2010 | 7  | 4 | APR | 18 | 4/18/2010 | 240,000 |
| 19-Apr-2010 | 2010 | 7  | 4 | APR | 19 | 4/19/2010 | SCADA   |
| 20-Apr-2010 | 2010 | 7  | 4 | APR | 20 | 4/20/2010 | DOWN    |
| 21-Apr-2010 | 2010 | 7  | 4 | APR | 21 | 4/21/2010 | 953,000 |
| 22-Apr-2010 | 2010 | 7  | 4 | APR | 22 | 4/22/2010 | 400,000 |
| 23-Apr-2010 | 2010 | 7  | 4 | APR | 23 | 4/23/2010 | 379,000 |
| 24-Apr-2010 | 2010 | 7  | 4 | APR | 24 | 4/24/2010 | 340,000 |
| 25-Apr-2010 | 2010 | 7  | 4 | APR | 25 | 4/25/2010 | 307,000 |
| 26-Apr-2010 | 2010 | 7  | 4 | APR | 26 | 4/26/2010 | 320,000 |
| 27-Apr-2010 | 2010 | 7  | 4 | APR | 27 | 4/27/2010 | 336,000 |
| 28-Apr-2010 | 2010 | 7  | 4 | APR | 28 | 4/28/2010 | 308,000 |
| 29-Apr-2010 | 2010 | 7  | 4 | APR | 29 | 4/29/2010 | 266,000 |
| 30-Apr-2010 | 2010 | 7  | 4 | APR | 30 | 4/30/2010 | 282,000 |
| 01-May-2010 | 2010 | 8  | 5 | MAY | 1  | 5/1/2010  | 260,000 |
| 02-May-2010 | 2010 | 8  | 5 | MAY | 2  | 5/2/2010  | 269,000 |
| 03-May-2010 | 2010 | 8  | 5 | MAY | 3  | 5/3/2010  | 286,000 |
| 04-May-2010 | 2010 | 8  | 5 | MAY | 4  | 5/4/2010  | 304,000 |
| 05-May-2010 | 2010 | 8  | 5 | MAY | 5  | 5/5/2010  | 256,000 |
| 06-May-2010 | 2010 | 8  | 5 | MAY | 6  | 5/6/2010  | 240,000 |
| 07-May-2010 | 2010 | 8  | 5 | MAY | 7  | 5/7/2010  | 341,000 |
| 08-May-2010 | 2010 | 8  | 5 | MAY | 8  | 5/8/2010  | 158,000 |
| 09-May-2010 | 2010 | 8  | 5 | MAY | 9  | 5/9/2010  | 162,000 |
| 10-May-2010 | 2010 | 8  | 5 | MAY | 10 | 5/10/2010 | 191,000 |
| 11-May-2010 | 2010 | 8  | 5 | MAY | 11 | 5/11/2010 | 254,000 |
| 12-May-2010 | 2010 | 8  | 5 | MAY | 12 | 5/12/2010 | 201,000 |
| 13-May-2010 | 2010 | 8  | 5 | MAY | 13 | 5/13/2010 | 210,000 |
| 14-May-2010 | 2010 | 8  | 5 | MAY | 14 | 5/14/2010 | 260,000 |
| 15-May-2010 | 2010 | 8  | 5 | MAY | 15 | 5/15/2010 | 284,000 |
| 16-May-2010 | 2010 | 8  | 5 | MAY | 16 | 5/16/2010 | 304,000 |
| 17-May-2010 | 2010 | 8  | 5 | MAY | 17 | 5/17/2010 | 336,000 |
| 18-May-2010 | 2010 | 8  | 5 | MAY | 18 | 5/18/2010 | 363,000 |
| 19-May-2010 | 2010 | 8  | 5 | MAY | 19 | 5/19/2010 | 392,000 |
| 20-May-2010 | 2010 | 8  | 5 | MAY | 20 | 5/20/2010 | 383,000 |
| 21-May-2010 | 2010 | 8  | 5 | MAY | 21 | 5/21/2010 | 341,000 |
| 22-May-2010 | 2010 | 8  | 5 | MAY | 22 | 5/22/2010 | 316,000 |
| 23-May-2010 | 2010 | 8  | 5 | MAY | 23 | 5/23/2010 | 287,000 |
| 24-May-2010 | 2010 | 8  | 5 | MAY | 24 | 5/24/2010 | 281,000 |
| 25-May-2010 | 2010 | 8  | 5 | MAY | 25 | 5/25/2010 | 250,000 |
| 26-May-2010 | 2010 | 8  | 5 | MAY | 26 | 5/26/2010 | 250,000 |
| 27-May-2010 | 2010 | 8  | 5 | MAY | 27 | 5/27/2010 | 243,000 |
| 28-May-2010 | 2010 | 8  | 5 | MAY | 28 | 5/28/2010 | 309,000 |
| 29-May-2010 | 2010 | 8  | 5 | MAY | 29 | 5/29/2010 | 315,000 |
| 30-May-2010 | 2010 | 8  | 5 | MAY | 30 | 5/30/2010 | 295,000 |
| 31-May-2010 | 2010 | 8  | 5 | MAY | 31 | 5/31/2010 | 288,000 |
| 01-Jun-2010 | 2010 | 9  | 6 | JUN | 1  | 6/1/2010  | 304,000 |
| 02-Jun-2010 | 2010 | 9  | 6 | JUN | 2  | 6/2/2010  | 280,000 |
| 03-Jun-2010 | 2010 | 9  | 6 | JUN | 3  | 6/3/2010  | 281,000 |
| 04-Jun-2010 | 2010 | 9  | 6 | JUN | 4  | 6/4/2010  | 336,000 |
| 05-Jun-2010 | 2010 | 9  | 6 | JUN | 5  | 6/5/2010  | 318,000 |
| 06-Jun-2010 | 2010 | 9  | 6 | JUN | 6  | 6/6/2010  | 314,000 |
| 07-Jun-2010 | 2010 | 9  | 6 | JUN | 7  | 6/7/2010  | 318,000 |
| 08-Jun-2010 | 2010 | 9  | 6 | JUN | 8  | 6/8/2010  | 294,000 |
| 09-Jun-2010 | 2010 | 9  | 6 | JUN | 9  | 6/9/2010  | 333,000 |
| 10-Jun-2010 | 2010 | 9  | 6 | JUN | 10 | 6/10/2010 | 434,000 |
| 11-Jun-2010 | 2010 | 9  | 6 | JUN | 11 | 6/11/2010 | 409,000 |
| 12-Jun-2010 | 2010 | 9  | 6 | JUN | 12 | 6/12/2010 | 349,000 |
| 13-Jun-2010 | 2010 | 9  | 6 | JUN | 13 | 6/13/2010 | 333,000 |
| 14-Jun-2010 | 2010 | 9  | 6 | JUN | 14 | 6/14/2010 | 321,000 |
| 15-Jun-2010 | 2010 | 9  | 6 | JUN | 15 | 6/15/2010 | 294,000 |
| 16-Jun-2010 | 2010 | 9  | 6 | JUN | 16 | 6/16/2010 | 344,000 |
| 17-Jun-2010 | 2010 | 9  | 6 | JUN | 17 | 6/17/2010 | 365,000 |
| 18-Jun-2010 | 2010 | 9  | 6 | JUN | 18 | 6/18/2010 | 312,000 |
| 19-Jun-2010 | 2010 | 9  | 6 | JUN | 19 | 6/19/2010 | 281,000 |
| 20-Jun-2010 | 2010 | 9  | 6 | JUN | 20 | 6/20/2010 | 286,000 |
| 21-Jun-2010 | 2010 | 9  | 6 | JUN | 21 | 6/21/2010 | 295,000 |
| 22-Jun-2010 | 2010 | 9  | 6 | JUN | 22 | 6/22/2010 | 270,000 |
| 23-Jun-2010 | 2010 | 9  | 6 | JUN | 23 | 6/23/2010 | 274,000 |
| 24-Jun-2010 | 2010 | 9  | 6 | JUN | 24 | 6/24/2010 | 288,000 |
| 25-Jun-2010 | 2010 | 9  | 6 | JUN | 25 | 6/25/2010 | 287,000 |
| 26-Jun-2010 | 2010 | 9  | 6 | JUN | 26 | 6/26/2010 | 301,000 |
| 27-Jun-2010 | 2010 | 9  | 6 | JUN | 27 | 6/27/2010 | 311,000 |
| 28-Jun-2010 | 2010 | 9  | 6 | JUN | 28 | 6/28/2010 | 279,000 |
| 29-Jun-2010 | 2010 | 9  | 6 | JUN | 29 | 6/29/2010 | 292,000 |
| 30-Jun-2010 | 2010 | 9  | 6 | JUN | 30 | 6/30/2010 | 271,000 |
| 01-Jul-2010 | 2010 | 10 | 7 | JUL | 1  | 7/1/2010  | 295,000 |
| 02-Jul-2010 | 2010 | 10 | 7 | JUL | 2  | 7/2/2010  | 315,000 |
| 03-Jul-2010 | 2010 | 10 | 7 | JUL | 3  | 7/3/2010  | 320,000 |
| 04-Jul-2010 | 2010 | 10 | 7 | JUL | 4  | 7/4/2010  | 373,000 |
| 05-Jul-2010 | 2010 | 10 | 7 | JUL | 5  | 7/5/2010  | 355,000 |

|             |      |    |   |     |    |           |         |
|-------------|------|----|---|-----|----|-----------|---------|
| 06-Jul-2010 | 2010 | 10 | 7 | JUL | 6  | 7/6/2010  | 381,000 |
| 07-Jul-2010 | 2010 | 10 | 7 | JUL | 7  | 7/7/2010  | 323,000 |
| 08-Jul-2010 | 2010 | 10 | 7 | JUL | 8  | 7/8/2010  | 320,000 |
| 09-Jul-2010 | 2010 | 10 | 7 | JUL | 9  | 7/9/2010  | 312,000 |
| 10-Jul-2010 | 2010 | 10 | 7 | JUL | 10 | 7/10/2010 | 305,000 |
| 11-Jul-2010 | 2010 | 10 | 7 | JUL | 11 | 7/11/2010 | 311,000 |
| 12-Jul-2010 | 2010 | 10 | 7 | JUL | 12 | 7/12/2010 | 314,000 |
| 13-Jul-2010 | 2010 | 10 | 7 | JUL | 13 | 7/13/2010 | 302,000 |
| 14-Jul-2010 | 2010 | 10 | 7 | JUL | 14 | 7/14/2010 | 308,000 |
| 15-Jul-2010 | 2010 | 10 | 7 | JUL | 15 | 7/15/2010 | 304,000 |
| 16-Jul-2010 | 2010 | 10 | 7 | JUL | 16 | 7/16/2010 | 294,000 |
| 17-Jul-2010 | 2010 | 10 | 7 | JUL | 17 | 7/17/2010 | 271,000 |
| 18-Jul-2010 | 2010 | 10 | 7 | JUL | 18 | 7/18/2010 | 285,000 |
| 19-Jul-2010 | 2010 | 10 | 7 | JUL | 19 | 7/19/2010 | 279,000 |
| 20-Jul-2010 | 2010 | 10 | 7 | JUL | 20 | 7/20/2010 | 285,000 |
| 21-Jul-2010 | 2010 | 10 | 7 | JUL | 21 | 7/21/2010 | 297,000 |
| 22-Jul-2010 | 2010 | 10 | 7 | JUL | 22 | 7/22/2010 | 302,000 |
| 23-Jul-2010 | 2010 | 10 | 7 | JUL | 23 | 7/23/2010 | 288,000 |
| 24-Jul-2010 | 2010 | 10 | 7 | JUL | 24 | 7/24/2010 | 296,000 |
| 25-Jul-2010 | 2010 | 10 | 7 | JUL | 25 | 7/25/2010 | 286,000 |
| 26-Jul-2010 | 2010 | 10 | 7 | JUL | 26 | 7/26/2010 | 300,000 |
| 27-Jul-2010 | 2010 | 10 | 7 | JUL | 27 | 7/27/2010 | 312,000 |
| 28-Jul-2010 | 2010 | 10 | 7 | JUL | 28 | 7/28/2010 | 327,000 |
| 29-Jul-2010 | 2010 | 10 | 7 | JUL | 29 | 7/29/2010 | 331,000 |
| 30-Jul-2010 | 2010 | 10 | 7 | JUL | 30 | 7/30/2010 | 340,000 |
| 31-Jul-2010 | 2010 | 10 | 7 | JUL | 31 | 7/31/2010 | 333,000 |
| 01-Aug-2010 | 2010 | 11 | 8 | AUG | 1  | 8/1/2010  | 313,000 |
| 02-Aug-2010 | 2010 | 11 | 8 | AUG | 2  | 8/2/2010  | 282,000 |
| 03-Aug-2010 | 2010 | 11 | 8 | AUG | 3  | 8/3/2010  | 275,000 |
| 04-Aug-2010 | 2010 | 11 | 8 | AUG | 4  | 8/4/2010  | 303,000 |
| 05-Aug-2010 | 2010 | 11 | 8 | AUG | 5  | 8/5/2010  | 284,000 |
| 06-Aug-2010 | 2010 | 11 | 8 | AUG | 6  | 8/6/2010  | 289,000 |
| 07-Aug-2010 | 2010 | 11 | 8 | AUG | 7  | 8/7/2010  | 302,000 |
| 08-Aug-2010 | 2010 | 11 | 8 | AUG | 8  | 8/8/2010  | 294,000 |
| 09-Aug-2010 | 2010 | 11 | 8 | AUG | 9  | 8/9/2010  | 317,000 |
| 10-Aug-2010 | 2010 | 11 | 8 | AUG | 10 | 8/10/2010 | 326,000 |
| 11-Aug-2010 | 2010 | 11 | 8 | AUG | 11 | 8/11/2010 | 285,000 |
| 12-Aug-2010 | 2010 | 11 | 8 | AUG | 12 | 8/12/2010 | 288,000 |
| 13-Aug-2010 | 2010 | 11 | 8 | AUG | 13 | 8/13/2010 | 327,000 |
| 14-Aug-2010 | 2010 | 11 | 8 | AUG | 14 | 8/14/2010 | 278,000 |
| 15-Aug-2010 | 2010 | 11 | 8 | AUG | 15 | 8/15/2010 | 273,000 |
| 16-Aug-2010 | 2010 | 11 | 8 | AUG | 16 | 8/16/2010 | 295,000 |
| 17-Aug-2010 | 2010 | 11 | 8 | AUG | 17 | 8/17/2010 | 275,000 |
| 18-Aug-2010 | 2010 | 11 | 8 | AUG | 18 | 8/18/2010 | 233,000 |
| 19-Aug-2010 | 2010 | 11 | 8 | AUG | 19 | 8/19/2010 | 240,000 |
| 20-Aug-2010 | 2010 | 11 | 8 | AUG | 20 | 8/20/2010 | 287,000 |
| 21-Aug-2010 | 2010 | 11 | 8 | AUG | 21 | 8/21/2010 | 291,000 |
| 22-Aug-2010 | 2010 | 11 | 8 | AUG | 22 | 8/22/2010 | 289,000 |
| 23-Aug-2010 | 2010 | 11 | 8 | AUG | 23 | 8/23/2010 | 323,000 |
| 24-Aug-2010 | 2010 | 11 | 8 | AUG | 24 | 8/24/2010 | 287,000 |
| 25-Aug-2010 | 2010 | 11 | 8 | AUG | 25 | 8/25/2010 | 330,000 |
| 26-Aug-2010 | 2010 | 11 | 8 | AUG | 26 | 8/26/2010 | 267,000 |
| 27-Aug-2010 | 2010 | 11 | 8 | AUG | 27 | 8/27/2010 | 276,000 |
| 28-Aug-2010 | 2010 | 11 | 8 | AUG | 28 | 8/28/2010 | 258,000 |
| 29-Aug-2010 | 2010 | 11 | 8 | AUG | 29 | 8/29/2010 | 262,000 |
| 30-Aug-2010 | 2010 | 11 | 8 | AUG | 30 | 8/30/2010 | 274,000 |
| 31-Aug-2010 | 2010 | 11 | 8 | AUG | 31 | 8/31/2010 | 297,000 |
| 01-Sep-2010 | 2010 | 12 | 9 | SEP | 1  | 9/1/2010  | 253,000 |
| 02-Sep-2010 | 2010 | 12 | 9 | SEP | 2  | 9/2/2010  | 266,000 |
| 03-Sep-2010 | 2010 | 12 | 9 | SEP | 3  | 9/3/2010  | 272,000 |
| 04-Sep-2010 | 2010 | 12 | 9 | SEP | 4  | 9/4/2010  | 312,000 |
| 05-Sep-2010 | 2010 | 12 | 9 | SEP | 5  | 9/5/2010  | 319,000 |
| 06-Sep-2010 | 2010 | 12 | 9 | SEP | 6  | 9/6/2010  | 310,000 |
| 07-Sep-2010 | 2010 | 12 | 9 | SEP | 7  | 9/7/2010  | 277,000 |
| 08-Sep-2010 | 2010 | 12 | 9 | SEP | 8  | 9/8/2010  | 267,000 |
| 09-Sep-2010 | 2010 | 12 | 9 | SEP | 9  | 9/9/2010  | 259,000 |
| 10-Sep-2010 | 2010 | 12 | 9 | SEP | 10 | 9/10/2010 | 286,000 |
| 11-Sep-2010 | 2010 | 12 | 9 | SEP | 11 | 9/11/2010 | 246,000 |
| 12-Sep-2010 | 2010 | 12 | 9 | SEP | 12 | 9/12/2010 | 255,000 |
| 13-Sep-2010 | 2010 | 12 | 9 | SEP | 13 | 9/13/2010 | 259,000 |
| 14-Sep-2010 | 2010 | 12 | 9 | SEP | 14 | 9/14/2010 | 240,000 |
| 15-Sep-2010 | 2010 | 12 | 9 | SEP | 15 | 9/15/2010 | 260,000 |
| 16-Sep-2010 | 2010 | 12 | 9 | SEP | 16 | 9/16/2010 | 286,000 |
| 17-Sep-2010 | 2010 | 12 | 9 | SEP | 17 | 9/17/2010 | 251,000 |
| 18-Sep-2010 | 2010 | 12 | 9 | SEP | 18 | 9/18/2010 | 244,000 |
| 19-Sep-2010 | 2010 | 12 | 9 | SEP | 19 | 9/19/2010 | 236,000 |
| 20-Sep-2010 | 2010 | 12 | 9 | SEP | 20 | 9/20/2010 | 235,000 |
| 21-Sep-2010 | 2010 | 12 | 9 | SEP | 21 | 9/21/2010 | 198,000 |
| 22-Sep-2010 | 2010 | 12 | 9 | SEP | 22 | 9/22/2010 | 183,000 |

|             |      |    |    |     |    |            |         |
|-------------|------|----|----|-----|----|------------|---------|
| 23-Sep-2010 | 2010 | 12 | 9  | SEP | 23 | 9/23/2010  | 190,000 |
| 24-Sep-2010 | 2010 | 12 | 9  | SEP | 24 | 9/24/2010  | 204,000 |
| 25-Sep-2010 | 2010 | 12 | 9  | SEP | 25 | 9/25/2010  | 199,000 |
| 26-Sep-2010 | 2010 | 12 | 9  | SEP | 26 | 9/26/2010  | 180,000 |
| 27-Sep-2010 | 2010 | 12 | 9  | SEP | 27 | 9/27/2010  | 161,000 |
| 28-Sep-2010 | 2010 | 12 | 9  | SEP | 28 | 9/28/2010  | 162,000 |
| 29-Sep-2010 | 2010 | 12 | 9  | SEP | 29 | 9/29/2010  | 176,000 |
| 30-Sep-2010 | 2010 | 12 | 9  | SEP | 30 | 9/30/2010  | 150,000 |
| 01-Oct-2010 | 2010 | 1  | 10 | OCT | 1  | 10/1/2010  | 159,000 |
| 02-Oct-2010 | 2010 | 1  | 10 | OCT | 2  | 10/2/2010  | 145,000 |
| 03-Oct-2010 | 2010 | 1  | 10 | OCT | 3  | 10/3/2010  | 149,000 |
| 04-Oct-2010 | 2010 | 1  | 10 | OCT | 4  | 10/4/2010  | 152,000 |
| 05-Oct-2010 | 2010 | 1  | 10 | OCT | 5  | 10/5/2010  | 147,000 |
| 06-Oct-2010 | 2010 | 1  | 10 | OCT | 6  | 10/6/2010  | 153,000 |
| 07-Oct-2010 | 2010 | 1  | 10 | OCT | 7  | 10/7/2010  | 142,000 |
| 08-Oct-2010 | 2010 | 1  | 10 | OCT | 8  | 10/8/2010  | 131,000 |
| 09-Oct-2010 | 2010 | 1  | 10 | OCT | 9  | 10/9/2010  | 133,000 |
| 10-Oct-2010 | 2010 | 1  | 10 | OCT | 10 | 10/10/2010 | 144,000 |
| 11-Oct-2010 | 2010 | 1  | 10 | OCT | 11 | 10/11/2010 | 153,000 |
| 12-Oct-2010 | 2010 | 1  | 10 | OCT | 12 | 10/12/2010 | 162,000 |
| 13-Oct-2010 | 2010 | 1  | 10 | OCT | 13 | 10/13/2010 | 141,000 |
| 14-Oct-2010 | 2010 | 1  | 10 | OCT | 14 | 10/14/2010 | 139,000 |
| 15-Oct-2010 | 2010 | 1  | 10 | OCT | 15 | 10/15/2010 | 167,000 |
| 16-Oct-2010 | 2010 | 1  | 10 | OCT | 16 | 10/16/2010 | 160,000 |
| 17-Oct-2010 | 2010 | 1  | 10 | OCT | 17 | 10/17/2010 | 164,000 |
| 18-Oct-2010 | 2010 | 1  | 10 | OCT | 18 | 10/18/2010 | 149,000 |
| 19-Oct-2010 | 2010 | 1  | 10 | OCT | 19 | 10/19/2010 | 142,000 |
| 20-Oct-2010 | 2010 | 1  | 10 | OCT | 20 | 10/20/2010 | 178,000 |
| 21-Oct-2010 | 2010 | 1  | 10 | OCT | 21 | 10/21/2010 | 182,000 |
| 22-Oct-2010 | 2010 | 1  | 10 | OCT | 22 | 10/22/2010 | 166,000 |
| 23-Oct-2010 | 2010 | 1  | 10 | OCT | 23 | 10/23/2010 | 136,000 |
| 24-Oct-2010 | 2010 | 1  | 10 | OCT | 24 | 10/24/2010 | 157,000 |
| 25-Oct-2010 | 2010 | 1  | 10 | OCT | 25 | 10/25/2010 | 171,000 |
| 26-Oct-2010 | 2010 | 1  | 10 | OCT | 26 | 10/26/2010 | 159,000 |
| 27-Oct-2010 | 2010 | 1  | 10 | OCT | 27 | 10/27/2010 | 171,000 |
| 28-Oct-2010 | 2010 | 1  | 10 | OCT | 28 | 10/28/2010 | 157,000 |
| 29-Oct-2010 | 2010 | 1  | 10 | OCT | 29 | 10/29/2010 | 164,000 |
| 30-Oct-2010 | 2010 | 1  | 10 | OCT | 30 | 10/30/2010 | 148,000 |
| 31-Oct-2010 | 2010 | 1  | 10 | OCT | 31 | 10/31/2010 | 165,000 |
| 01-Nov-2010 | 2010 | 2  | 11 | NOV | 1  | 11/1/2010  | 174,000 |
| 02-Nov-2010 | 2010 | 2  | 11 | NOV | 2  | 11/2/2010  | 169,000 |
| 03-Nov-2010 | 2010 | 2  | 11 | NOV | 3  | 11/3/2010  | 170,000 |
| 04-Nov-2010 | 2010 | 2  | 11 | NOV | 4  | 11/4/2010  | 178,000 |
| 05-Nov-2010 | 2010 | 2  | 11 | NOV | 5  | 11/5/2010  | 177,000 |
| 06-Nov-2010 | 2010 | 2  | 11 | NOV | 6  | 11/6/2010  | 163,000 |
| 07-Nov-2010 | 2010 | 2  | 11 | NOV | 7  | 11/7/2010  | 169,000 |
| 08-Nov-2010 | 2010 | 2  | 11 | NOV | 8  | 11/8/2010  | 175,000 |
| 09-Nov-2010 | 2010 | 2  | 11 | NOV | 9  | 11/9/2010  | 192,000 |
| 10-Nov-2010 | 2010 | 2  | 11 | NOV | 10 | 11/10/2010 | 174,000 |
| 11-Nov-2010 | 2010 | 2  | 11 | NOV | 11 | 11/11/2010 | 164,000 |
| 12-Nov-2010 | 2010 | 2  | 11 | NOV | 12 | 11/12/2010 | 170,000 |
| 13-Nov-2010 | 2010 | 2  | 11 | NOV | 13 | 11/13/2010 | 161,000 |
| 14-Nov-2010 | 2010 | 2  | 11 | NOV | 14 | 11/14/2010 | 173,000 |
| 15-Nov-2010 | 2010 | 2  | 11 | NOV | 15 | 11/15/2010 | 141,000 |
| 16-Nov-2010 | 2010 | 2  | 11 | NOV | 16 | 11/16/2010 | 153,000 |
| 17-Nov-2010 | 2010 | 2  | 11 | NOV | 17 | 11/17/2010 | 147,000 |
| 18-Nov-2010 | 2010 | 2  | 11 | NOV | 18 | 11/18/2010 | 177,000 |
| 19-Nov-2010 | 2010 | 2  | 11 | NOV | 19 | 11/19/2010 | 189,000 |
| 20-Nov-2010 | 2010 | 2  | 11 | NOV | 20 | 11/20/2010 | 206,000 |
| 21-Nov-2010 | 2010 | 2  | 11 | NOV | 21 | 11/21/2010 | 205,000 |
| 22-Nov-2010 | 2010 | 2  | 11 | NOV | 22 | 11/22/2010 | 225,000 |
| 23-Nov-2010 | 2010 | 2  | 11 | NOV | 23 | 11/23/2010 | 227,000 |
| 24-Nov-2010 | 2010 | 2  | 11 | NOV | 24 | 11/24/2010 | 236,000 |
| 25-Nov-2010 | 2010 | 2  | 11 | NOV | 25 | 11/25/2010 | 258,000 |
| 26-Nov-2010 | 2010 | 2  | 11 | NOV | 26 | 11/26/2010 | 254,000 |
| 27-Nov-2010 | 2010 | 2  | 11 | NOV | 27 | 11/27/2010 | 275,000 |
| 28-Nov-2010 | 2010 | 2  | 11 | NOV | 28 | 11/28/2010 | 262,000 |
| 29-Nov-2010 | 2010 | 2  | 11 | NOV | 29 | 11/29/2010 | 253,000 |
| 30-Nov-2010 | 2010 | 2  | 11 | NOV | 30 | 11/30/2010 | 238,000 |
| 01-Dec-2010 | 2010 | 3  | 12 | DEC | 1  | 12/1/2010  | 249,000 |
| 02-Dec-2010 | 2010 | 3  | 12 | DEC | 2  | 12/2/2010  | 287,000 |
| 03-Dec-2010 | 2010 | 3  | 12 | DEC | 3  | 12/3/2010  | 285,000 |
| 04-Dec-2010 | 2010 | 3  | 12 | DEC | 4  | 12/4/2010  | 274,000 |
| 05-Dec-2010 | 2010 | 3  | 12 | DEC | 5  | 12/5/2010  | 274,000 |
| 06-Dec-2010 | 2010 | 3  | 12 | DEC | 6  | 12/6/2010  | 270,000 |
| 07-Dec-2010 | 2010 | 3  | 12 | DEC | 7  | 12/7/2010  | 242,000 |
| 08-Dec-2010 | 2010 | 3  | 12 | DEC | 8  | 12/8/2010  | 249,000 |
| 09-Dec-2010 | 2010 | 3  | 12 | DEC | 9  | 12/9/2010  | 245,000 |
| 10-Dec-2010 | 2010 | 3  | 12 | DEC | 10 | 12/10/2010 | 272,000 |

|             |      |   |    |     |    |            |         |
|-------------|------|---|----|-----|----|------------|---------|
| 11-Dec-2010 | 2010 | 3 | 12 | DEC | 11 | 12/11/2010 | 275,000 |
| 12-Dec-2010 | 2010 | 3 | 12 | DEC | 12 | 12/12/2010 | 286,000 |
| 13-Dec-2010 | 2010 | 3 | 12 | DEC | 13 | 12/13/2010 | 286,000 |
| 14-Dec-2010 | 2010 | 3 | 12 | DEC | 14 | 12/14/2010 | 306,000 |
| 15-Dec-2010 | 2010 | 3 | 12 | DEC | 15 | 12/15/2010 | 288,000 |
| 16-Dec-2010 | 2010 | 3 | 12 | DEC | 16 | 12/16/2010 | 292,000 |
| 17-Dec-2010 | 2010 | 3 | 12 | DEC | 17 | 12/17/2010 | 296,000 |
| 18-Dec-2010 | 2010 | 3 | 12 | DEC | 18 | 12/18/2010 | 349,000 |
| 19-Dec-2010 | 2010 | 3 | 12 | DEC | 19 | 12/19/2010 | 373,000 |
| 20-Dec-2010 | 2010 | 3 | 12 | DEC | 20 | 12/20/2010 | 370,000 |
| 21-Dec-2010 | 2010 | 3 | 12 | DEC | 21 | 12/21/2010 | 362,000 |
| 22-Dec-2010 | 2010 | 3 | 12 | DEC | 22 | 12/22/2010 | 369,000 |
| 23-Dec-2010 | 2010 | 3 | 12 | DEC | 23 | 12/23/2010 | 374,000 |
| 24-Dec-2010 | 2010 | 3 | 12 | DEC | 24 | 12/24/2010 | 391,000 |
| 25-Dec-2010 | 2010 | 3 | 12 | DEC | 25 | 12/25/2010 | 394,000 |
| 26-Dec-2010 | 2010 | 3 | 12 | DEC | 26 | 12/26/2010 | 416,000 |
| 27-Dec-2010 | 2010 | 3 | 12 | DEC | 27 | 12/27/2010 | 498,000 |
| 28-Dec-2010 | 2010 | 3 | 12 | DEC | 28 | 12/28/2010 | 524,000 |
| 29-Dec-2010 | 2010 | 3 | 12 | DEC | 29 | 12/29/2010 | 512,000 |
| 30-Dec-2010 | 2010 | 3 | 12 | DEC | 30 | 12/30/2010 | 543,000 |
| 31-Dec-2010 | 2010 | 3 | 12 | DEC | 31 | 12/31/2010 | 550,000 |
| 01-Jan-2011 | 2011 | 4 | 1  | JAN | 1  | 1/1/2011   | 535,000 |
| 02-Jan-2011 | 2011 | 4 | 1  | JAN | 2  | 1/2/2011   | 426,000 |
| 03-Jan-2011 | 2011 | 4 | 1  | JAN | 3  | 1/3/2011   | 381,000 |
| 04-Jan-2011 | 2011 | 4 | 1  | JAN | 4  | 1/4/2011   | 366,000 |
| 05-Jan-2011 | 2011 | 4 | 1  | JAN | 5  | 1/5/2011   | 351,000 |
| 06-Jan-2011 | 2011 | 4 | 1  | JAN | 6  | 1/6/2011   | 353,000 |
| 07-Jan-2011 | 2011 | 4 | 1  | JAN | 7  | 1/7/2011   | 367,000 |
| 08-Jan-2011 | 2011 | 4 | 1  | JAN | 8  | 1/8/2011   | 411,000 |
| 09-Jan-2011 | 2011 | 4 | 1  | JAN | 9  | 1/9/2011   | 417,000 |
| 10-Jan-2011 | 2011 | 4 | 1  | JAN | 10 | 1/10/2011  | 403,000 |
| 11-Jan-2011 | 2011 | 4 | 1  | JAN | 11 | 1/11/2011  | 375,000 |
| 12-Jan-2011 | 2011 | 4 | 1  | JAN | 12 | 1/12/2011  | 377,000 |
| 13-Jan-2011 | 2011 | 4 | 1  | JAN | 13 | 1/13/2011  | 385,000 |
| 14-Jan-2011 | 2011 | 4 | 1  | JAN | 14 | 1/14/2011  | 380,000 |
| 15-Jan-2011 | 2011 | 4 | 1  | JAN | 15 | 1/15/2011  | 423,000 |
| 16-Jan-2011 | 2011 | 4 | 1  | JAN | 16 | 1/16/2011  | 420,000 |
| 17-Jan-2011 | 2011 | 4 | 1  | JAN | 17 | 1/17/2011  | 371,000 |
| 18-Jan-2011 | 2011 | 4 | 1  | JAN | 18 | 1/18/2011  | 331,000 |
| 19-Jan-2011 | 2011 | 4 | 1  | JAN | 19 | 1/19/2011  | 318,000 |
| 20-Jan-2011 | 2011 | 4 | 1  | JAN | 20 | 1/20/2011  | 334,000 |
| 21-Jan-2011 | 2011 | 4 | 1  | JAN | 21 | 1/21/2011  | 328,000 |
| 22-Jan-2011 | 2011 | 4 | 1  | JAN | 22 | 1/22/2011  | 351,000 |
| 23-Jan-2011 | 2011 | 4 | 1  | JAN | 23 | 1/23/2011  | 359,000 |
| 24-Jan-2011 | 2011 | 4 | 1  | JAN | 24 | 1/24/2011  | 353,000 |
| 25-Jan-2011 | 2011 | 4 | 1  | JAN | 25 | 1/25/2011  | 346,000 |
| 26-Jan-2011 | 2011 | 4 | 1  | JAN | 26 | 1/26/2011  | 342,000 |
| 27-Jan-2011 | 2011 | 4 | 1  | JAN | 27 | 1/27/2011  | 353,000 |
| 28-Jan-2011 | 2011 | 4 | 1  | JAN | 28 | 1/28/2011  | 380,000 |
| 29-Jan-2011 | 2011 | 4 | 1  | JAN | 29 | 1/29/2011  | 394,000 |
| 30-Jan-2011 | 2011 | 4 | 1  | JAN | 30 | 1/30/2011  | 404,000 |
| 31-Jan-2011 | 2011 | 4 | 1  | JAN | 31 | 1/31/2011  | 300,000 |
| 01-Feb-2011 | 2011 | 5 | 2  | FEB | 1  | 2/1/2011   | 356,000 |
| 02-Feb-2011 | 2011 | 5 | 2  | FEB | 2  | 2/2/2011   | 330,000 |
| 03-Feb-2011 | 2011 | 5 | 2  | FEB | 3  | 2/3/2011   | 327,000 |
| 04-Feb-2011 | 2011 | 5 | 2  | FEB | 4  | 2/4/2011   | 378,000 |
| 05-Feb-2011 | 2011 | 5 | 2  | FEB | 5  | 2/5/2011   | 229,000 |
| 06-Feb-2011 | 2011 | 5 | 2  | FEB | 6  | 2/6/2011   | 419,000 |
| 07-Feb-2011 | 2011 | 5 | 2  | FEB | 7  | 2/7/2011   | 387,000 |
| 08-Feb-2011 | 2011 | 5 | 2  | FEB | 8  | 2/8/2011   | 370,000 |
| 09-Feb-2011 | 2011 | 5 | 2  | FEB | 9  | 2/9/2011   | 344,000 |
| 10-Feb-2011 | 2011 | 5 | 2  | FEB | 10 | 2/10/2011  | 346,000 |
| 11-Feb-2011 | 2011 | 5 | 2  | FEB | 11 | 2/11/2011  | 343,000 |
| 12-Feb-2011 | 2011 | 5 | 2  | FEB | 12 | 2/12/2011  | 376,000 |
| 13-Feb-2011 | 2011 | 5 | 2  | FEB | 13 | 2/13/2011  | 420,000 |
| 14-Feb-2011 | 2011 | 5 | 2  | FEB | 14 | 2/14/2011  | 430,000 |
| 15-Feb-2011 | 2011 | 5 | 2  | FEB | 15 | 2/15/2011  | 387,000 |
| 16-Feb-2011 | 2011 | 5 | 2  | FEB | 16 | 2/16/2011  | 380,000 |
| 17-Feb-2011 | 2011 | 5 | 2  | FEB | 17 | 2/17/2011  | 384,000 |
| 18-Feb-2011 | 2011 | 5 | 2  | FEB | 18 | 2/18/2011  | 405,000 |
| 19-Feb-2011 | 2011 | 5 | 2  | FEB | 19 | 2/19/2011  | 485,000 |
| 20-Feb-2011 | 2011 | 5 | 2  | FEB | 20 | 2/20/2011  | 499,000 |
| 21-Feb-2011 | 2011 | 5 | 2  | FEB | 21 | 2/21/2011  | 475,000 |
| 22-Feb-2011 | 2011 | 5 | 2  | FEB | 22 | 2/22/2011  | 445,000 |
| 23-Feb-2011 | 2011 | 5 | 2  | FEB | 23 | 2/23/2011  | 437,000 |
| 24-Feb-2011 | 2011 | 5 | 2  | FEB | 24 | 2/24/2011  | 442,000 |
| 25-Feb-2011 | 2011 | 5 | 2  | FEB | 25 | 2/25/2011  | 444,000 |
| 26-Feb-2011 | 2011 | 5 | 2  | FEB | 26 | 2/26/2011  | 441,000 |
| 27-Feb-2011 | 2011 | 5 | 2  | FEB | 27 | 2/27/2011  | 415,000 |



|             |      |   |   |     |    |           |         |
|-------------|------|---|---|-----|----|-----------|---------|
| 28-Feb-2011 | 2011 | 5 | 2 | FEB | 28 | 2/28/2011 | 403,000 |
| 01-Mar-2011 | 2011 | 6 | 3 | MAR | 1  | 3/1/2011  | 348,000 |
| 02-Mar-2011 | 2011 | 6 | 3 | MAR | 2  | 3/2/2011  | 356,000 |
| 03-Mar-2011 | 2011 | 6 | 3 | MAR | 3  | 3/3/2011  | 377,000 |
| 04-Mar-2011 | 2011 | 6 | 3 | MAR | 4  | 3/4/2011  | 397,000 |
| 05-Mar-2011 | 2011 | 6 | 3 | MAR | 5  | 3/5/2011  | 392,000 |
| 06-Mar-2011 | 2011 | 6 | 3 | MAR | 6  | 3/6/2011  | 407,000 |
| 07-Mar-2011 | 2011 | 6 | 3 | MAR | 7  | 3/7/2011  | 409,000 |
| 08-Mar-2011 | 2011 | 6 | 3 | MAR | 8  | 3/8/2011  | 392,000 |
| 09-Mar-2011 | 2011 | 6 | 3 | MAR | 9  | 3/9/2011  | 387,000 |
| 10-Mar-2011 | 2011 | 6 | 3 | MAR | 10 | 3/10/2011 | 401,000 |
| 11-Mar-2011 | 2011 | 6 | 3 | MAR | 11 | 3/11/2011 | 432,000 |
| 12-Mar-2011 | 2011 | 6 | 3 | MAR | 12 | 3/12/2011 | 441,000 |
| 13-Mar-2011 | 2011 | 6 | 3 | MAR | 13 | 3/13/2011 | 469,000 |
| 14-Mar-2011 | 2011 | 6 | 3 | MAR | 14 | 3/14/2011 | 444,000 |
| 15-Mar-2011 | 2011 | 6 | 3 | MAR | 15 | 3/15/2011 | 447,000 |
| 16-Mar-2011 | 2011 | 6 | 3 | MAR | 16 | 3/16/2011 | 468,000 |
| 17-Mar-2011 | 2011 | 6 | 3 | MAR | 17 | 3/17/2011 | 478,000 |
| 18-Mar-2011 | 2011 | 6 | 3 | MAR | 18 | 3/18/2011 | 507,000 |
| 19-Mar-2011 | 2011 | 6 | 3 | MAR | 19 | 3/19/2011 | 463,000 |
| 20-Mar-2011 | 2011 | 6 | 3 | MAR | 20 | 3/20/2011 | 425,000 |
| 21-Mar-2011 | 2011 | 6 | 3 | MAR | 21 | 3/21/2011 | 400,000 |
| 22-Mar-2011 | 2011 | 6 | 3 | MAR | 22 | 3/22/2011 | 390,000 |
| 23-Mar-2011 | 2011 | 6 | 3 | MAR | 23 | 3/23/2011 | 384,000 |
| 24-Mar-2011 | 2011 | 6 | 3 | MAR | 24 | 3/24/2011 | 381,000 |
| 25-Mar-2011 | 2011 | 6 | 3 | MAR | 25 | 3/25/2011 | 400,000 |
| 26-Mar-2011 | 2011 | 6 | 3 | MAR | 26 | 3/26/2011 | 423,000 |
| 27-Mar-2011 | 2011 | 6 | 3 | MAR | 27 | 3/27/2011 | 405,000 |
| 28-Mar-2011 | 2011 | 6 | 3 | MAR | 28 | 3/28/2011 | 405,000 |
| 29-Mar-2011 | 2011 | 6 | 3 | MAR | 29 | 3/29/2011 | 392,000 |
| 30-Mar-2011 | 2011 | 6 | 3 | MAR | 30 | 3/30/2011 | 382,000 |
| 31-Mar-2011 | 2011 | 6 | 3 | MAR | 31 | 3/31/2011 | 391,000 |
| 01-Apr-2011 | 2011 | 7 | 4 | APR | 1  | 4/1/2011  | 381,000 |
| 02-Apr-2011 | 2011 | 7 | 4 | APR | 2  | 4/2/2011  | 366,000 |
| 03-Apr-2011 | 2011 | 7 | 4 | APR | 3  | 4/3/2011  | 321,000 |
| 04-Apr-2011 | 2011 | 7 | 4 | APR | 4  | 4/4/2011  | 299,000 |
| 05-Apr-2011 | 2011 | 7 | 4 | APR | 5  | 4/5/2011  | 293,000 |
| 06-Apr-2011 | 2011 | 7 | 4 | APR | 6  | 4/6/2011  | 291,000 |
| 07-Apr-2011 | 2011 | 7 | 4 | APR | 7  | 4/7/2011  | 305,000 |
| 08-Apr-2011 | 2011 | 7 | 4 | APR | 8  | 4/8/2011  | 289,000 |
| 09-Apr-2011 | 2011 | 7 | 4 | APR | 9  | 4/9/2011  | 299,000 |
| 10-Apr-2011 | 2011 | 7 | 4 | APR | 10 | 4/10/2011 | 286,000 |
| 11-Apr-2011 | 2011 | 7 | 4 | APR | 11 | 4/11/2011 | 257,000 |
| 12-Apr-2011 | 2011 | 7 | 4 | APR | 12 | 4/12/2011 | 258,000 |
| 13-Apr-2011 | 2011 | 7 | 4 | APR | 13 | 4/13/2011 | 281,000 |
| 14-Apr-2011 | 2011 | 7 | 4 | APR | 14 | 4/14/2011 | 292,000 |
| 15-Apr-2011 | 2011 | 7 | 4 | APR | 15 | 4/15/2011 | 270,000 |
| 16-Apr-2011 | 2011 | 7 | 4 | APR | 16 | 4/16/2011 | 285,000 |
| 17-Apr-2011 | 2011 | 7 | 4 | APR | 17 | 4/17/2011 | 318,000 |
| 18-Apr-2011 | 2011 | 7 | 4 | APR | 18 | 4/18/2011 | 327,000 |
| 19-Apr-2011 | 2011 | 7 | 4 | APR | 19 | 4/19/2011 | 311,000 |
| 20-Apr-2011 | 2011 | 7 | 4 | APR | 20 | 4/20/2011 | 302,000 |
| 21-Apr-2011 | 2011 | 7 | 4 | APR | 21 | 4/21/2011 | 345,000 |
| 22-Apr-2011 | 2011 | 7 | 4 | APR | 22 | 4/22/2011 | 396,000 |
| 23-Apr-2011 | 2011 | 7 | 4 | APR | 23 | 4/23/2011 | 411,000 |
| 24-Apr-2011 | 2011 | 7 | 4 | APR | 24 | 4/24/2011 | 391,000 |
| 25-Apr-2011 | 2011 | 7 | 4 | APR | 25 | 4/25/2011 | 325,000 |
| 26-Apr-2011 | 2011 | 7 | 4 | APR | 26 | 4/26/2011 | 302,000 |
| 27-Apr-2011 | 2011 | 7 | 4 | APR | 27 | 4/27/2011 | 269,000 |
| 28-Apr-2011 | 2011 | 7 | 4 | APR | 28 | 4/28/2011 | 330,000 |
| 29-Apr-2011 | 2011 | 7 | 4 | APR | 29 | 4/29/2011 | 312,000 |
| 30-Apr-2011 | 2011 | 7 | 4 | APR | 30 | 4/30/2011 | 295,000 |
| 01-May-2011 | 2011 | 8 | 5 | MAY | 1  | 5/1/2011  | 283,000 |
| 02-May-2011 | 2011 | 8 | 5 | MAY | 2  | 5/2/2011  | 288,000 |
| 03-May-2011 | 2011 | 8 | 5 | MAY | 3  | 5/3/2011  | 340,000 |
| 04-May-2011 | 2011 | 8 | 5 | MAY | 4  | 5/4/2011  | 364,000 |
| 05-May-2011 | 2011 | 8 | 5 | MAY | 5  | 5/5/2011  | 435,000 |
| 06-May-2011 | 2011 | 8 | 5 | MAY | 6  | 5/6/2011  | 513,000 |
| 07-May-2011 | 2011 | 8 | 5 | MAY | 7  | 5/7/2011  | 606,000 |
| 08-May-2011 | 2011 | 8 | 5 | MAY | 8  | 5/8/2011  | 746,000 |
| 09-May-2011 | 2011 | 8 | 5 | MAY | 9  | 5/9/2011  | 729,000 |
| 10-May-2011 | 2011 | 8 | 5 | MAY | 10 | 5/10/2011 | 671,000 |
| 11-May-2011 | 2011 | 8 | 5 | MAY | 11 | 5/11/2011 | 637,000 |
| 12-May-2011 | 2011 | 8 | 5 | MAY | 12 | 5/12/2011 | 651,000 |
| 13-May-2011 | 2011 | 8 | 5 | MAY | 13 | 5/13/2011 | 743,000 |
| 14-May-2011 | 2011 | 8 | 5 | MAY | 14 | 5/14/2011 | 837,000 |
| 15-May-2011 | 2011 | 8 | 5 | MAY | 15 | 5/15/2011 | 893,000 |
| 16-May-2011 | 2011 | 8 | 5 | MAY | 16 | 5/16/2011 | 887,000 |
| 17-May-2011 | 2011 | 8 | 5 | MAY | 17 | 5/17/2011 | 804,000 |

|             |      |    |   |     |    |           |           |
|-------------|------|----|---|-----|----|-----------|-----------|
| 18-May-2011 | 2011 | 8  | 5 | MAY | 18 | 5/18/2011 | 747,000   |
| 19-May-2011 | 2011 | 8  | 5 | MAY | 19 | 5/19/2011 | 673,000   |
| 20-May-2011 | 2011 | 8  | 5 | MAY | 20 | 5/20/2011 | 677,000   |
| 21-May-2011 | 2011 | 8  | 5 | MAY | 21 | 5/21/2011 | 1,075,000 |
| 22-May-2011 | 2011 | 8  | 5 | MAY | 22 | 5/22/2011 | 825,000   |
| 23-May-2011 | 2011 | 8  | 5 | MAY | 23 | 5/23/2011 | 841,000   |
| 24-May-2011 | 2011 | 8  | 5 | MAY | 24 | 5/24/2011 | 915,000   |
| 25-May-2011 | 2011 | 8  | 5 | MAY | 25 | 5/25/2011 | 863,000   |
| 26-May-2011 | 2011 | 8  | 5 | MAY | 26 | 5/26/2011 | 766,000   |
| 27-May-2011 | 2011 | 8  | 5 | MAY | 27 | 5/27/2011 | 619,000   |
| 28-May-2011 | 2011 | 8  | 5 | MAY | 28 | 5/28/2011 | 552,000   |
| 29-May-2011 | 2011 | 8  | 5 | MAY | 29 | 5/29/2011 | 533,000   |
| 30-May-2011 | 2011 | 8  | 5 | MAY | 30 | 5/30/2011 | 515,000   |
| 31-May-2011 | 2011 | 8  | 5 | MAY | 31 | 5/31/2011 | 458,000   |
| 01-Jun-2011 | 2011 | 9  | 6 | JUN | 1  | 6/1/2011  | 459,000   |
| 02-Jun-2011 | 2011 | 9  | 6 | JUN | 2  | 6/2/2011  | 454,000   |
| 03-Jun-2011 | 2011 | 9  | 6 | JUN | 3  | 6/3/2011  | 487,000   |
| 04-Jun-2011 | 2011 | 9  | 6 | JUN | 4  | 6/4/2011  | 423,000   |
| 05-Jun-2011 | 2011 | 9  | 6 | JUN | 5  | 6/5/2011  | 419,000   |
| 06-Jun-2011 | 2011 | 9  | 6 | JUN | 6  | 6/6/2011  | 452,000   |
| 07-Jun-2011 | 2011 | 9  | 6 | JUN | 7  | 6/7/2011  | 684,000   |
| 08-Jun-2011 | 2011 | 9  | 6 | JUN | 8  | 6/8/2011  | 695,000   |
| 09-Jun-2011 | 2011 | 9  | 6 | JUN | 9  | 6/9/2011  | 638,000   |
| 10-Jun-2011 | 2011 | 9  | 6 | JUN | 10 | 6/10/2011 | 592,000   |
| 11-Jun-2011 | 2011 | 9  | 6 | JUN | 11 | 6/11/2011 | 504,000   |
| 12-Jun-2011 | 2011 | 9  | 6 | JUN | 12 | 6/12/2011 | 502,000   |
| 13-Jun-2011 | 2011 | 9  | 6 | JUN | 13 | 6/13/2011 | 492,000   |
| 14-Jun-2011 | 2011 | 9  | 6 | JUN | 14 | 6/14/2011 | 563,000   |
| 15-Jun-2011 | 2011 | 9  | 6 | JUN | 15 | 6/15/2011 | 485,000   |
| 16-Jun-2011 | 2011 | 9  | 6 | JUN | 16 | 6/16/2011 | 502,000   |
| 17-Jun-2011 | 2011 | 9  | 6 | JUN | 17 | 6/17/2011 | 491,000   |
| 18-Jun-2011 | 2011 | 9  | 6 | JUN | 18 | 6/18/2011 | 451,000   |
| 19-Jun-2011 | 2011 | 9  | 6 | JUN | 19 | 6/19/2011 | 451,000   |
| 20-Jun-2011 | 2011 | 9  | 6 | JUN | 20 | 6/20/2011 | 563,000   |
| 21-Jun-2011 | 2011 | 9  | 6 | JUN | 21 | 6/21/2011 | 431,000   |
| 22-Jun-2011 | 2011 | 9  | 6 | JUN | 22 | 6/22/2011 | 461,000   |
| 23-Jun-2011 | 2011 | 9  | 6 | JUN | 23 | 6/23/2011 | 465,000   |
| 24-Jun-2011 | 2011 | 9  | 6 | JUN | 24 | 6/24/2011 | 476,000   |
| 25-Jun-2011 | 2011 | 9  | 6 | JUN | 25 | 6/25/2011 | 456,000   |
| 26-Jun-2011 | 2011 | 9  | 6 | JUN | 26 | 6/26/2011 | 442,000   |
| 27-Jun-2011 | 2011 | 9  | 6 | JUN | 27 | 6/27/2011 | 445,000   |
| 28-Jun-2011 | 2011 | 9  | 6 | JUN | 28 | 6/28/2011 | 439,000   |
| 29-Jun-2011 | 2011 | 9  | 6 | JUN | 29 | 6/29/2011 | 414,000   |
| 30-Jun-2011 | 2011 | 9  | 6 | JUN | 30 | 6/30/2011 | 426,000   |
| 01-Jul-2011 | 2011 | 10 | 7 | JUL | 1  | 7/1/2011  | 413,000   |
| 02-Jul-2011 | 2011 | 10 | 7 | JUL | 2  | 7/2/2011  | 401,000   |
| 03-Jul-2011 | 2011 | 10 | 7 | JUL | 3  | 7/3/2011  | 423,000   |
| 04-Jul-2011 | 2011 | 10 | 7 | JUL | 4  | 7/4/2011  | 438,000   |
| 05-Jul-2011 | 2011 | 10 | 7 | JUL | 5  | 7/5/2011  | 429,000   |
| 06-Jul-2011 | 2011 | 10 | 7 | JUL | 6  | 7/6/2011  | 397,000   |
| 07-Jul-2011 | 2011 | 10 | 7 | JUL | 7  | 7/7/2011  | 377,000   |
| 08-Jul-2011 | 2011 | 10 | 7 | JUL | 8  | 7/8/2011  | 406,000   |
| 09-Jul-2011 | 2011 | 10 | 7 | JUL | 9  | 7/9/2011  | 384,000   |
| 10-Jul-2011 | 2011 | 10 | 7 | JUL | 10 | 7/10/2011 | 374,000   |
| 11-Jul-2011 | 2011 | 10 | 7 | JUL | 11 | 7/11/2011 | 416,000   |
| 12-Jul-2011 | 2011 | 10 | 7 | JUL | 12 | 7/12/2011 | 427,000   |
| 13-Jul-2011 | 2011 | 10 | 7 | JUL | 13 | 7/13/2011 | 407,000   |
| 14-Jul-2011 | 2011 | 10 | 7 | JUL | 14 | 7/14/2011 | 387,000   |
| 15-Jul-2011 | 2011 | 10 | 7 | JUL | 15 | 7/15/2011 | 381,000   |
| 16-Jul-2011 | 2011 | 10 | 7 | JUL | 16 | 7/16/2011 | 397,000   |
| 17-Jul-2011 | 2011 | 10 | 7 | JUL | 17 | 7/17/2011 | 373,000   |
| 18-Jul-2011 | 2011 | 10 | 7 | JUL | 18 | 7/18/2011 | 374,000   |
| 19-Jul-2011 | 2011 | 10 | 7 | JUL | 19 | 7/19/2011 | 370,000   |
| 20-Jul-2011 | 2011 | 10 | 7 | JUL | 20 | 7/20/2011 | 375,000   |
| 21-Jul-2011 | 2011 | 10 | 7 | JUL | 21 | 7/21/2011 | 356,000   |
| 22-Jul-2011 | 2011 | 10 | 7 | JUL | 22 | 7/22/2011 | 364,000   |
| 23-Jul-2011 | 2011 | 10 | 7 | JUL | 23 | 7/23/2011 | 381,000   |
| 24-Jul-2011 | 2011 | 10 | 7 | JUL | 24 | 7/24/2011 | 340,000   |
| 25-Jul-2011 | 2011 | 10 | 7 | JUL | 25 | 7/25/2011 | 343,000   |
| 26-Jul-2011 | 2011 | 10 | 7 | JUL | 26 | 7/26/2011 | 349,000   |
| 27-Jul-2011 | 2011 | 10 | 7 | JUL | 27 | 7/27/2011 | 361,000   |
| 28-Jul-2011 | 2011 | 10 | 7 | JUL | 28 | 7/28/2011 | 355,000   |
| 29-Jul-2011 | 2011 | 10 | 7 | JUL | 29 | 7/29/2011 | 346,000   |
| 30-Jul-2011 | 2011 | 10 | 7 | JUL | 30 | 7/30/2011 | 385,000   |
| 31-Jul-2011 | 2011 | 10 | 7 | JUL | 31 | 7/31/2011 | 372,000   |
| 01-Aug-2011 | 2011 | 11 | 8 | AUG | 1  | 8/1/2011  | 367,000   |
| 02-Aug-2011 | 2011 | 11 | 8 | AUG | 2  | 8/2/2011  | 385,000   |
| 03-Aug-2011 | 2011 | 11 | 8 | AUG | 3  | 8/3/2011  | 371,000   |
| 04-Aug-2011 | 2011 | 11 | 8 | AUG | 4  | 8/4/2011  | 366,000   |

|             |      |    |    |     |    |            |         |
|-------------|------|----|----|-----|----|------------|---------|
| 05-Aug-2011 | 2011 | 11 | 8  | AUG | 5  | 8/5/2011   | 385,000 |
| 06-Aug-2011 | 2011 | 11 | 8  | AUG | 6  | 8/6/2011   | 353,000 |
| 07-Aug-2011 | 2011 | 11 | 8  | AUG | 7  | 8/7/2011   | 343,000 |
| 08-Aug-2011 | 2011 | 11 | 8  | AUG | 8  | 8/8/2011   | 318,000 |
| 09-Aug-2011 | 2011 | 11 | 8  | AUG | 9  | 8/9/2011   | 324,000 |
| 10-Aug-2011 | 2011 | 11 | 8  | AUG | 10 | 8/10/2011  | 337,000 |
| 11-Aug-2011 | 2011 | 11 | 8  | AUG | 11 | 8/11/2011  | 302,000 |
| 12-Aug-2011 | 2011 | 11 | 8  | AUG | 12 | 8/12/2011  | 316,000 |
| 13-Aug-2011 | 2011 | 11 | 8  | AUG | 13 | 8/13/2011  | 300,000 |
| 14-Aug-2011 | 2011 | 11 | 8  | AUG | 14 | 8/14/2011  | 314,000 |
| 15-Aug-2011 | 2011 | 11 | 8  | AUG | 15 | 8/15/2011  | 286,000 |
| 16-Aug-2011 | 2011 | 11 | 8  | AUG | 16 | 8/16/2011  | 330,000 |
| 17-Aug-2011 | 2011 | 11 | 8  | AUG | 17 | 8/17/2011  | 286,000 |
| 18-Aug-2011 | 2011 | 11 | 8  | AUG | 18 | 8/18/2011  | 285,000 |
| 19-Aug-2011 | 2011 | 11 | 8  | AUG | 19 | 8/19/2011  | 253,000 |
| 20-Aug-2011 | 2011 | 11 | 8  | AUG | 20 | 8/20/2011  | 244,000 |
| 21-Aug-2011 | 2011 | 11 | 8  | AUG | 21 | 8/21/2011  | 215,000 |
| 22-Aug-2011 | 2011 | 11 | 8  | AUG | 22 | 8/22/2011  | 253,000 |
| 23-Aug-2011 | 2011 | 11 | 8  | AUG | 23 | 8/23/2011  | 265,000 |
| 24-Aug-2011 | 2011 | 11 | 8  | AUG | 24 | 8/24/2011  | 247,000 |
| 25-Aug-2011 | 2011 | 11 | 8  | AUG | 25 | 8/25/2011  | 253,000 |
| 26-Aug-2011 | 2011 | 11 | 8  | AUG | 26 | 8/26/2011  | 260,000 |
| 27-Aug-2011 | 2011 | 11 | 8  | AUG | 27 | 8/27/2011  | 250,000 |
| 28-Aug-2011 | 2011 | 11 | 8  | AUG | 28 | 8/28/2011  | 243,000 |
| 29-Aug-2011 | 2011 | 11 | 8  | AUG | 29 | 8/29/2011  | 264,000 |
| 30-Aug-2011 | 2011 | 11 | 8  | AUG | 30 | 8/30/2011  | 250,000 |
| 31-Aug-2011 | 2011 | 11 | 8  | AUG | 31 | 8/31/2011  | 190,000 |
| 01-Sep-2011 | 2011 | 12 | 9  | SEP | 1  | 9/1/2011   | 181,000 |
| 02-Sep-2011 | 2011 | 12 | 9  | SEP | 2  | 9/2/2011   | 203,000 |
| 03-Sep-2011 | 2011 | 12 | 9  | SEP | 3  | 9/3/2011   | 212,000 |
| 04-Sep-2011 | 2011 | 12 | 9  | SEP | 4  | 9/4/2011   | 239,000 |
| 05-Sep-2011 | 2011 | 12 | 9  | SEP | 5  | 9/5/2011   | 226,000 |
| 06-Sep-2011 | 2011 | 12 | 9  | SEP | 6  | 9/6/2011   | 203,000 |
| 07-Sep-2011 | 2011 | 12 | 9  | SEP | 7  | 9/7/2011   | 190,000 |
| 08-Sep-2011 | 2011 | 12 | 9  | SEP | 8  | 9/8/2011   | 178,000 |
| 09-Sep-2011 | 2011 | 12 | 9  | SEP | 9  | 9/9/2011   | 251,000 |
| 10-Sep-2011 | 2011 | 12 | 9  | SEP | 10 | 9/10/2011  | 242,000 |
| 11-Sep-2011 | 2011 | 12 | 9  | SEP | 11 | 9/11/2011  | 240,000 |
| 12-Sep-2011 | 2011 | 12 | 9  | SEP | 12 | 9/12/2011  | 250,000 |
| 13-Sep-2011 | 2011 | 12 | 9  | SEP | 13 | 9/13/2011  | 257,000 |
| 14-Sep-2011 | 2011 | 12 | 9  | SEP | 14 | 9/14/2011  | 245,000 |
| 15-Sep-2011 | 2011 | 12 | 9  | SEP | 15 | 9/15/2011  | 261,000 |
| 16-Sep-2011 | 2011 | 12 | 9  | SEP | 16 | 9/16/2011  | 288,000 |
| 17-Sep-2011 | 2011 | 12 | 9  | SEP | 17 | 9/17/2011  | 248,000 |
| 18-Sep-2011 | 2011 | 12 | 9  | SEP | 18 | 9/18/2011  | 239,000 |
| 19-Sep-2011 | 2011 | 12 | 9  | SEP | 19 | 9/19/2011  | 249,000 |
| 20-Sep-2011 | 2011 | 12 | 9  | SEP | 20 | 9/20/2011  | 251,000 |
| 21-Sep-2011 | 2011 | 12 | 9  | SEP | 21 | 9/21/2011  | 245,000 |
| 22-Sep-2011 | 2011 | 12 | 9  | SEP | 22 | 9/22/2011  | 234,000 |
| 23-Sep-2011 | 2011 | 12 | 9  | SEP | 23 | 9/23/2011  | 229,000 |
| 24-Sep-2011 | 2011 | 12 | 9  | SEP | 24 | 9/24/2011  | 231,000 |
| 25-Sep-2011 | 2011 | 12 | 9  | SEP | 25 | 9/25/2011  | 250,000 |
| 26-Sep-2011 | 2011 | 12 | 9  | SEP | 26 | 9/26/2011  | 255,000 |
| 27-Sep-2011 | 2011 | 12 | 9  | SEP | 27 | 9/27/2011  | 218,000 |
| 28-Sep-2011 | 2011 | 12 | 9  | SEP | 28 | 9/28/2011  | 222,000 |
| 29-Sep-2011 | 2011 | 12 | 9  | SEP | 29 | 9/29/2011  | 218,000 |
| 30-Sep-2011 | 2011 | 12 | 9  | SEP | 30 | 9/30/2011  | 220,000 |
| 01-Oct-2011 | 2011 | 1  | 10 | OCT | 1  | 10/1/2011  | 189,000 |
| 02-Oct-2011 | 2011 | 1  | 10 | OCT | 2  | 10/2/2011  | 195,000 |
| 03-Oct-2011 | 2011 | 1  | 10 | OCT | 3  | 10/3/2011  | 198,000 |
| 04-Oct-2011 | 2011 | 1  | 10 | OCT | 4  | 10/4/2011  | 217,000 |
| 05-Oct-2011 | 2011 | 1  | 10 | OCT | 5  | 10/5/2011  | 178,000 |
| 06-Oct-2011 | 2011 | 1  | 10 | OCT | 6  | 10/6/2011  | 242,000 |
| 07-Oct-2011 | 2011 | 1  | 10 | OCT | 7  | 10/7/2011  | 250,000 |
| 08-Oct-2011 | 2011 | 1  | 10 | OCT | 8  | 10/8/2011  | 232,000 |
| 09-Oct-2011 | 2011 | 1  | 10 | OCT | 9  | 10/9/2011  | 221,000 |
| 10-Oct-2011 | 2011 | 1  | 10 | OCT | 10 | 10/10/2011 | 223,000 |
| 11-Oct-2011 | 2011 | 1  | 10 | OCT | 11 | 10/11/2011 | 241,000 |
| 12-Oct-2011 | 2011 | 1  | 10 | OCT | 12 | 10/12/2011 | 223,000 |
| 13-Oct-2011 | 2011 | 1  | 10 | OCT | 13 | 10/13/2011 | 213,000 |
| 14-Oct-2011 | 2011 | 1  | 10 | OCT | 14 | 10/14/2011 | 226,000 |
| 15-Oct-2011 | 2011 | 1  | 10 | OCT | 15 | 10/15/2011 | 198,000 |
| 16-Oct-2011 | 2011 | 1  | 10 | OCT | 16 | 10/16/2011 | 237,000 |
| 17-Oct-2011 | 2011 | 1  | 10 | OCT | 17 | 10/17/2011 | 226,000 |
| 18-Oct-2011 | 2011 | 1  | 10 | OCT | 18 | 10/18/2011 | 234,000 |
| 19-Oct-2011 | 2011 | 1  | 10 | OCT | 19 | 10/19/2011 | 217,000 |
| 20-Oct-2011 | 2011 | 1  | 10 | OCT | 20 | 10/20/2011 | 206,000 |
| 21-Oct-2011 | 2011 | 1  | 10 | OCT | 21 | 10/21/2011 | 223,000 |
| 22-Oct-2011 | 2011 | 1  | 10 | OCT | 22 | 10/22/2011 | 188,000 |

|             |      |   |    |     |    |            |         |
|-------------|------|---|----|-----|----|------------|---------|
| 23-Oct-2011 | 2011 | 1 | 10 | OCT | 23 | 10/23/2011 | 188,000 |
| 24-Oct-2011 | 2011 | 1 | 10 | OCT | 24 | 10/24/2011 | 197,000 |
| 25-Oct-2011 | 2011 | 1 | 10 | OCT | 25 | 10/25/2011 | 219,000 |
| 26-Oct-2011 | 2011 | 1 | 10 | OCT | 26 | 10/26/2011 | 210,000 |
| 27-Oct-2011 | 2011 | 1 | 10 | OCT | 27 | 10/27/2011 | 219,000 |
| 28-Oct-2011 | 2011 | 1 | 10 | OCT | 28 | 10/28/2011 | 217,000 |
| 29-Oct-2011 | 2011 | 1 | 10 | OCT | 29 | 10/29/2011 | 193,000 |
| 30-Oct-2011 | 2011 | 1 | 10 | OCT | 30 | 10/30/2011 | 208,000 |
| 31-Oct-2011 | 2011 | 1 | 10 | OCT | 31 | 10/31/2011 | 194,000 |
| 01-Nov-2011 | 2011 | 2 | 11 | NOV | 1  | 11/1/2011  | 202,000 |
| 02-Nov-2011 | 2011 | 2 | 11 | NOV | 2  | 11/2/2011  | 201,000 |
| 03-Nov-2011 | 2011 | 2 | 11 | NOV | 3  | 11/3/2011  | 213,000 |
| 04-Nov-2011 | 2011 | 2 | 11 | NOV | 4  | 11/4/2011  | 203,000 |
| 05-Nov-2011 | 2011 | 2 | 11 | NOV | 5  | 11/5/2011  | 173,000 |
| 06-Nov-2011 | 2011 | 2 | 11 | NOV | 6  | 11/6/2011  | 184,000 |
| 07-Nov-2011 | 2011 | 2 | 11 | NOV | 7  | 11/7/2011  | 195,000 |
| 08-Nov-2011 | 2011 | 2 | 11 | NOV | 8  | 11/8/2011  | 184,000 |
| 09-Nov-2011 | 2011 | 2 | 11 | NOV | 9  | 11/9/2011  | 205,000 |
| 10-Nov-2011 | 2011 | 2 | 11 | NOV | 10 | 11/10/2011 | 201,000 |
| 11-Nov-2011 | 2011 | 2 | 11 | NOV | 11 | 11/11/2011 | 241,000 |
| 12-Nov-2011 | 2011 | 2 | 11 | NOV | 12 | 11/12/2011 | 230,000 |
| 13-Nov-2011 | 2011 | 2 | 11 | NOV | 13 | 11/13/2011 | 245,000 |
| 14-Nov-2011 | 2011 | 2 | 11 | NOV | 14 | 11/14/2011 | 235,000 |
| 15-Nov-2011 | 2011 | 2 | 11 | NOV | 15 | 11/15/2011 | 250,000 |
| 16-Nov-2011 | 2011 | 2 | 11 | NOV | 16 | 11/16/2011 | 252,000 |
| 17-Nov-2011 | 2011 | 2 | 11 | NOV | 17 | 11/17/2011 | 176,000 |
| 18-Nov-2011 | 2011 | 2 | 11 | NOV | 18 | 11/18/2011 | 165,000 |
| 19-Nov-2011 | 2011 | 2 | 11 | NOV | 19 | 11/19/2011 | 149,000 |
| 20-Nov-2011 | 2011 | 2 | 11 | NOV | 20 | 11/20/2011 | 142,000 |
| 21-Nov-2011 | 2011 | 2 | 11 | NOV | 21 | 11/21/2011 | 171,000 |
| 22-Nov-2011 | 2011 | 2 | 11 | NOV | 22 | 11/22/2011 | 248,000 |
| 23-Nov-2011 | 2011 | 2 | 11 | NOV | 23 | 11/23/2011 | 264,000 |
| 24-Nov-2011 | 2011 | 2 | 11 | NOV | 24 | 11/24/2011 | 270,000 |
| 25-Nov-2011 | 2011 | 2 | 11 | NOV | 25 | 11/25/2011 | 296,000 |
| 26-Nov-2011 | 2011 | 2 | 11 | NOV | 26 | 11/26/2011 | 297,000 |
| 27-Nov-2011 | 2011 | 2 | 11 | NOV | 27 | 11/27/2011 | 292,000 |
| 28-Nov-2011 | 2011 | 2 | 11 | NOV | 28 | 11/28/2011 | 268,000 |
| 29-Nov-2011 | 2011 | 2 | 11 | NOV | 29 | 11/29/2011 | 256,000 |
| 30-Nov-2011 | 2011 | 2 | 11 | NOV | 30 | 11/30/2011 | 259,000 |
| 01-Dec-2011 | 2011 | 3 | 12 | DEC | 1  | 12/1/2011  | 299,000 |
| 02-Dec-2011 | 2011 | 3 | 12 | DEC | 2  | 12/2/2011  | 338,000 |
| 03-Dec-2011 | 2011 | 3 | 12 | DEC | 3  | 12/3/2011  | 326,000 |
| 04-Dec-2011 | 2011 | 3 | 12 | DEC | 4  | 12/4/2011  | 318,000 |
| 05-Dec-2011 | 2011 | 3 | 12 | DEC | 5  | 12/5/2011  | 297,000 |
| 06-Dec-2011 | 2011 | 3 | 12 | DEC | 6  | 12/6/2011  | 304,000 |
| 07-Dec-2011 | 2011 | 3 | 12 | DEC | 7  | 12/7/2011  | 329,000 |
| 08-Dec-2011 | 2011 | 3 | 12 | DEC | 8  | 12/8/2011  | 219,000 |
| 09-Dec-2011 | 2011 | 3 | 12 | DEC | 9  | 12/9/2011  | 234,000 |
| 10-Dec-2011 | 2011 | 3 | 12 | DEC | 10 | 12/10/2011 | 240,000 |
| 11-Dec-2011 | 2011 | 3 | 12 | DEC | 11 | 12/11/2011 | 236,000 |
| 12-Dec-2011 | 2011 | 3 | 12 | DEC | 12 | 12/12/2011 | 220,000 |
| 13-Dec-2011 | 2011 | 3 | 12 | DEC | 13 | 12/13/2011 | 213,000 |
| 14-Dec-2011 | 2011 | 3 | 12 | DEC | 14 | 12/14/2011 | 220,000 |
| 15-Dec-2011 | 2011 | 3 | 12 | DEC | 15 | 12/15/2011 | 228,000 |
| 16-Dec-2011 | 2011 | 3 | 12 | DEC | 16 | 12/16/2011 | 255,000 |
| 17-Dec-2011 | 2011 | 3 | 12 | DEC | 17 | 12/17/2011 | 287,000 |
| 18-Dec-2011 | 2011 | 3 | 12 | DEC | 18 | 12/18/2011 | 322,000 |
| 19-Dec-2011 | 2011 | 3 | 12 | DEC | 19 | 12/19/2011 | 300,000 |
| 20-Dec-2011 | 2011 | 3 | 12 | DEC | 20 | 12/20/2011 | 335,000 |
| 21-Dec-2011 | 2011 | 3 | 12 | DEC | 21 | 12/21/2011 | 343,000 |
| 22-Dec-2011 | 2011 | 3 | 12 | DEC | 22 | 12/22/2011 | 363,000 |
| 23-Dec-2011 | 2011 | 3 | 12 | DEC | 23 | 12/23/2011 | 401,000 |
| 24-Dec-2011 | 2011 | 3 | 12 | DEC | 24 | 12/24/2011 | 400,000 |
| 25-Dec-2011 | 2011 | 3 | 12 | DEC | 25 | 12/25/2011 | 401,000 |
| 26-Dec-2011 | 2011 | 3 | 12 | DEC | 26 | 12/26/2011 | 426,000 |
| 27-Dec-2011 | 2011 | 3 | 12 | DEC | 27 | 12/27/2011 | 460,000 |
| 28-Dec-2011 | 2011 | 3 | 12 | DEC | 28 | 12/28/2011 | 468,000 |
| 29-Dec-2011 | 2011 | 3 | 12 | DEC | 29 | 12/29/2011 | 492,000 |
| 30-Dec-2011 | 2011 | 3 | 12 | DEC | 30 | 12/30/2011 | 508,000 |
| 31-Dec-2011 | 2011 | 3 | 12 | DEC | 31 | 12/31/2011 | 537,000 |
| 01-Jan-2012 | 2012 | 4 | 1  | JAN | 1  | 1/1/2012   | 512,000 |
| 02-Jan-2012 | 2012 | 4 | 1  | JAN | 2  | 1/2/2012   | 432,000 |
| 03-Jan-2012 | 2012 | 4 | 1  | JAN | 3  | 1/3/2012   | 426,000 |
| 04-Jan-2012 | 2012 | 4 | 1  | JAN | 4  | 1/4/2012   | 382,000 |
| 05-Jan-2012 | 2012 | 4 | 1  | JAN | 5  | 1/5/2012   | 396,000 |
| 06-Jan-2012 | 2012 | 4 | 1  | JAN | 6  | 1/6/2012   | 376,000 |
| 07-Jan-2012 | 2012 | 4 | 1  | JAN | 7  | 1/7/2012   | 390,000 |
| 08-Jan-2012 | 2012 | 4 | 1  | JAN | 8  | 1/8/2012   | 355,000 |
| 09-Jan-2012 | 2012 | 4 | 1  | JAN | 9  | 1/9/2012   | 330,000 |

|             |      |   |   |     |    |           |         |
|-------------|------|---|---|-----|----|-----------|---------|
| 10-Jan-2012 | 2012 | 4 | 1 | JAN | 10 | 1/10/2012 | 317,000 |
| 11-Jan-2012 | 2012 | 4 | 1 | JAN | 11 | 1/11/2012 | 324,000 |
| 12-Jan-2012 | 2012 | 4 | 1 | JAN | 12 | 1/12/2012 | 341,000 |
| 13-Jan-2012 | 2012 | 4 | 1 | JAN | 13 | 1/13/2012 | 364,000 |
| 14-Jan-2012 | 2012 | 4 | 1 | JAN | 14 | 1/14/2012 | 393,000 |
| 15-Jan-2012 | 2012 | 4 | 1 | JAN | 15 | 1/15/2012 | 387,000 |
| 16-Jan-2012 | 2012 | 4 | 1 | JAN | 16 | 1/16/2012 | 335,000 |
| 17-Jan-2012 | 2012 | 4 | 1 | JAN | 17 | 1/17/2012 | 320,000 |
| 18-Jan-2012 | 2012 | 4 | 1 | JAN | 18 | 1/18/2012 | 315,000 |
| 19-Jan-2012 | 2012 | 4 | 1 | JAN | 19 | 1/19/2012 | 306,000 |
| 20-Jan-2012 | 2012 | 4 | 1 | JAN | 20 | 1/20/2012 | 315,000 |
| 21-Jan-2012 | 2012 | 4 | 1 | JAN | 21 | 1/21/2012 | 318,000 |
| 22-Jan-2012 | 2012 | 4 | 1 | JAN | 22 | 1/22/2012 | 305,000 |
| 23-Jan-2012 | 2012 | 4 | 1 | JAN | 23 | 1/23/2012 | 316,000 |
| 24-Jan-2012 | 2012 | 4 | 1 | JAN | 24 | 1/24/2012 | 328,000 |
| 25-Jan-2012 | 2012 | 4 | 1 | JAN | 25 | 1/25/2012 | 327,000 |
| 26-Jan-2012 | 2012 | 4 | 1 | JAN | 26 | 1/26/2012 | 361,000 |
| 27-Jan-2012 | 2012 | 4 | 1 | JAN | 27 | 1/27/2012 | 305,000 |
| 28-Jan-2012 | 2012 | 4 | 1 | JAN | 28 | 1/28/2012 | 310,000 |
| 29-Jan-2012 | 2012 | 4 | 1 | JAN | 29 | 1/29/2012 | 330,000 |
| 30-Jan-2012 | 2012 | 4 | 1 | JAN | 30 | 1/30/2012 | 284,000 |
| 31-Jan-2012 | 2012 | 4 | 1 | JAN | 31 | 1/31/2012 | 293,000 |
| 01-Feb-2012 | 2012 | 5 | 2 | FEB | 1  | 2/1/2012  | 342,000 |
| 02-Feb-2012 | 2012 | 5 | 2 | FEB | 2  | 2/2/2012  | 354,000 |
| 03-Feb-2012 | 2012 | 5 | 2 | FEB | 3  | 2/3/2012  | 354,000 |
| 04-Feb-2012 | 2012 | 5 | 2 | FEB | 4  | 2/4/2012  | 299,000 |
| 05-Feb-2012 | 2012 | 5 | 2 | FEB | 5  | 2/5/2012  | 335,000 |
| 06-Feb-2012 | 2012 | 5 | 2 | FEB | 6  | 2/6/2012  | 322,000 |
| 07-Feb-2012 | 2012 | 5 | 2 | FEB | 7  | 2/7/2012  | 319,000 |
| 08-Feb-2012 | 2012 | 5 | 2 | FEB | 8  | 2/8/2012  | 298,000 |
| 09-Feb-2012 | 2012 | 5 | 2 | FEB | 9  | 2/9/2012  | 367,000 |
| 10-Feb-2012 | 2012 | 5 | 2 | FEB | 10 | 2/10/2012 | 385,000 |
| 11-Feb-2012 | 2012 | 5 | 2 | FEB | 11 | 2/11/2012 | 329,000 |
| 12-Feb-2012 | 2012 | 5 | 2 | FEB | 12 | 2/12/2012 | 302,000 |
| 13-Feb-2012 | 2012 | 5 | 2 | FEB | 13 | 2/13/2012 | 298,000 |
| 14-Feb-2012 | 2012 | 5 | 2 | FEB | 14 | 2/14/2012 | 262,000 |
| 15-Feb-2012 | 2012 | 5 | 2 | FEB | 15 | 2/15/2012 | 358,000 |
| 16-Feb-2012 | 2012 | 5 | 2 | FEB | 16 | 2/16/2012 | 356,000 |
| 17-Feb-2012 | 2012 | 5 | 2 | FEB | 17 | 2/17/2012 | 348,000 |
| 18-Feb-2012 | 2012 | 5 | 2 | FEB | 18 | 2/18/2012 | 397,000 |
| 19-Feb-2012 | 2012 | 5 | 2 | FEB | 19 | 2/19/2012 | 475,000 |
| 20-Feb-2012 | 2012 | 5 | 2 | FEB | 20 | 2/20/2012 | 495,000 |
| 21-Feb-2012 | 2012 | 5 | 2 | FEB | 21 | 2/21/2012 | 406,000 |
| 22-Feb-2012 | 2012 | 5 | 2 | FEB | 22 | 2/22/2012 | 385,000 |
| 23-Feb-2012 | 2012 | 5 | 2 | FEB | 23 | 2/23/2012 | 373,000 |
| 24-Feb-2012 | 2012 | 5 | 2 | FEB | 24 | 2/24/2012 | 401,000 |
| 25-Feb-2012 | 2012 | 5 | 2 | FEB | 25 | 2/25/2012 | 387,000 |
| 26-Feb-2012 | 2012 | 5 | 2 | FEB | 26 | 2/26/2012 | 391,000 |
| 27-Feb-2012 | 2012 | 5 | 2 | FEB | 27 | 2/27/2012 | 357,000 |
| 28-Feb-2012 | 2012 | 5 | 2 | FEB | 28 | 2/28/2012 | 432,000 |
| 29-Feb-2012 | 2012 | 5 | 2 | FEB | 29 | 2/29/2012 | 372,000 |
| 01-Mar-2012 | 2012 | 6 | 3 | MAR | 1  | 3/1/2012  | 381,000 |
| 02-Mar-2012 | 2012 | 6 | 3 | MAR | 2  | 3/2/2012  | 410,000 |
| 03-Mar-2012 | 2012 | 6 | 3 | MAR | 3  | 3/3/2012  | 457,000 |
| 04-Mar-2012 | 2012 | 6 | 3 | MAR | 4  | 3/4/2012  | 426,000 |
| 05-Mar-2012 | 2012 | 6 | 3 | MAR | 5  | 3/5/2012  | 373,000 |
| 06-Mar-2012 | 2012 | 6 | 3 | MAR | 6  | 3/6/2012  | 355,000 |
| 07-Mar-2012 | 2012 | 6 | 3 | MAR | 7  | 3/7/2012  | 349,000 |
| 08-Mar-2012 | 2012 | 6 | 3 | MAR | 8  | 3/8/2012  | 407,000 |
| 09-Mar-2012 | 2012 | 6 | 3 | MAR | 9  | 3/9/2012  | 412,000 |
| 10-Mar-2012 | 2012 | 6 | 3 | MAR | 10 | 3/10/2012 | 435,000 |
| 11-Mar-2012 | 2012 | 6 | 3 | MAR | 11 | 3/11/2012 | 458,000 |
| 12-Mar-2012 | 2012 | 6 | 3 | MAR | 12 | 3/12/2012 | 414,000 |
| 13-Mar-2012 | 2012 | 6 | 3 | MAR | 13 | 3/13/2012 | 467,000 |
| 14-Mar-2012 | 2012 | 6 | 3 | MAR | 14 | 3/14/2012 | 384,000 |
| 15-Mar-2012 | 2012 | 6 | 3 | MAR | 15 | 3/15/2012 | 436,000 |
| 16-Mar-2012 | 2012 | 6 | 3 | MAR | 16 | 3/16/2012 | 485,000 |
| 17-Mar-2012 | 2012 | 6 | 3 | MAR | 17 | 3/17/2012 | 531,000 |
| 18-Mar-2012 | 2012 | 6 | 3 | MAR | 18 | 3/18/2012 | 498,000 |
| 19-Mar-2012 | 2012 | 6 | 3 | MAR | 19 | 3/19/2012 | 446,000 |
| 20-Mar-2012 | 2012 | 6 | 3 | MAR | 20 | 3/20/2012 | 413,000 |
| 21-Mar-2012 | 2012 | 6 | 3 | MAR | 21 | 3/21/2012 | 406,000 |
| 22-Mar-2012 | 2012 | 6 | 3 | MAR | 22 | 3/22/2012 | 419,000 |
| 23-Mar-2012 | 2012 | 6 | 3 | MAR | 23 | 3/23/2012 | 387,000 |
| 24-Mar-2012 | 2012 | 6 | 3 | MAR | 24 | 3/24/2012 | 333,000 |
| 25-Mar-2012 | 2012 | 6 | 3 | MAR | 25 | 3/25/2012 | 390,000 |
| 26-Mar-2012 | 2012 | 6 | 3 | MAR | 26 | 3/26/2012 | 465,000 |
| 27-Mar-2012 | 2012 | 6 | 3 | MAR | 27 | 3/27/2012 | 433,000 |
| 28-Mar-2012 | 2012 | 6 | 3 | MAR | 28 | 3/28/2012 | 473,000 |

|             |      |   |   |     |    |           |         |
|-------------|------|---|---|-----|----|-----------|---------|
| 29-Mar-2012 | 2012 | 6 | 3 | MAR | 29 | 3/29/2012 | 455,000 |
| 30-Mar-2012 | 2012 | 6 | 3 | MAR | 30 | 3/30/2012 | 457,000 |
| 31-Mar-2012 | 2012 | 6 | 3 | MAR | 31 | 3/31/2012 | 474,000 |
| 01-Apr-2012 | 2012 | 7 | 4 | APR | 1  | 4/1/2012  | 435,000 |
| 02-Apr-2012 | 2012 | 7 | 4 | APR | 2  | 4/2/2012  | 436,000 |
| 03-Apr-2012 | 2012 | 7 | 4 | APR | 3  | 4/3/2012  | 413,000 |
| 04-Apr-2012 | 2012 | 7 | 4 | APR | 4  | 4/4/2012  | 357,000 |
| 05-Apr-2012 | 2012 | 7 | 4 | APR | 5  | 4/5/2012  | 399,000 |
| 06-Apr-2012 | 2012 | 7 | 4 | APR | 6  | 4/6/2012  | 400,000 |
| 07-Apr-2012 | 2012 | 7 | 4 | APR | 7  | 4/7/2012  | 405,000 |
| 08-Apr-2012 | 2012 | 7 | 4 | APR | 8  | 4/8/2012  | 409,000 |
| 09-Apr-2012 | 2012 | 7 | 4 | APR | 9  | 4/9/2012  | 390,000 |
| 10-Apr-2012 | 2012 | 7 | 4 | APR | 10 | 4/10/2012 | 345,000 |
| 11-Apr-2012 | 2012 | 7 | 4 | APR | 11 | 4/11/2012 | 395,000 |
| 12-Apr-2012 | 2012 | 7 | 4 | APR | 12 | 4/12/2012 | 380,000 |
| 13-Apr-2012 | 2012 | 7 | 4 | APR | 13 | 4/13/2012 | 428,000 |
| 14-Apr-2012 | 2012 | 7 | 4 | APR | 14 | 4/14/2012 | 472,000 |
| 15-Apr-2012 | 2012 | 7 | 4 | APR | 15 | 4/15/2012 | 464,000 |
| 16-Apr-2012 | 2012 | 7 | 4 | APR | 16 | 4/16/2012 | 355,000 |
| 17-Apr-2012 | 2012 | 7 | 4 | APR | 17 | 4/17/2012 | 350,000 |
| 18-Apr-2012 | 2012 | 7 | 4 | APR | 18 | 4/18/2012 | 286,000 |
| 19-Apr-2012 | 2012 | 7 | 4 | APR | 19 | 4/19/2012 | 312,000 |
| 20-Apr-2012 | 2012 | 7 | 4 | APR | 20 | 4/20/2012 | 269,000 |
| 21-Apr-2012 | 2012 | 7 | 4 | APR | 21 | 4/21/2012 | 192,000 |
| 22-Apr-2012 | 2012 | 7 | 4 | APR | 22 | 4/22/2012 | 233,000 |
| 23-Apr-2012 | 2012 | 7 | 4 | APR | 23 | 4/23/2012 | 292,000 |
| 24-Apr-2012 | 2012 | 7 | 4 | APR | 24 | 4/24/2012 | 344,000 |
| 25-Apr-2012 | 2012 | 7 | 4 | APR | 25 | 4/25/2012 | 398,000 |
| 26-Apr-2012 | 2012 | 7 | 4 | APR | 26 | 4/26/2012 | 443,000 |
| 27-Apr-2012 | 2012 | 7 | 4 | APR | 27 | 4/27/2012 | 363,000 |
| 28-Apr-2012 | 2012 | 7 | 4 | APR | 28 | 4/28/2012 | 348,000 |
| 29-Apr-2012 | 2012 | 7 | 4 | APR | 29 | 4/29/2012 | 315,000 |
| 30-Apr-2012 | 2012 | 7 | 4 | APR | 30 | 4/30/2012 | 321,000 |
| 01-May-2012 | 2012 | 8 | 5 | MAY | 1  | 5/1/2012  | 284,000 |
| 02-May-2012 | 2012 | 8 | 5 | MAY | 2  | 5/2/2012  | 202,000 |
| 03-May-2012 | 2012 | 8 | 5 | MAY | 3  | 5/3/2012  | 241,000 |
| 04-May-2012 | 2012 | 8 | 5 | MAY | 4  | 5/4/2012  | 187,000 |
| 05-May-2012 | 2012 | 8 | 5 | MAY | 5  | 5/5/2012  | 181,000 |
| 06-May-2012 | 2012 | 8 | 5 | MAY | 6  | 5/6/2012  | 198,000 |
| 07-May-2012 | 2012 | 8 | 5 | MAY | 7  | 5/7/2012  | 225,000 |
| 08-May-2012 | 2012 | 8 | 5 | MAY | 8  | 5/8/2012  | 281,000 |
| 09-May-2012 | 2012 | 8 | 5 | MAY | 9  | 5/9/2012  | 255,000 |
| 10-May-2012 | 2012 | 8 | 5 | MAY | 10 | 5/10/2012 | 261,000 |
| 11-May-2012 | 2012 | 8 | 5 | MAY | 11 | 5/11/2012 | 250,000 |
| 12-May-2012 | 2012 | 8 | 5 | MAY | 12 | 5/12/2012 | 166,000 |
| 13-May-2012 | 2012 | 8 | 5 | MAY | 13 | 5/13/2012 | 164,000 |
| 14-May-2012 | 2012 | 8 | 5 | MAY | 14 | 5/14/2012 | 195,000 |
| 15-May-2012 | 2012 | 8 | 5 | MAY | 15 | 5/15/2012 | 162,000 |
| 16-May-2012 | 2012 | 8 | 5 | MAY | 16 | 5/16/2012 | 205,000 |
| 17-May-2012 | 2012 | 8 | 5 | MAY | 17 | 5/17/2012 | 156,000 |
| 18-May-2012 | 2012 | 8 | 5 | MAY | 18 | 5/18/2012 | 180,000 |
| 19-May-2012 | 2012 | 8 | 5 | MAY | 19 | 5/19/2012 | 182,000 |
| 20-May-2012 | 2012 | 8 | 5 | MAY | 20 | 5/20/2012 | 174,000 |
| 21-May-2012 | 2012 | 8 | 5 | MAY | 21 | 5/21/2012 | 192,000 |
| 22-May-2012 | 2012 | 8 | 5 | MAY | 22 | 5/22/2012 | 259,000 |
| 23-May-2012 | 2012 | 8 | 5 | MAY | 23 | 5/23/2012 | 264,000 |
| 24-May-2012 | 2012 | 8 | 5 | MAY | 24 | 5/24/2012 | 251,000 |
| 25-May-2012 | 2012 | 8 | 5 | MAY | 25 | 5/25/2012 | 240,000 |
| 26-May-2012 | 2012 | 8 | 5 | MAY | 26 | 5/26/2012 | 168,000 |
| 27-May-2012 | 2012 | 8 | 5 | MAY | 27 | 5/27/2012 | 198,000 |
| 28-May-2012 | 2012 | 8 | 5 | MAY | 28 | 5/28/2012 | 266,000 |
| 29-May-2012 | 2012 | 8 | 5 | MAY | 29 | 5/29/2012 | 240,000 |
| 30-May-2012 | 2012 | 8 | 5 | MAY | 30 | 5/30/2012 | 244,000 |
| 31-May-2012 | 2012 | 8 | 5 | MAY | 31 | 5/31/2012 | 232,000 |
| 01-Jun-2012 | 2012 | 9 | 6 | JUN | 1  | 6/1/2012  | 288,000 |
| 02-Jun-2012 | 2012 | 9 | 6 | JUN | 2  | 6/2/2012  | 253,000 |
| 03-Jun-2012 | 2012 | 9 | 6 | JUN | 3  | 6/3/2012  | 253,000 |
| 04-Jun-2012 | 2012 | 9 | 6 | JUN | 4  | 6/4/2012  | 247,000 |
| 05-Jun-2012 | 2012 | 9 | 6 | JUN | 5  | 6/5/2012  | 224,000 |
| 06-Jun-2012 | 2012 | 9 | 6 | JUN | 6  | 6/6/2012  | 221,000 |
| 07-Jun-2012 | 2012 | 9 | 6 | JUN | 7  | 6/7/2012  | 227,000 |
| 08-Jun-2012 | 2012 | 9 | 6 | JUN | 8  | 6/8/2012  | 207,000 |
| 09-Jun-2012 | 2012 | 9 | 6 | JUN | 9  | 6/9/2012  | 242,000 |
| 10-Jun-2012 | 2012 | 9 | 6 | JUN | 10 | 6/10/2012 | 234,000 |
| 11-Jun-2012 | 2012 | 9 | 6 | JUN | 11 | 6/11/2012 | 250,000 |
| 12-Jun-2012 | 2012 | 9 | 6 | JUN | 12 | 6/12/2012 | 239,000 |
| 13-Jun-2012 | 2012 | 9 | 6 | JUN | 13 | 6/13/2012 | 243,000 |
| 14-Jun-2012 | 2012 | 9 | 6 | JUN | 14 | 6/14/2012 | 237,000 |
| 15-Jun-2012 | 2012 | 9 | 6 | JUN | 15 | 6/15/2012 | 242,000 |

|             |      |    |   |     |    |           |         |
|-------------|------|----|---|-----|----|-----------|---------|
| 16-Jun-2012 | 2012 | 9  | 6 | JUN | 16 | 6/16/2012 | 226,000 |
| 17-Jun-2012 | 2012 | 9  | 6 | JUN | 17 | 6/17/2012 | 199,000 |
| 18-Jun-2012 | 2012 | 9  | 6 | JUN | 18 | 6/18/2012 | 241,000 |
| 19-Jun-2012 | 2012 | 9  | 6 | JUN | 19 | 6/19/2012 | 249,000 |
| 20-Jun-2012 | 2012 | 9  | 6 | JUN | 20 | 6/20/2012 | 250,000 |
| 21-Jun-2012 | 2012 | 9  | 6 | JUN | 21 | 6/21/2012 | 241,000 |
| 22-Jun-2012 | 2012 | 9  | 6 | JUN | 22 | 6/22/2012 | 245,000 |
| 23-Jun-2012 | 2012 | 9  | 6 | JUN | 23 | 6/23/2012 | 255,000 |
| 24-Jun-2012 | 2012 | 9  | 6 | JUN | 24 | 6/24/2012 | 261,000 |
| 25-Jun-2012 | 2012 | 9  | 6 | JUN | 25 | 6/25/2012 | 260,000 |
| 26-Jun-2012 | 2012 | 9  | 6 | JUN | 26 | 6/26/2012 | 263,000 |
| 27-Jun-2012 | 2012 | 9  | 6 | JUN | 27 | 6/27/2012 | 279,000 |
| 28-Jun-2012 | 2012 | 9  | 6 | JUN | 28 | 6/28/2012 | 255,000 |
| 29-Jun-2012 | 2012 | 9  | 6 | JUN | 29 | 6/29/2012 | 264,000 |
| 30-Jun-2012 | 2012 | 9  | 6 | JUN | 30 | 6/30/2012 | 219,000 |
| 01-Jul-2012 | 2012 | 10 | 7 | JUL | 1  | 7/1/2012  | 315,000 |
| 02-Jul-2012 | 2012 | 10 | 7 | JUL | 2  | 7/2/2012  | 304,000 |
| 03-Jul-2012 | 2012 | 10 | 7 | JUL | 3  | 7/3/2012  | 313,000 |
| 04-Jul-2012 | 2012 | 10 | 7 | JUL | 4  | 7/4/2012  | 332,000 |
| 05-Jul-2012 | 2012 | 10 | 7 | JUL | 5  | 7/5/2012  | 336,000 |
| 06-Jul-2012 | 2012 | 10 | 7 | JUL | 6  | 7/6/2012  | 346,000 |
| 07-Jul-2012 | 2012 | 10 | 7 | JUL | 7  | 7/7/2012  | 345,000 |
| 08-Jul-2012 | 2012 | 10 | 7 | JUL | 8  | 7/8/2012  | 318,000 |
| 09-Jul-2012 | 2012 | 10 | 7 | JUL | 9  | 7/9/2012  | 334,000 |
| 10-Jul-2012 | 2012 | 10 | 7 | JUL | 10 | 7/10/2012 | 374,000 |
| 11-Jul-2012 | 2012 | 10 | 7 | JUL | 11 | 7/11/2012 | 342,000 |
| 12-Jul-2012 | 2012 | 10 | 7 | JUL | 12 | 7/12/2012 | 426,000 |
| 13-Jul-2012 | 2012 | 10 | 7 | JUL | 13 | 7/13/2012 | 337,000 |
| 14-Jul-2012 | 2012 | 10 | 7 | JUL | 14 | 7/14/2012 | 366,000 |
| 15-Jul-2012 | 2012 | 10 | 7 | JUL | 15 | 7/15/2012 | 392,000 |
| 16-Jul-2012 | 2012 | 10 | 7 | JUL | 16 | 7/16/2012 | 301,000 |
| 17-Jul-2012 | 2012 | 10 | 7 | JUL | 17 | 7/17/2012 | 359,000 |
| 18-Jul-2012 | 2012 | 10 | 7 | JUL | 18 | 7/18/2012 | 332,000 |
| 19-Jul-2012 | 2012 | 10 | 7 | JUL | 19 | 7/19/2012 | 307,000 |
| 20-Jul-2012 | 2012 | 10 | 7 | JUL | 20 | 7/20/2012 | 293,000 |
| 21-Jul-2012 | 2012 | 10 | 7 | JUL | 21 | 7/21/2012 | 297,000 |
| 22-Jul-2012 | 2012 | 10 | 7 | JUL | 22 | 7/22/2012 | 297,000 |
| 23-Jul-2012 | 2012 | 10 | 7 | JUL | 23 | 7/23/2012 | 289,000 |
| 24-Jul-2012 | 2012 | 10 | 7 | JUL | 24 | 7/24/2012 | 281,000 |
| 25-Jul-2012 | 2012 | 10 | 7 | JUL | 25 | 7/25/2012 | 306,000 |
| 26-Jul-2012 | 2012 | 10 | 7 | JUL | 26 | 7/26/2012 | 357,000 |
| 27-Jul-2012 | 2012 | 10 | 7 | JUL | 27 | 7/27/2012 | 342,000 |
| 28-Jul-2012 | 2012 | 10 | 7 | JUL | 28 | 7/28/2012 | 342,000 |
| 29-Jul-2012 | 2012 | 10 | 7 | JUL | 29 | 7/29/2012 | 353,000 |
| 30-Jul-2012 | 2012 | 10 | 7 | JUL | 30 | 7/30/2012 | 330,000 |
| 31-Jul-2012 | 2012 | 10 | 7 | JUL | 31 | 7/31/2012 | 374,000 |
| 01-Aug-2012 | 2012 | 11 | 8 | AUG | 1  | 8/1/2012  | 411,000 |
| 02-Aug-2012 | 2012 | 11 | 8 | AUG | 2  | 8/2/2012  | 408,000 |
| 03-Aug-2012 | 2012 | 11 | 8 | AUG | 3  | 8/3/2012  | 342,000 |
| 04-Aug-2012 | 2012 | 11 | 8 | AUG | 4  | 8/4/2012  | 403,000 |
| 05-Aug-2012 | 2012 | 11 | 8 | AUG | 5  | 8/5/2012  | 397,000 |
| 06-Aug-2012 | 2012 | 11 | 8 | AUG | 6  | 8/6/2012  | 428,000 |
| 07-Aug-2012 | 2012 | 11 | 8 | AUG | 7  | 8/7/2012  | 333,000 |
| 08-Aug-2012 | 2012 | 11 | 8 | AUG | 8  | 8/8/2012  | 367,000 |
| 09-Aug-2012 | 2012 | 11 | 8 | AUG | 9  | 8/9/2012  | 297,000 |
| 10-Aug-2012 | 2012 | 11 | 8 | AUG | 10 | 8/10/2012 | 317,000 |
| 11-Aug-2012 | 2012 | 11 | 8 | AUG | 11 | 8/11/2012 | 315,000 |
| 12-Aug-2012 | 2012 | 11 | 8 | AUG | 12 | 8/12/2012 | 333,000 |
| 13-Aug-2012 | 2012 | 11 | 8 | AUG | 13 | 8/13/2012 | 297,000 |
| 14-Aug-2012 | 2012 | 11 | 8 | AUG | 14 | 8/14/2012 | 304,000 |
| 15-Aug-2012 | 2012 | 11 | 8 | AUG | 15 | 8/15/2012 | 285,000 |
| 16-Aug-2012 | 2012 | 11 | 8 | AUG | 16 | 8/16/2012 | 317,000 |
| 17-Aug-2012 | 2012 | 11 | 8 | AUG | 17 | 8/17/2012 | 392,000 |
| 18-Aug-2012 | 2012 | 11 | 8 | AUG | 18 | 8/18/2012 | 363,000 |
| 19-Aug-2012 | 2012 | 11 | 8 | AUG | 19 | 8/19/2012 | 323,000 |
| 20-Aug-2012 | 2012 | 11 | 8 | AUG | 20 | 8/20/2012 | 339,000 |
| 21-Aug-2012 | 2012 | 11 | 8 | AUG | 21 | 8/21/2012 | 299,000 |
| 22-Aug-2012 | 2012 | 11 | 8 | AUG | 22 | 8/22/2012 | 258,000 |
| 23-Aug-2012 | 2012 | 11 | 8 | AUG | 23 | 8/23/2012 | 238,000 |
| 24-Aug-2012 | 2012 | 11 | 8 | AUG | 24 | 8/24/2012 | 250,000 |
| 25-Aug-2012 | 2012 | 11 | 8 | AUG | 25 | 8/25/2012 | 233,000 |
| 26-Aug-2012 | 2012 | 11 | 8 | AUG | 26 | 8/26/2012 | 268,000 |
| 27-Aug-2012 | 2012 | 11 | 8 | AUG | 27 | 8/27/2012 | 220,000 |
| 28-Aug-2012 | 2012 | 11 | 8 | AUG | 28 | 8/28/2012 | 248,000 |
| 29-Aug-2012 | 2012 | 11 | 8 | AUG | 29 | 8/29/2012 | 207,000 |
| 30-Aug-2012 | 2012 | 11 | 8 | AUG | 30 | 8/30/2012 | 301,000 |
| 31-Aug-2012 | 2012 | 11 | 8 | AUG | 31 | 8/31/2012 | 313,000 |
| 01-Sep-2012 | 2012 | 12 | 9 | SEP | 1  | 9/1/2012  | 337,000 |
| 02-Sep-2012 | 2012 | 12 | 9 | SEP | 2  | 9/2/2012  | 436,000 |

|             |      |    |    |     |    |            |         |
|-------------|------|----|----|-----|----|------------|---------|
| 03-Sep-2012 | 2012 | 12 | 9  | SEP | 3  | 9/3/2012   | 352,000 |
| 04-Sep-2012 | 2012 | 12 | 9  | SEP | 4  | 9/4/2012   | 290,000 |
| 05-Sep-2012 | 2012 | 12 | 9  | SEP | 5  | 9/5/2012   | 293,000 |
| 06-Sep-2012 | 2012 | 12 | 9  | SEP | 6  | 9/6/2012   | 278,000 |
| 07-Sep-2012 | 2012 | 12 | 9  | SEP | 7  | 9/7/2012   | 213,000 |
| 08-Sep-2012 | 2012 | 12 | 9  | SEP | 8  | 9/8/2012   | 281,000 |
| 09-Sep-2012 | 2012 | 12 | 9  | SEP | 9  | 9/9/2012   | 207,000 |
| 10-Sep-2012 | 2012 | 12 | 9  | SEP | 10 | 9/10/2012  | 273,000 |
| 11-Sep-2012 | 2012 | 12 | 9  | SEP | 11 | 9/11/2012  | 218,000 |
| 12-Sep-2012 | 2012 | 12 | 9  | SEP | 12 | 9/12/2012  | 245,000 |
| 13-Sep-2012 | 2012 | 12 | 9  | SEP | 13 | 9/13/2012  | 242,000 |
| 14-Sep-2012 | 2012 | 12 | 9  | SEP | 14 | 9/14/2012  | 264,000 |
| 15-Sep-2012 | 2012 | 12 | 9  | SEP | 15 | 9/15/2012  | 199,000 |
| 16-Sep-2012 | 2012 | 12 | 9  | SEP | 16 | 9/16/2012  | 257,000 |
| 17-Sep-2012 | 2012 | 12 | 9  | SEP | 17 | 9/17/2012  | 201,000 |
| 18-Sep-2012 | 2012 | 12 | 9  | SEP | 18 | 9/18/2012  | 190,000 |
| 19-Sep-2012 | 2012 | 12 | 9  | SEP | 19 | 9/19/2012  | 265,000 |
| 20-Sep-2012 | 2012 | 12 | 9  | SEP | 20 | 9/20/2012  | 267,000 |
| 21-Sep-2012 | 2012 | 12 | 9  | SEP | 21 | 9/21/2012  | 258,000 |
| 22-Sep-2012 | 2012 | 12 | 9  | SEP | 22 | 9/22/2012  | 205,000 |
| 23-Sep-2012 | 2012 | 12 | 9  | SEP | 23 | 9/23/2012  | 215,000 |
| 24-Sep-2012 | 2012 | 12 | 9  | SEP | 24 | 9/24/2012  | 294,000 |
| 25-Sep-2012 | 2012 | 12 | 9  | SEP | 25 | 9/25/2012  | 288,000 |
| 26-Sep-2012 | 2012 | 12 | 9  | SEP | 26 | 9/26/2012  | 258,000 |
| 27-Sep-2012 | 2012 | 12 | 9  | SEP | 27 | 9/27/2012  | 270,000 |
| 28-Sep-2012 | 2012 | 12 | 9  | SEP | 28 | 9/28/2012  | 233,000 |
| 29-Sep-2012 | 2012 | 12 | 9  | SEP | 29 | 9/29/2012  | 223,000 |
| 30-Sep-2012 | 2012 | 12 | 9  | SEP | 30 | 9/30/2012  | 198,000 |
| 01-Oct-2012 | 2012 | 1  | 10 | OCT | 1  | 10/1/2012  | 203,000 |
| 02-Oct-2012 | 2012 | 1  | 10 | OCT | 2  | 10/2/2012  | 174,000 |
| 03-Oct-2012 | 2012 | 1  | 10 | OCT | 3  | 10/3/2012  | 180,000 |
| 04-Oct-2012 | 2012 | 1  | 10 | OCT | 4  | 10/4/2012  | 195,000 |
| 05-Oct-2012 | 2012 | 1  | 10 | OCT | 5  | 10/5/2012  | 162,000 |
| 06-Oct-2012 | 2012 | 1  | 10 | OCT | 6  | 10/6/2012  | 214,000 |
| 07-Oct-2012 | 2012 | 1  | 10 | OCT | 7  | 10/7/2012  | 210,000 |
| 08-Oct-2012 | 2012 | 1  | 10 | OCT | 8  | 10/8/2012  | 178,000 |
| 09-Oct-2012 | 2012 | 1  | 10 | OCT | 9  | 10/9/2012  | 183,000 |
| 10-Oct-2012 | 2012 | 1  | 10 | OCT | 10 | 10/10/2012 | 169,000 |
| 11-Oct-2012 | 2012 | 1  | 10 | OCT | 11 | 10/11/2012 | 191,000 |
| 12-Oct-2012 | 2012 | 1  | 10 | OCT | 12 | 10/12/2012 | 212,000 |
| 13-Oct-2012 | 2012 | 1  | 10 | OCT | 13 | 10/13/2012 | 177,000 |
| 14-Oct-2012 | 2012 | 1  | 10 | OCT | 14 | 10/14/2012 | 209,000 |
| 15-Oct-2012 | 2012 | 1  | 10 | OCT | 15 | 10/15/2012 | 183,000 |
| 16-Oct-2012 | 2012 | 1  | 10 | OCT | 16 | 10/16/2012 | 162,000 |
| 17-Oct-2012 | 2012 | 1  | 10 | OCT | 17 | 10/17/2012 | 200,000 |
| 18-Oct-2012 | 2012 | 1  | 10 | OCT | 18 | 10/18/2012 | 153,000 |
| 19-Oct-2012 | 2012 | 1  | 10 | OCT | 19 | 10/19/2012 | 122,000 |
| 20-Oct-2012 | 2012 | 1  | 10 | OCT | 20 | 10/20/2012 | 159,000 |
| 21-Oct-2012 | 2012 | 1  | 10 | OCT | 21 | 10/21/2012 | 154,000 |
| 22-Oct-2012 | 2012 | 1  | 10 | OCT | 22 | 10/22/2012 | 210,000 |
| 23-Oct-2012 | 2012 | 1  | 10 | OCT | 23 | 10/23/2012 | 155,000 |
| 24-Oct-2012 | 2012 | 1  | 10 | OCT | 24 | 10/24/2012 | 160,000 |
| 25-Oct-2012 | 2012 | 1  | 10 | OCT | 25 | 10/25/2012 | 153,000 |
| 26-Oct-2012 | 2012 | 1  | 10 | OCT | 26 | 10/26/2012 | 127,000 |
| 27-Oct-2012 | 2012 | 1  | 10 | OCT | 27 | 10/27/2012 | 159,000 |
| 28-Oct-2012 | 2012 | 1  | 10 | OCT | 28 | 10/28/2012 | 143,000 |
| 29-Oct-2012 | 2012 | 1  | 10 | OCT | 29 | 10/29/2012 | 217,000 |
| 30-Oct-2012 | 2012 | 1  | 10 | OCT | 30 | 10/30/2012 | 155,000 |
| 31-Oct-2012 | 2012 | 1  | 10 | OCT | 31 | 10/31/2012 | 196,000 |
| 01-Nov-2012 | 2012 | 2  | 11 | NOV | 1  | 11/1/2012  | 145,000 |
| 02-Nov-2012 | 2012 | 2  | 11 | NOV | 2  | 11/2/2012  | 202,000 |
| 03-Nov-2012 | 2012 | 2  | 11 | NOV | 3  | 11/3/2012  | 188,000 |
| 04-Nov-2012 | 2012 | 2  | 11 | NOV | 4  | 11/4/2012  | 149,000 |
| 05-Nov-2012 | 2012 | 2  | 11 | NOV | 5  | 11/5/2012  | 177,000 |
| 06-Nov-2012 | 2012 | 2  | 11 | NOV | 6  | 11/6/2012  | 136,000 |
| 07-Nov-2012 | 2012 | 2  | 11 | NOV | 7  | 11/7/2012  | 195,000 |
| 08-Nov-2012 | 2012 | 2  | 11 | NOV | 8  | 11/8/2012  | 196,000 |
| 09-Nov-2012 | 2012 | 2  | 11 | NOV | 9  | 11/9/2012  | 189,000 |
| 10-Nov-2012 | 2012 | 2  | 11 | NOV | 10 | 11/10/2012 | 182,000 |
| 11-Nov-2012 | 2012 | 2  | 11 | NOV | 11 | 11/11/2012 | 165,000 |
| 12-Nov-2012 | 2012 | 2  | 11 | NOV | 12 | 11/12/2012 | 166,000 |
| 13-Nov-2012 | 2012 | 2  | 11 | NOV | 13 | 11/13/2012 | 161,000 |
| 14-Nov-2012 | 2012 | 2  | 11 | NOV | 14 | 11/14/2012 | 178,000 |
| 15-Nov-2012 | 2012 | 2  | 11 | NOV | 15 | 11/15/2012 | 202,000 |
| 16-Nov-2012 | 2012 | 2  | 11 | NOV | 16 | 11/16/2012 | 195,000 |
| 17-Nov-2012 | 2012 | 2  | 11 | NOV | 17 | 11/17/2012 | 168,000 |
| 18-Nov-2012 | 2012 | 2  | 11 | NOV | 18 | 11/18/2012 | 176,000 |
| 19-Nov-2012 | 2012 | 2  | 11 | NOV | 19 | 11/19/2012 | 176,000 |
| 20-Nov-2012 | 2012 | 2  | 11 | NOV | 20 | 11/20/2012 | 128,000 |



|             |      |   |    |     |    |            |         |
|-------------|------|---|----|-----|----|------------|---------|
| 21-Nov-2012 | 2012 | 2 | 11 | NOV | 21 | 11/21/2012 | 181,000 |
| 22-Nov-2012 | 2012 | 2 | 11 | NOV | 22 | 11/22/2012 | 205,000 |
| 23-Nov-2012 | 2012 | 2 | 11 | NOV | 23 | 11/23/2012 | 235,000 |
| 24-Nov-2012 | 2012 | 2 | 11 | NOV | 24 | 11/24/2012 | 240,000 |
| 25-Nov-2012 | 2012 | 2 | 11 | NOV | 25 | 11/25/2012 | 213,000 |
| 26-Nov-2012 | 2012 | 2 | 11 | NOV | 26 | 11/26/2012 | 200,000 |
| 27-Nov-2012 | 2012 | 2 | 11 | NOV | 27 | 11/27/2012 | 189,000 |
| 28-Nov-2012 | 2012 | 2 | 11 | NOV | 28 | 11/28/2012 | 229,000 |
| 29-Nov-2012 | 2012 | 2 | 11 | NOV | 29 | 11/29/2012 | 219,000 |
| 30-Nov-2012 | 2012 | 2 | 11 | NOV | 30 | 11/30/2012 | 231,000 |
| 01-Dec-2012 | 2012 | 3 | 12 | DEC | 1  | 12/1/2012  | 244,000 |
| 02-Dec-2012 | 2012 | 3 | 12 | DEC | 2  | 12/2/2012  | 243,000 |
| 03-Dec-2012 | 2012 | 3 | 12 | DEC | 3  | 12/3/2012  | 224,000 |
| 04-Dec-2012 | 2012 | 3 | 12 | DEC | 4  | 12/4/2012  | 209,000 |
| 05-Dec-2012 | 2012 | 3 | 12 | DEC | 5  | 12/5/2012  | 223,000 |
| 06-Dec-2012 | 2012 | 3 | 12 | DEC | 6  | 12/6/2012  | 234,000 |
| 07-Dec-2012 | 2012 | 3 | 12 | DEC | 7  | 12/7/2012  | 230,000 |
| 08-Dec-2012 | 2012 | 3 | 12 | DEC | 8  | 12/8/2012  | 223,000 |
| 09-Dec-2012 | 2012 | 3 | 12 | DEC | 9  | 12/9/2012  | 265,000 |
| 10-Dec-2012 | 2012 | 3 | 12 | DEC | 10 | 12/10/2012 | 225,000 |
| 11-Dec-2012 | 2012 | 3 | 12 | DEC | 11 | 12/11/2012 | 250,000 |
| 12-Dec-2012 | 2012 | 3 | 12 | DEC | 12 | 12/12/2012 | 264,000 |
| 13-Dec-2012 | 2012 | 3 | 12 | DEC | 13 | 12/13/2012 | 300,000 |
| 14-Dec-2012 | 2012 | 3 | 12 | DEC | 14 | 12/14/2012 | 302,000 |
| 15-Dec-2012 | 2012 | 3 | 12 | DEC | 15 | 12/15/2012 | 335,000 |
| 16-Dec-2012 | 2012 | 3 | 12 | DEC | 16 | 12/16/2012 | 366,000 |
| 17-Dec-2012 | 2012 | 3 | 12 | DEC | 17 | 12/17/2012 | 356,000 |
| 18-Dec-2012 | 2012 | 3 | 12 | DEC | 18 | 12/18/2012 | 335,000 |
| 19-Dec-2012 | 2012 | 3 | 12 | DEC | 19 | 12/19/2012 | 296,000 |
| 20-Dec-2012 | 2012 | 3 | 12 | DEC | 20 | 12/20/2012 | 325,000 |
| 21-Dec-2012 | 2012 | 3 | 12 | DEC | 21 | 12/21/2012 | 355,000 |
| 22-Dec-2012 | 2012 | 3 | 12 | DEC | 22 | 12/22/2012 | 324,000 |
| 23-Dec-2012 | 2012 | 3 | 12 | DEC | 23 | 12/23/2012 | 415,000 |
| 24-Dec-2012 | 2012 | 3 | 12 | DEC | 24 | 12/24/2012 | 407,000 |
| 25-Dec-2012 | 2012 | 3 | 12 | DEC | 25 | 12/25/2012 | 456,000 |
| 26-Dec-2012 | 2012 | 3 | 12 | DEC | 26 | 12/26/2012 | 439,000 |
| 27-Dec-2012 | 2012 | 3 | 12 | DEC | 27 | 12/27/2012 | 536,000 |
| 28-Dec-2012 | 2012 | 3 | 12 | DEC | 28 | 12/28/2012 | 561,000 |
| 29-Dec-2012 | 2012 | 3 | 12 | DEC | 29 | 12/29/2012 | 627,000 |
| 30-Dec-2012 | 2012 | 3 | 12 | DEC | 30 | 12/30/2012 | 636,000 |
| 31-Dec-2012 | 2012 | 3 | 12 | DEC | 31 | 12/31/2012 | 638,000 |
| 01-Jan-2013 | 2013 | 4 | 1  | JAN | 1  | 1/1/2013   | 522,000 |
| 02-Jan-2013 | 2013 | 4 | 1  | JAN | 2  | 1/2/2013   | 434,000 |
| 03-Jan-2013 | 2013 | 4 | 1  | JAN | 3  | 1/3/2013   | 333,000 |
| 04-Jan-2013 | 2013 | 4 | 1  | JAN | 4  | 1/4/2013   | 502,000 |
| 05-Jan-2013 | 2013 | 4 | 1  | JAN | 5  | 1/5/2013   | 413,000 |
| 06-Jan-2013 | 2013 | 4 | 1  | JAN | 6  | 1/6/2013   | 422,000 |
| 07-Jan-2013 | 2013 | 4 | 1  | JAN | 7  | 1/7/2013   | 383,000 |
| 08-Jan-2013 | 2013 | 4 | 1  | JAN | 8  | 1/8/2013   | 375,000 |
| 09-Jan-2013 | 2013 | 4 | 1  | JAN | 9  | 1/9/2013   | 334,000 |
| 10-Jan-2013 | 2013 | 4 | 1  | JAN | 10 | 1/10/2013  | 355,000 |
| 11-Jan-2013 | 2013 | 4 | 1  | JAN | 11 | 1/11/2013  | 287,000 |
| 12-Jan-2013 | 2013 | 4 | 1  | JAN | 12 | 1/12/2013  | 280,000 |
| 13-Jan-2013 | 2013 | 4 | 1  | JAN | 13 | 1/13/2013  | 317,000 |
| 14-Jan-2013 | 2013 | 4 | 1  | JAN | 14 | 1/14/2013  | 322,000 |
| 15-Jan-2013 | 2013 | 4 | 1  | JAN | 15 | 1/15/2013  | 285,000 |
| 16-Jan-2013 | 2013 | 4 | 1  | JAN | 16 | 1/16/2013  | 266,000 |
| 17-Jan-2013 | 2013 | 4 | 1  | JAN | 17 | 1/17/2013  | 334,000 |
| 18-Jan-2013 | 2013 | 4 | 1  | JAN | 18 | 1/18/2013  | 345,000 |
| 19-Jan-2013 | 2013 | 4 | 1  | JAN | 19 | 1/19/2013  | 424,000 |
| 20-Jan-2013 | 2013 | 4 | 1  | JAN | 20 | 1/20/2013  | 420,000 |
| 21-Jan-2013 | 2013 | 4 | 1  | JAN | 21 | 1/21/2013  | 370,000 |
| 22-Jan-2013 | 2013 | 4 | 1  | JAN | 22 | 1/22/2013  | 330,000 |
| 23-Jan-2013 | 2013 | 4 | 1  | JAN | 23 | 1/23/2013  | 287,000 |
| 24-Jan-2013 | 2013 | 4 | 1  | JAN | 24 | 1/24/2013  | 303,000 |
| 25-Jan-2013 | 2013 | 4 | 1  | JAN | 25 | 1/25/2013  | 290,000 |
| 26-Jan-2013 | 2013 | 4 | 1  | JAN | 26 | 1/26/2013  | 311,000 |
| 27-Jan-2013 | 2013 | 4 | 1  | JAN | 27 | 1/27/2013  | 316,000 |
| 28-Jan-2013 | 2013 | 4 | 1  | JAN | 28 | 1/28/2013  | 298,000 |
| 29-Jan-2013 | 2013 | 4 | 1  | JAN | 29 | 1/29/2013  | 283,000 |
| 30-Jan-2013 | 2013 | 4 | 1  | JAN | 30 | 1/30/2013  | 511,000 |
| 31-Jan-2013 | 2013 | 4 | 1  | JAN | 31 | 1/31/2013  | 336,000 |
| 01-Feb-2013 | 2013 | 5 | 2  | FEB | 1  | 2/1/2013   | 336,000 |
| 02-Feb-2013 | 2013 | 5 | 2  | FEB | 2  | 2/2/2013   | 400,000 |
| 03-Feb-2013 | 2013 | 5 | 2  | FEB | 3  | 2/3/2013   | 395,000 |
| 04-Feb-2013 | 2013 | 5 | 2  | FEB | 4  | 2/4/2013   | 374,000 |
| 05-Feb-2013 | 2013 | 5 | 2  | FEB | 5  | 2/5/2013   | 318,000 |
| 06-Feb-2013 | 2013 | 5 | 2  | FEB | 6  | 2/6/2013   | 341,000 |
| 07-Feb-2013 | 2013 | 5 | 2  | FEB | 7  | 2/7/2013   | 409,000 |

|             |      |   |   |     |    |           |         |
|-------------|------|---|---|-----|----|-----------|---------|
| 08-Feb-2013 | 2013 | 5 | 2 | FEB | 8  | 2/8/2013  | 382,000 |
| 09-Feb-2013 | 2013 | 5 | 2 | FEB | 9  | 2/9/2013  | 418,000 |
| 10-Feb-2013 | 2013 | 5 | 2 | FEB | 10 | 2/10/2013 | 391,000 |
| 11-Feb-2013 | 2013 | 5 | 2 | FEB | 11 | 2/11/2013 | 289,000 |
| 12-Feb-2013 | 2013 | 5 | 2 | FEB | 12 | 2/12/2013 | 311,000 |
| 13-Feb-2013 | 2013 | 5 | 2 | FEB | 13 | 2/13/2013 | 310,000 |
| 14-Feb-2013 | 2013 | 5 | 2 | FEB | 14 | 2/14/2013 | 332,000 |
| 15-Feb-2013 | 2013 | 5 | 2 | FEB | 15 | 2/15/2013 | 421,000 |
| 16-Feb-2013 | 2013 | 5 | 2 | FEB | 16 | 2/16/2013 | 462,000 |
| 17-Feb-2013 | 2013 | 5 | 2 | FEB | 17 | 2/17/2013 | 473,000 |
| 18-Feb-2013 | 2013 | 5 | 2 | FEB | 18 | 2/18/2013 | 450,000 |
| 19-Feb-2013 | 2013 | 5 | 2 | FEB | 19 | 2/19/2013 | 343,000 |
| 20-Feb-2013 | 2013 | 5 | 2 | FEB | 20 | 2/20/2013 | 341,000 |
| 21-Feb-2013 | 2013 | 5 | 2 | FEB | 21 | 2/21/2013 | 343,000 |
| 22-Feb-2013 | 2013 | 5 | 2 | FEB | 22 | 2/22/2013 | 370,000 |
| 23-Feb-2013 | 2013 | 5 | 2 | FEB | 23 | 2/23/2013 | 430,000 |
| 24-Feb-2013 | 2013 | 5 | 2 | FEB | 24 | 2/24/2013 | 402,000 |
| 25-Feb-2013 | 2013 | 5 | 2 | FEB | 25 | 2/25/2013 | 373,000 |
| 26-Feb-2013 | 2013 | 5 | 2 | FEB | 26 | 2/26/2013 | 379,000 |
| 27-Feb-2013 | 2013 | 5 | 2 | FEB | 27 | 2/27/2013 | 353,000 |
| 28-Feb-2013 | 2013 | 5 | 2 | FEB | 28 | 2/28/2013 | 453,000 |
| 01-Mar-2013 | 2013 | 6 | 3 | MAR | 1  | 3/1/2013  | 441,000 |
| 02-Mar-2013 | 2013 | 6 | 3 | MAR | 2  | 3/2/2013  | 468,000 |
| 03-Mar-2013 | 2013 | 6 | 3 | MAR | 3  | 3/3/2013  | 445,000 |
| 04-Mar-2013 | 2013 | 6 | 3 | MAR | 4  | 3/4/2013  | 409,000 |
| 05-Mar-2013 | 2013 | 6 | 3 | MAR | 5  | 3/5/2013  | 391,000 |
| 06-Mar-2013 | 2013 | 6 | 3 | MAR | 6  | 3/6/2013  | 392,000 |
| 07-Mar-2013 | 2013 | 6 | 3 | MAR | 7  | 3/7/2013  | 397,000 |
| 08-Mar-2013 | 2013 | 6 | 3 | MAR | 8  | 3/8/2013  | 394,000 |
| 09-Mar-2013 | 2013 | 6 | 3 | MAR | 9  | 3/9/2013  | 375,000 |
| 10-Mar-2013 | 2013 | 6 | 3 | MAR | 10 | 3/10/2013 | 391,000 |
| 11-Mar-2013 | 2013 | 6 | 3 | MAR | 11 | 3/11/2013 | 371,000 |
| 12-Mar-2013 | 2013 | 6 | 3 | MAR | 12 | 3/12/2013 | 348,000 |
| 13-Mar-2013 | 2013 | 6 | 3 | MAR | 13 | 3/13/2013 | 366,000 |
| 14-Mar-2013 | 2013 | 6 | 3 | MAR | 14 | 3/14/2013 | 431,000 |
| 15-Mar-2013 | 2013 | 6 | 3 | MAR | 15 | 3/15/2013 | 491,000 |
| 16-Mar-2013 | 2013 | 6 | 3 | MAR | 16 | 3/16/2013 | 424,000 |
| 17-Mar-2013 | 2013 | 6 | 3 | MAR | 17 | 3/17/2013 | 452,000 |
| 18-Mar-2013 | 2013 | 6 | 3 | MAR | 18 | 3/18/2013 | 371,000 |
| 19-Mar-2013 | 2013 | 6 | 3 | MAR | 19 | 3/19/2013 | 368,000 |
| 20-Mar-2013 | 2013 | 6 | 3 | MAR | 20 | 3/20/2013 | 351,000 |
| 21-Mar-2013 | 2013 | 6 | 3 | MAR | 21 | 3/21/2013 | 390,000 |
| 22-Mar-2013 | 2013 | 6 | 3 | MAR | 22 | 3/22/2013 | 384,000 |
| 23-Mar-2013 | 2013 | 6 | 3 | MAR | 23 | 3/23/2013 | 387,000 |
| 24-Mar-2013 | 2013 | 6 | 3 | MAR | 24 | 3/24/2013 | 363,000 |
| 25-Mar-2013 | 2013 | 6 | 3 | MAR | 25 | 3/25/2013 | 379,000 |
| 26-Mar-2013 | 2013 | 6 | 3 | MAR | 26 | 3/26/2013 | 426,000 |
| 27-Mar-2013 | 2013 | 6 | 3 | MAR | 27 | 3/27/2013 | 401,000 |
| 28-Mar-2013 | 2013 | 6 | 3 | MAR | 28 | 3/28/2013 | 422,000 |
| 29-Mar-2013 | 2013 | 6 | 3 | MAR | 29 | 3/29/2013 | 477,000 |
| 30-Mar-2013 | 2013 | 6 | 3 | MAR | 30 | 3/30/2013 | 484,000 |
| 31-Mar-2013 | 2013 | 6 | 3 | MAR | 31 | 3/31/2013 | 489,000 |
| 01-Apr-2013 | 2013 | 7 | 4 | APR | 1  | 4/1/2013  | 442,000 |
| 02-Apr-2013 | 2013 | 7 | 4 | APR | 2  | 4/2/2013  | 413,000 |
| 03-Apr-2013 | 2013 | 7 | 4 | APR | 3  | 4/3/2013  | 410,000 |
| 04-Apr-2013 | 2013 | 7 | 4 | APR | 4  | 4/4/2013  | 404,000 |
| 05-Apr-2013 | 2013 | 7 | 4 | APR | 5  | 4/5/2013  | 409,000 |
| 06-Apr-2013 | 2013 | 7 | 4 | APR | 6  | 4/6/2013  | 458,000 |
| 07-Apr-2013 | 2013 | 7 | 4 | APR | 7  | 4/7/2013  | 373,000 |
| 08-Apr-2013 | 2013 | 7 | 4 | APR | 8  | 4/8/2013  | 372,000 |
| 09-Apr-2013 | 2013 | 7 | 4 | APR | 9  | 4/9/2013  | 363,000 |
| 10-Apr-2013 | 2013 | 7 | 4 | APR | 10 | 4/10/2013 | 206,000 |
| 11-Apr-2013 | 2013 | 7 | 4 | APR | 11 | 4/11/2013 | 316,000 |
| 12-Apr-2013 | 2013 | 7 | 4 | APR | 12 | 4/12/2013 | 316,000 |
| 13-Apr-2013 | 2013 | 7 | 4 | APR | 13 | 4/13/2013 | 393,000 |
| 14-Apr-2013 | 2013 | 7 | 4 | APR | 14 | 4/14/2013 | 421,000 |
| 15-Apr-2013 | 2013 | 7 | 4 | APR | 15 | 4/15/2013 | 345,000 |
| 16-Apr-2013 | 2013 | 7 | 4 | APR | 16 | 4/16/2013 | 245,000 |
| 17-Apr-2013 | 2013 | 7 | 4 | APR | 17 | 4/17/2013 | 245,000 |
| 18-Apr-2013 | 2013 | 7 | 4 | APR | 18 | 4/18/2013 | 276,000 |
| 19-Apr-2013 | 2013 | 7 | 4 | APR | 19 | 4/19/2013 | 256,000 |
| 20-Apr-2013 | 2013 | 7 | 4 | APR | 20 | 4/20/2013 | 241,000 |
| 21-Apr-2013 | 2013 | 7 | 4 | APR | 21 | 4/21/2013 | 249,000 |
| 22-Apr-2013 | 2013 | 7 | 4 | APR | 22 | 4/22/2013 | 284,000 |
| 23-Apr-2013 | 2013 | 7 | 4 | APR | 23 | 4/23/2013 | 233,000 |
| 24-Apr-2013 | 2013 | 7 | 4 | APR | 24 | 4/24/2013 | 201,000 |
| 25-Apr-2013 | 2013 | 7 | 4 | APR | 25 | 4/25/2013 | 183,000 |
| 26-Apr-2013 | 2013 | 7 | 4 | APR | 26 | 4/26/2013 | 203,000 |
| 27-Apr-2013 | 2013 | 7 | 4 | APR | 27 | 4/27/2013 | 196,000 |

|             |      |    |   |     |    |           |         |
|-------------|------|----|---|-----|----|-----------|---------|
| 28-Apr-2013 | 2013 | 7  | 4 | APR | 28 | 4/28/2013 | 245,000 |
| 29-Apr-2013 | 2013 | 7  | 4 | APR | 29 | 4/29/2013 | 261,000 |
| 30-Apr-2013 | 2013 | 7  | 4 | APR | 30 | 4/30/2013 | 260,000 |
| 01-May-2013 | 2013 | 8  | 5 | MAY | 1  | 5/1/2013  | 244,000 |
| 02-May-2013 | 2013 | 8  | 5 | MAY | 2  | 5/2/2013  | 181,000 |
| 03-May-2013 | 2013 | 8  | 5 | MAY | 3  | 5/3/2013  | 233,000 |
| 04-May-2013 | 2013 | 8  | 5 | MAY | 4  | 5/4/2013  | 179,000 |
| 05-May-2013 | 2013 | 8  | 5 | MAY | 5  | 5/5/2013  | 249,000 |
| 06-May-2013 | 2013 | 8  | 5 | MAY | 6  | 5/6/2013  | 282,000 |
| 07-May-2013 | 2013 | 8  | 5 | MAY | 7  | 5/7/2013  | 319,000 |
| 08-May-2013 | 2013 | 8  | 5 | MAY | 8  | 5/8/2013  | 358,000 |
| 09-May-2013 | 2013 | 8  | 5 | MAY | 9  | 5/9/2013  | 275,000 |
| 10-May-2013 | 2013 | 8  | 5 | MAY | 10 | 5/10/2013 | 341,000 |
| 11-May-2013 | 2013 | 8  | 5 | MAY | 11 | 5/11/2013 | 263,000 |
| 12-May-2013 | 2013 | 8  | 5 | MAY | 12 | 5/12/2013 | 276,000 |
| 13-May-2013 | 2013 | 8  | 5 | MAY | 13 | 5/13/2013 | 298,000 |
| 14-May-2013 | 2013 | 8  | 5 | MAY | 14 | 5/14/2013 | 238,000 |
| 15-May-2013 | 2013 | 8  | 5 | MAY | 15 | 5/15/2013 | 211,000 |
| 16-May-2013 | 2013 | 8  | 5 | MAY | 16 | 5/16/2013 | 193,000 |
| 17-May-2013 | 2013 | 8  | 5 | MAY | 17 | 5/17/2013 | 222,000 |
| 18-May-2013 | 2013 | 8  | 5 | MAY | 18 | 5/18/2013 | 217,000 |
| 19-May-2013 | 2013 | 8  | 5 | MAY | 19 | 5/19/2013 | 232,000 |
| 20-May-2013 | 2013 | 8  | 5 | MAY | 20 | 5/20/2013 | 408,000 |
| 21-May-2013 | 2013 | 8  | 5 | MAY | 21 | 5/21/2013 | 338,000 |
| 22-May-2013 | 2013 | 8  | 5 | MAY | 22 | 5/22/2013 | 307,000 |
| 23-May-2013 | 2013 | 8  | 5 | MAY | 23 | 5/23/2013 | 315,000 |
| 24-May-2013 | 2013 | 8  | 5 | MAY | 24 | 5/24/2013 | 337,000 |
| 25-May-2013 | 2013 | 8  | 5 | MAY | 25 | 5/25/2013 | 310,000 |
| 26-May-2013 | 2013 | 8  | 5 | MAY | 26 | 5/26/2013 | 284,000 |
| 27-May-2013 | 2013 | 8  | 5 | MAY | 27 | 5/27/2013 | 305,000 |
| 28-May-2013 | 2013 | 8  | 5 | MAY | 28 | 5/28/2013 | 296,000 |
| 29-May-2013 | 2013 | 8  | 5 | MAY | 29 | 5/29/2013 | 286,000 |
| 30-May-2013 | 2013 | 8  | 5 | MAY | 30 | 5/30/2013 | 253,000 |
| 31-May-2013 | 2013 | 8  | 5 | MAY | 31 | 5/31/2013 | 311,000 |
| 01-Jun-2013 | 2013 | 9  | 6 | JUN | 1  | 6/1/2013  | 262,000 |
| 02-Jun-2013 | 2013 | 9  | 6 | JUN | 2  | 6/2/2013  | 221,000 |
| 03-Jun-2013 | 2013 | 9  | 6 | JUN | 3  | 6/3/2013  | 258,000 |
| 04-Jun-2013 | 2013 | 9  | 6 | JUN | 4  | 6/4/2013  | 270,000 |
| 05-Jun-2013 | 2013 | 9  | 6 | JUN | 5  | 6/5/2013  | 223,000 |
| 06-Jun-2013 | 2013 | 9  | 6 | JUN | 6  | 6/6/2013  | 248,000 |
| 07-Jun-2013 | 2013 | 9  | 6 | JUN | 7  | 6/7/2013  | 244,000 |
| 08-Jun-2013 | 2013 | 9  | 6 | JUN | 8  | 6/8/2013  | 282,000 |
| 09-Jun-2013 | 2013 | 9  | 6 | JUN | 9  | 6/9/2013  | 272,000 |
| 10-Jun-2013 | 2013 | 9  | 6 | JUN | 10 | 6/10/2013 | 325,000 |
| 11-Jun-2013 | 2013 | 9  | 6 | JUN | 11 | 6/11/2013 | 325,000 |
| 12-Jun-2013 | 2013 | 9  | 6 | JUN | 12 | 6/12/2013 | 328,000 |
| 13-Jun-2013 | 2013 | 9  | 6 | JUN | 13 | 6/13/2013 | 292,000 |
| 14-Jun-2013 | 2013 | 9  | 6 | JUN | 14 | 6/14/2013 | 337,000 |
| 15-Jun-2013 | 2013 | 9  | 6 | JUN | 15 | 6/15/2013 | 308,000 |
| 16-Jun-2013 | 2013 | 9  | 6 | JUN | 16 | 6/16/2013 | 261,000 |
| 17-Jun-2013 | 2013 | 9  | 6 | JUN | 17 | 6/17/2013 | 271,000 |
| 18-Jun-2013 | 2013 | 9  | 6 | JUN | 18 | 6/18/2013 | 276,000 |
| 19-Jun-2013 | 2013 | 9  | 6 | JUN | 19 | 6/19/2013 | 268,000 |
| 20-Jun-2013 | 2013 | 9  | 6 | JUN | 20 | 6/20/2013 | 288,000 |
| 21-Jun-2013 | 2013 | 9  | 6 | JUN | 21 | 6/21/2013 | 331,000 |
| 22-Jun-2013 | 2013 | 9  | 6 | JUN | 22 | 6/22/2013 | 295,000 |
| 23-Jun-2013 | 2013 | 9  | 6 | JUN | 23 | 6/23/2013 | 314,000 |
| 24-Jun-2013 | 2013 | 9  | 6 | JUN | 24 | 6/24/2013 | 328,000 |
| 25-Jun-2013 | 2013 | 9  | 6 | JUN | 25 | 6/25/2013 | 278,000 |
| 26-Jun-2013 | 2013 | 9  | 6 | JUN | 26 | 6/26/2013 | 374,000 |
| 27-Jun-2013 | 2013 | 9  | 6 | JUN | 27 | 6/27/2013 | 339,000 |
| 28-Jun-2013 | 2013 | 9  | 6 | JUN | 28 | 6/28/2013 | 344,000 |
| 29-Jun-2013 | 2013 | 9  | 6 | JUN | 29 | 6/29/2013 | 335,000 |
| 30-Jun-2013 | 2013 | 9  | 6 | JUN | 30 | 6/30/2013 | 348,000 |
| 01-Jul-2013 | 2013 | 10 | 7 | JUL | 1  | 7/1/2013  | 416,000 |
| 02-Jul-2013 | 2013 | 10 | 7 | JUL | 2  | 7/2/2013  | 360,000 |
| 03-Jul-2013 | 2013 | 10 | 7 | JUL | 3  | 7/3/2013  | 343,000 |
| 04-Jul-2013 | 2013 | 10 | 7 | JUL | 4  | 7/4/2013  | 332,000 |
| 05-Jul-2013 | 2013 | 10 | 7 | JUL | 5  | 7/5/2013  | 378,000 |
| 06-Jul-2013 | 2013 | 10 | 7 | JUL | 6  | 7/6/2013  | 401,000 |
| 07-Jul-2013 | 2013 | 10 | 7 | JUL | 7  | 7/7/2013  | 413,000 |
| 08-Jul-2013 | 2013 | 10 | 7 | JUL | 8  | 7/8/2013  | 351,000 |
| 09-Jul-2013 | 2013 | 10 | 7 | JUL | 9  | 7/9/2013  | 402,000 |
| 10-Jul-2013 | 2013 | 10 | 7 | JUL | 10 | 7/10/2013 | 471,000 |
| 11-Jul-2013 | 2013 | 10 | 7 | JUL | 11 | 7/11/2013 | 344,000 |
| 12-Jul-2013 | 2013 | 10 | 7 | JUL | 12 | 7/12/2013 | 311,000 |
| 13-Jul-2013 | 2013 | 10 | 7 | JUL | 13 | 7/13/2013 | 304,000 |
| 14-Jul-2013 | 2013 | 10 | 7 | JUL | 14 | 7/14/2013 | 298,000 |
| 15-Jul-2013 | 2013 | 10 | 7 | JUL | 15 | 7/15/2013 | 306,000 |

|             |      |    |    |     |    |           |         |
|-------------|------|----|----|-----|----|-----------|---------|
| 16-Jul-2013 | 2013 | 10 | 7  | JUL | 16 | 7/16/2013 | 303,000 |
| 17-Jul-2013 | 2013 | 10 | 7  | JUL | 17 | 7/17/2013 | 354,000 |
| 18-Jul-2013 | 2013 | 10 | 7  | JUL | 18 | 7/18/2013 | 324,000 |
| 19-Jul-2013 | 2013 | 10 | 7  | JUL | 19 | 7/19/2013 | 370,000 |
| 20-Jul-2013 | 2013 | 10 | 7  | JUL | 20 | 7/20/2013 | 389,000 |
| 21-Jul-2013 | 2013 | 10 | 7  | JUL | 21 | 7/21/2013 | 357,000 |
| 22-Jul-2013 | 2013 | 10 | 7  | JUL | 22 | 7/22/2013 | 370,000 |
| 23-Jul-2013 | 2013 | 10 | 7  | JUL | 23 | 7/23/2013 | 357,000 |
| 24-Jul-2013 | 2013 | 10 | 7  | JUL | 24 | 7/24/2013 | 401,000 |
| 25-Jul-2013 | 2013 | 10 | 7  | JUL | 25 | 7/25/2013 | 367,000 |
| 26-Jul-2013 | 2013 | 10 | 7  | JUL | 26 | 7/26/2013 | 310,000 |
| 27-Jul-2013 | 2013 | 10 | 7  | JUL | 27 | 7/27/2013 | 305,000 |
| 28-Jul-2013 | 2013 | 10 | 7  | JUL | 28 | 7/28/2013 | 306,000 |
| 29-Jul-2013 | 2013 | 10 | 7  | JUL | 29 | 7/29/2013 | 316,000 |
| 30-Jul-2013 | 2013 | 10 | 7  | JUL | 30 | 7/30/2013 | 325,000 |
| 31-Jul-2013 | 2013 | 10 | 7  | JUL | 31 | 7/31/2013 | 433,000 |
| 01-Aug-2013 | 2013 | 11 | 8  | AUG | 1  | 8/1/2013  | 419,000 |
| 02-Aug-2013 | 2013 | 11 | 8  | AUG | 2  | 8/2/2013  | 395,000 |
| 03-Aug-2013 | 2013 | 11 | 8  | AUG | 3  | 8/3/2013  | 371,000 |
| 04-Aug-2013 | 2013 | 11 | 8  | AUG | 4  | 8/4/2013  | 331,000 |
| 05-Aug-2013 | 2013 | 11 | 8  | AUG | 5  | 8/5/2013  | 374,000 |
| 06-Aug-2013 | 2013 | 11 | 8  | AUG | 6  | 8/6/2013  | 301,000 |
| 07-Aug-2013 | 2013 | 11 | 8  | AUG | 7  | 8/7/2013  | 367,000 |
| 08-Aug-2013 | 2013 | 11 | 8  | AUG | 8  | 8/8/2013  | 357,000 |
| 09-Aug-2013 | 2013 | 11 | 8  | AUG | 9  | 8/9/2013  | 459,000 |
| 10-Aug-2013 | 2013 | 11 | 8  | AUG | 10 | 8/10/2013 | 412,000 |
| 11-Aug-2013 | 2013 | 11 | 8  | AUG | 11 | 8/11/2013 | 390,000 |
| 12-Aug-2013 | 2013 | 11 | 8  | AUG | 12 | 8/12/2013 | 341,000 |
| 13-Aug-2013 | 2013 | 11 | 8  | AUG | 13 | 8/13/2013 | 358,000 |
| 14-Aug-2013 | 2013 | 11 | 8  | AUG | 14 | 8/14/2013 | 331,000 |
| 15-Aug-2013 | 2013 | 11 | 8  | AUG | 15 | 8/15/2013 | 358,000 |
| 16-Aug-2013 | 2013 | 11 | 8  | AUG | 16 | 8/16/2013 | 281,000 |
| 17-Aug-2013 | 2013 | 11 | 8  | AUG | 17 | 8/17/2013 | 323,000 |
| 18-Aug-2013 | 2013 | 11 | 8  | AUG | 18 | 8/18/2013 | 262,000 |
| 19-Aug-2013 | 2013 | 11 | 8  | AUG | 19 | 8/19/2013 | 287,000 |
| 20-Aug-2013 | 2013 | 11 | 8  | AUG | 20 | 8/20/2013 | 259,000 |
| 21-Aug-2013 | 2013 | 11 | 8  | AUG | 21 | 8/21/2013 | 254,000 |
| 22-Aug-2013 | 2013 | 11 | 8  | AUG | 22 | 8/22/2013 | 271,000 |
| 23-Aug-2013 | 2013 | 11 | 8  | AUG | 23 | 8/23/2013 | 333,000 |
| 24-Aug-2013 | 2013 | 11 | 8  | AUG | 24 | 8/24/2013 | 371,000 |
| 25-Aug-2013 | 2013 | 11 | 8  | AUG | 25 | 8/25/2013 | 314,000 |
| 26-Aug-2013 | 2013 | 11 | 8  | AUG | 26 | 8/26/2013 | 313,000 |
| 27-Aug-2013 | 2013 | 11 | 8  | AUG | 27 | 8/27/2013 | 271,000 |
| 28-Aug-2013 | 2013 | 11 | 8  | AUG | 28 | 8/28/2013 | 302,000 |
| 29-Aug-2013 | 2013 | 11 | 8  | AUG | 29 | 8/29/2013 | 313,000 |
| 30-Aug-2013 | 2013 | 11 | 8  | AUG | 30 | 8/30/2013 | 307,000 |
| 31-Aug-2013 | 2013 | 11 | 8  | AUG | 31 | 8/31/2013 | 283,000 |
| 01-Sep-2013 | 2013 | 12 | 9  | SEP | 1  | 9/1/2013  | 294,000 |
| 02-Sep-2013 | 2013 | 12 | 9  | SEP | 2  | 9/2/2013  | 271,000 |
| 03-Sep-2013 | 2013 | 12 | 9  | SEP | 3  | 9/3/2013  | 246,000 |
| 04-Sep-2013 | 2013 | 12 | 9  | SEP | 4  | 9/4/2013  | 272,000 |
| 05-Sep-2013 | 2013 | 12 | 9  | SEP | 5  | 9/5/2013  | 273,000 |
| 06-Sep-2013 | 2013 | 12 | 9  | SEP | 6  | 9/6/2013  | 244,000 |
| 07-Sep-2013 | 2013 | 12 | 9  | SEP | 7  | 9/7/2013  | 264,000 |
| 08-Sep-2013 | 2013 | 12 | 9  | SEP | 8  | 9/8/2013  | 231,000 |
| 09-Sep-2013 | 2013 | 12 | 9  | SEP | 9  | 9/9/2013  | 241,000 |
| 10-Sep-2013 | 2013 | 12 | 9  | SEP | 10 | 9/10/2013 | 286,000 |
| 11-Sep-2013 | 2013 | 12 | 9  | SEP | 11 | 9/11/2013 | 267,000 |
| 12-Sep-2013 | 2013 | 12 | 9  | SEP | 12 | 9/12/2013 | 282,000 |
| 13-Sep-2013 | 2013 | 12 | 9  | SEP | 13 | 9/13/2013 | 311,000 |
| 14-Sep-2013 | 2013 | 12 | 9  | SEP | 14 | 9/14/2013 | 232,000 |
| 15-Sep-2013 | 2013 | 12 | 9  | SEP | 15 | 9/15/2013 | 227,000 |
| 16-Sep-2013 | 2013 | 12 | 9  | SEP | 16 | 9/16/2013 | 220,000 |
| 17-Sep-2013 | 2013 | 12 | 9  | SEP | 17 | 9/17/2013 | 304,000 |
| 18-Sep-2013 | 2013 | 12 | 9  | SEP | 18 | 9/18/2013 | 280,000 |
| 19-Sep-2013 | 2013 | 12 | 9  | SEP | 19 | 9/19/2013 | 274,000 |
| 20-Sep-2013 | 2013 | 12 | 9  | SEP | 20 | 9/20/2013 | 180,000 |
| 21-Sep-2013 | 2013 | 12 | 9  | SEP | 21 | 9/21/2013 | 254,000 |
| 22-Sep-2013 | 2013 | 12 | 9  | SEP | 22 | 9/22/2013 | 221,000 |
| 23-Sep-2013 | 2013 | 12 | 9  | SEP | 23 | 9/23/2013 | 192,000 |
| 24-Sep-2013 | 2013 | 12 | 9  | SEP | 24 | 9/24/2013 | 185,000 |
| 25-Sep-2013 | 2013 | 12 | 9  | SEP | 25 | 9/25/2013 | 249,000 |
| 26-Sep-2013 | 2013 | 12 | 9  | SEP | 26 | 9/26/2013 | 244,000 |
| 27-Sep-2013 | 2013 | 12 | 9  | SEP | 27 | 9/27/2013 | 292,000 |
| 28-Sep-2013 | 2013 | 12 | 9  | SEP | 28 | 9/28/2013 | 306,000 |
| 29-Sep-2013 | 2013 | 12 | 9  | SEP | 29 | 9/29/2013 | 312,000 |
| 30-Sep-2013 | 2013 | 12 | 9  | SEP | 30 | 9/30/2013 | 308,000 |
| 01-Oct-2013 | 2013 | 1  | 10 | OCT | 1  | 10/1/2013 | 194,000 |
| 02-Oct-2013 | 2013 | 1  | 10 | OCT | 2  | 10/2/2013 | 254,000 |

|             |      |   |    |     |    |            |         |         |
|-------------|------|---|----|-----|----|------------|---------|---------|
| 03-Oct-2013 | 2013 | 1 | 10 | OCT | 3  | 10/3/2013  | 209,000 |         |
| 04-Oct-2013 | 2013 | 1 | 10 | OCT | 4  | 10/4/2013  | 194,000 |         |
| 05-Oct-2013 | 2013 | 1 | 10 | OCT | 5  | 10/5/2013  | 182,000 |         |
| 06-Oct-2013 | 2013 | 1 | 10 | OCT | 6  | 10/6/2013  | 181,000 |         |
| 07-Oct-2013 | 2013 | 1 | 10 | OCT | 7  | 10/7/2013  | 208,000 |         |
| 08-Oct-2013 | 2013 | 1 | 10 | OCT | 8  | 10/8/2013  | 250,000 |         |
| 09-Oct-2013 | 2013 | 1 | 10 | OCT | 9  | 10/9/2013  | 212,000 |         |
| 10-Oct-2013 | 2013 | 1 | 10 | OCT | 10 | 10/10/2013 | 250,000 |         |
| 11-Oct-2013 | 2013 | 1 | 10 | OCT | 11 | 10/11/2013 | 174,000 |         |
| 12-Oct-2013 | 2013 | 1 | 10 | OCT | 12 | 10/12/2013 | 162,000 |         |
| 13-Oct-2013 | 2013 | 1 | 10 | OCT | 13 | 10/13/2013 | 164,000 |         |
| 14-Oct-2013 | 2013 | 1 | 10 | OCT | 14 | 10/14/2013 | 170,000 |         |
| 15-Oct-2013 | 2013 | 1 | 10 | OCT | 15 | 10/15/2013 | 138,000 |         |
| 16-Oct-2013 | 2013 | 1 | 10 | OCT | 16 | 10/16/2013 | 177,000 |         |
| 17-Oct-2013 | 2013 | 1 | 10 | OCT | 17 | 10/17/2013 | 147,000 |         |
| 18-Oct-2013 | 2013 | 1 | 10 | OCT | 18 | 10/18/2013 | 200,000 |         |
| 19-Oct-2013 | 2013 | 1 | 10 | OCT | 19 | 10/19/2013 | 151,000 |         |
| 20-Oct-2013 | 2013 | 1 | 10 | OCT | 20 | 10/20/2013 | 133,000 |         |
| 21-Oct-2013 | 2013 | 1 | 10 | OCT | 21 | 10/21/2013 | 211,000 |         |
| 22-Oct-2013 | 2013 | 1 | 10 | OCT | 22 | 10/22/2013 | 215,000 |         |
| 23-Oct-2013 | 2013 | 1 | 10 | OCT | 23 | 10/23/2013 | 226,000 |         |
| 24-Oct-2013 | 2013 | 1 | 10 | OCT | 24 | 10/24/2013 | 269,000 |         |
| 25-Oct-2013 | 2013 | 1 | 10 | OCT | 25 | 10/25/2013 | 208,000 |         |
| 26-Oct-2013 | 2013 | 1 | 10 | OCT | 26 | 10/26/2013 | 162,000 |         |
| 27-Oct-2013 | 2013 | 1 | 10 | OCT | 27 | 10/27/2013 | 161,000 |         |
| 28-Oct-2013 | 2013 | 1 | 10 | OCT | 28 | 10/28/2013 | 125,000 |         |
| 29-Oct-2013 | 2013 | 1 | 10 | OCT | 29 | 10/29/2013 | 163,000 |         |
| 30-Oct-2013 | 2013 | 1 | 10 | OCT | 30 | 10/30/2013 | 133,000 |         |
| 31-Oct-2013 | 2013 | 1 | 10 | OCT | 31 | 10/31/2013 | 163,000 |         |
| 01-Nov-2013 | 2013 | 2 | 11 | NOV | 1  | 11/1/2013  | 154,000 |         |
| 02-Nov-2013 | 2013 | 2 | 11 | NOV | 2  | 11/2/2013  | 165,000 |         |
| 03-Nov-2013 | 2013 | 2 | 11 | NOV | 3  | 11/3/2013  | 162,000 |         |
| 04-Nov-2013 | 2013 | 2 | 11 | NOV | 4  | 11/4/2013  | 150,000 |         |
| 05-Nov-2013 | 2013 | 2 | 11 | NOV | 5  | 11/5/2013  | 136,000 |         |
| 06-Nov-2013 | 2013 | 2 | 11 | NOV | 6  | 11/6/2013  | 173,000 |         |
| 07-Nov-2013 | 2013 | 2 | 11 | NOV | 7  | 11/7/2013  | 178,000 |         |
| 08-Nov-2013 | 2013 | 2 | 11 | NOV | 8  | 11/8/2013  | 214,000 |         |
| 09-Nov-2013 | 2013 | 2 | 11 | NOV | 9  | 11/9/2013  | 218,000 |         |
| 10-Nov-2013 | 2013 | 2 | 11 | NOV | 10 | 11/10/2013 | 209,000 |         |
| 11-Nov-2013 | 2013 | 2 | 11 | NOV | 11 | 11/11/2013 | 223,000 |         |
| 12-Nov-2013 | 2013 | 2 | 11 | NOV | 12 | 11/12/2013 | 178,000 |         |
| 13-Nov-2013 | 2013 | 2 | 11 | NOV | 13 | 11/13/2013 | 132,000 |         |
| 14-Nov-2013 | 2013 | 2 | 11 | NOV | 14 | 11/14/2013 | 181,000 |         |
| 15-Nov-2013 | 2013 | 2 | 11 | NOV | 15 | 11/15/2013 | 170,000 |         |
| 16-Nov-2013 | 2013 | 2 | 11 | NOV | 16 | 11/16/2013 | 160,000 |         |
| 17-Nov-2013 | 2013 | 2 | 11 | NOV | 17 | 11/17/2013 | 149,000 |         |
| 18-Nov-2013 | 2013 | 2 | 11 | NOV | 18 | 11/18/2013 | 203,000 |         |
| 19-Nov-2013 | 2013 | 2 | 11 | NOV | 19 | 11/19/2013 | 156,000 |         |
| 20-Nov-2013 | 2013 | 2 | 11 | NOV | 20 | 11/20/2013 | 182,000 |         |
| 21-Nov-2013 | 2013 | 2 | 11 | NOV | 21 | 11/21/2013 | 186,000 |         |
| 22-Nov-2013 | 2013 | 2 | 11 | NOV | 22 | 11/22/2013 | 222,000 |         |
| 23-Nov-2013 | 2013 | 2 | 11 | NOV | 23 | 11/23/2013 | 220,000 |         |
| 24-Nov-2013 | 2013 | 2 | 11 | NOV | 24 | 11/24/2013 | 221,000 |         |
| 25-Nov-2013 | 2013 | 2 | 11 | NOV | 25 | 11/25/2013 | 195,000 |         |
| 26-Nov-2013 | 2013 | 2 | 11 | NOV | 26 | 11/26/2013 | 284,000 |         |
| 27-Nov-2013 | 2013 | 2 | 11 | NOV | 27 | 11/27/2013 | 291,000 |         |
| 28-Nov-2013 | 2013 | 2 | 11 | NOV | 28 | 11/28/2013 | 319,000 |         |
| 29-Nov-2013 | 2013 | 2 | 11 | NOV | 29 | 11/29/2013 | 373,000 |         |
| 30-Nov-2013 | 2013 | 2 | 11 | NOV | 30 | 11/30/2013 | 309,000 |         |
| 01-Dec-2013 | 2013 | 3 | 12 | DEC | 1  | 12/1/2013  | 324,000 | 138,400 |
| 02-Dec-2013 | 2013 | 3 | 12 | DEC | 2  | 12/2/2013  | 310,000 | 136,630 |
| 03-Dec-2013 | 2013 | 3 | 12 | DEC | 3  | 12/3/2013  | 246,000 | 141,130 |
| 04-Dec-2013 | 2013 | 3 | 12 | DEC | 4  | 12/4/2013  | 256,000 | 137,650 |
| 05-Dec-2013 | 2013 | 3 | 12 | DEC | 5  | 12/5/2013  | 234,000 | 153,780 |
| 06-Dec-2013 | 2013 | 3 | 12 | DEC | 6  | 12/6/2013  | 276,000 | 164,690 |
| 07-Dec-2013 | 2013 | 3 | 12 | DEC | 7  | 12/7/2013  | 278,000 | 173,510 |
| 08-Dec-2013 | 2013 | 3 | 12 | DEC | 8  | 12/8/2013  | 282,000 | 168,680 |
| 09-Dec-2013 | 2013 | 3 | 12 | DEC | 9  | 12/9/2013  | 271,000 | 152,680 |
| 10-Dec-2013 | 2013 | 3 | 12 | DEC | 10 | 12/10/2013 | 254,000 | 159,470 |
| 11-Dec-2013 | 2013 | 3 | 12 | DEC | 11 | 12/11/2013 | 297,000 | 183,430 |
| 12-Dec-2013 | 2013 | 3 | 12 | DEC | 12 | 12/12/2013 | 334,000 | 179,240 |
| 13-Dec-2013 | 2013 | 3 | 12 | DEC | 13 | 12/13/2013 | 384,000 | 152,060 |
| 14-Dec-2013 | 2013 | 3 | 12 | DEC | 14 | 12/14/2013 | 363,000 | 180,140 |
| 15-Dec-2013 | 2013 | 3 | 12 | DEC | 15 | 12/15/2013 | 385,000 | 181,120 |
| 16-Dec-2013 | 2013 | 3 | 12 | DEC | 16 | 12/16/2013 | 351,000 | 165,870 |
| 17-Dec-2013 | 2013 | 3 | 12 | DEC | 17 | 12/17/2013 | 353,000 | 172,000 |
| 18-Dec-2013 | 2013 | 3 | 12 | DEC | 18 | 12/18/2013 | 345,000 | 171,400 |
| 19-Dec-2013 | 2013 | 3 | 12 | DEC | 19 | 12/19/2013 | 358,000 | 185,600 |
| 20-Dec-2013 | 2013 | 3 | 12 | DEC | 20 | 12/20/2013 | 340,000 | 192,950 |

|             |      |   |    |     |    |            |         |         |
|-------------|------|---|----|-----|----|------------|---------|---------|
| 21-Dec-2013 | 2013 | 3 | 12 | DEC | 21 | 12/21/2013 | 335,000 | 208,870 |
| 22-Dec-2013 | 2013 | 3 | 12 | DEC | 22 | 12/22/2013 | 380,000 | 232,710 |
| 23-Dec-2013 | 2013 | 3 | 12 | DEC | 23 | 12/23/2013 | 415,000 | 248,830 |
| 24-Dec-2013 | 2013 | 3 | 12 | DEC | 24 | 12/24/2013 | 501,000 | 264,390 |
| 25-Dec-2013 | 2013 | 3 | 12 | DEC | 25 | 12/25/2013 | 508,000 | 249,550 |
| 26-Dec-2013 | 2013 | 3 | 12 | DEC | 26 | 12/26/2013 | 528,000 | 268,300 |
| 27-Dec-2013 | 2013 | 3 | 12 | DEC | 27 | 12/27/2013 | 575,000 | 313,200 |
| 28-Dec-2013 | 2013 | 3 | 12 | DEC | 28 | 12/28/2013 | 609,000 | 346,350 |
| 29-Dec-2013 | 2013 | 3 | 12 | DEC | 29 | 12/29/2013 | 684,000 | 401,240 |
| 30-Dec-2013 | 2013 | 3 | 12 | DEC | 30 | 12/30/2013 | 629,000 | 338,930 |
| 31-Dec-2013 | 2013 | 3 | 12 | DEC | 31 | 12/31/2013 | 634,000 | 345,620 |
| 01-Jan-2014 | 2014 | 4 | 1  | JAN | 1  | 1/1/2014   | 639,000 | 334,150 |
| 02-Jan-2014 | 2014 | 4 | 1  | JAN | 2  | 1/2/2014   | 639,000 | 303,470 |
| 03-Jan-2014 | 2014 | 4 | 1  | JAN | 3  | 1/3/2014   | 612,000 | Error   |
| 04-Jan-2014 | 2014 | 4 | 1  | JAN | 4  | 1/4/2014   | 592,000 | 268,890 |
| 05-Jan-2014 | 2014 | 4 | 1  | JAN | 5  | 1/5/2014   | 539,000 | 231,630 |
| 06-Jan-2014 | 2014 | 4 | 1  | JAN | 6  | 1/6/2014   | 499,000 | 212,960 |
| 07-Jan-2014 | 2014 | 4 | 1  | JAN | 7  | 1/7/2014   | 498,000 | 202,480 |
| 08-Jan-2014 | 2014 | 4 | 1  | JAN | 8  | 1/8/2014   | 487,000 | 198,680 |
| 09-Jan-2014 | 2014 | 4 | 1  | JAN | 9  | 1/9/2014   | 480,000 | 197,930 |
| 10-Jan-2014 | 2014 | 4 | 1  | JAN | 10 | 1/10/2014  | 480,000 |         |
| 11-Jan-2014 | 2014 | 4 | 1  | JAN | 11 | 1/11/2014  | 457,000 |         |
| 12-Jan-2014 | 2014 | 4 | 1  | JAN | 12 | 1/12/2014  | 437,000 |         |
| 13-Jan-2014 | 2014 | 4 | 1  | JAN | 13 | 1/13/2014  | 367,000 |         |
| 14-Jan-2014 | 2014 | 4 | 1  | JAN | 14 | 1/14/2014  | 413,000 |         |
| 15-Jan-2014 | 2014 | 4 | 1  | JAN | 15 | 1/15/2014  | 416,000 |         |
| 16-Jan-2014 | 2014 | 4 | 1  | JAN | 16 | 1/16/2014  | 420,000 |         |
| 17-Jan-2014 | 2014 | 4 | 1  | JAN | 17 | 1/17/2014  | 472,000 |         |
| 18-Jan-2014 | 2014 | 4 | 1  | JAN | 18 | 1/18/2014  | 465,000 |         |
| 19-Jan-2014 | 2014 | 4 | 1  | JAN | 19 | 1/19/2014  | 475,000 |         |
| 20-Jan-2014 | 2014 | 4 | 1  | JAN | 20 | 1/20/2014  | 452,000 |         |
| 21-Jan-2014 | 2014 | 4 | 1  | JAN | 21 | 1/21/2014  | 407,000 |         |
| 22-Jan-2014 | 2014 | 4 | 1  | JAN | 22 | 1/22/2014  | 437,000 |         |
| 23-Jan-2014 | 2014 | 4 | 1  | JAN | 23 | 1/23/2014  | 479,000 |         |
| 24-Jan-2014 | 2014 | 4 | 1  | JAN | 24 | 1/24/2014  | 459,000 |         |
| 25-Jan-2014 | 2014 | 4 | 1  | JAN | 25 | 1/25/2014  | 459,000 |         |
| 26-Jan-2014 | 2014 | 4 | 1  | JAN | 26 | 1/26/2014  | 495,000 |         |
| 27-Jan-2014 | 2014 | 4 | 1  | JAN | 27 | 1/27/2014  | 451,000 |         |
| 28-Jan-2014 | 2014 | 4 | 1  | JAN | 28 | 1/28/2014  | 479,000 |         |
| 29-Jan-2014 | 2014 | 4 | 1  | JAN | 29 | 1/29/2014  | 487,000 |         |
| 30-Jan-2014 | 2014 | 4 | 1  | JAN | 30 | 1/30/2014  | 487,000 |         |
| 31-Jan-2014 | 2014 | 4 | 1  | JAN | 31 | 1/31/2014  | 336,000 |         |
| 01-Feb-2014 | 2014 | 5 | 2  | FEB | 1  | 2/1/2014   | 439,000 |         |
| 02-Feb-2014 | 2014 | 5 | 2  | FEB | 2  | 2/2/2014   | 426,000 |         |
| 03-Feb-2014 | 2014 | 5 | 2  | FEB | 3  | 2/3/2014   | 413,000 |         |
| 04-Feb-2014 | 2014 | 5 | 2  | FEB | 4  | 2/4/2014   | 462,000 |         |
| 05-Feb-2014 | 2014 | 5 | 2  | FEB | 5  | 2/5/2014   | 464,000 |         |
| 06-Feb-2014 | 2014 | 5 | 2  | FEB | 6  | 2/6/2014   | 464,000 |         |
| 07-Feb-2014 | 2014 | 5 | 2  | FEB | 7  | 2/7/2014   | 520,000 |         |
| 08-Feb-2014 | 2014 | 5 | 2  | FEB | 8  | 2/8/2014   | 530,000 |         |
| 09-Feb-2014 | 2014 | 5 | 2  | FEB | 9  | 2/9/2014   | 528,000 |         |
| 10-Feb-2014 | 2014 | 5 | 2  | FEB | 10 | 2/10/2014  | 490,000 |         |
| 11-Feb-2014 | 2014 | 5 | 2  | FEB | 11 | 2/11/2014  | 406,000 |         |
| 12-Feb-2014 | 2014 | 5 | 2  | FEB | 12 | 2/12/2014  | 380,000 |         |
| 13-Feb-2014 | 2014 | 5 | 2  | FEB | 13 | 2/13/2014  | 407,000 |         |
| 14-Feb-2014 | 2014 | 5 | 2  | FEB | 14 | 2/14/2014  | 428,000 |         |
| 15-Feb-2014 | 2014 | 5 | 2  | FEB | 15 | 2/15/2014  | 562,000 |         |
| 16-Feb-2014 | 2014 | 5 | 2  | FEB | 16 | 2/16/2014  | 591,000 |         |
| 17-Feb-2014 | 2014 | 5 | 2  | FEB | 17 | 2/17/2014  | 550,000 |         |
| 18-Feb-2014 | 2014 | 5 | 2  | FEB | 18 | 2/18/2014  | 530,000 |         |
| 19-Feb-2014 | 2014 | 5 | 2  | FEB | 19 | 2/19/2014  | 494,000 |         |
| 20-Feb-2014 | 2014 | 5 | 2  | FEB | 20 | 2/20/2014  | 470,000 |         |
| 21-Feb-2014 | 2014 | 5 | 2  | FEB | 21 | 2/21/2014  | 477,000 |         |
| 22-Feb-2014 | 2014 | 5 | 2  | FEB | 22 | 2/22/2014  | 555,000 |         |
| 23-Feb-2014 | 2014 | 5 | 2  | FEB | 23 | 2/23/2014  | 590,000 |         |
| 24-Feb-2014 | 2014 | 5 | 2  | FEB | 24 | 2/24/2014  | 533,000 |         |
| 25-Feb-2014 | 2014 | 5 | 2  | FEB | 25 | 2/25/2014  | 521,000 |         |
| 26-Feb-2014 | 2014 | 5 | 2  | FEB | 26 | 2/26/2014  | 524,000 |         |
| 27-Feb-2014 | 2014 | 5 | 2  | FEB | 27 | 2/27/2014  | 517,000 |         |
| 28-Feb-2014 | 2014 | 5 | 2  | FEB | 28 | 2/28/2014  | 539,000 |         |
| 01-Mar-2014 | 2014 | 6 | 3  | MAR | 1  | 3/1/2014   | 519,000 |         |
| 02-Mar-2014 | 2014 | 6 | 3  | MAR | 2  | 3/2/2014   | 515,000 |         |
| 03-Mar-2014 | 2014 | 6 | 3  | MAR | 3  | 3/3/2014   | 509,000 |         |
| 04-Mar-2014 | 2014 | 6 | 3  | MAR | 4  | 3/4/2014   | 508,000 |         |
| 05-Mar-2014 | 2014 | 6 | 3  | MAR | 5  | 3/5/2014   | 485,000 |         |
| 06-Mar-2014 | 2014 | 6 | 3  | MAR | 6  | 3/6/2014   | 480,000 |         |
| 07-Mar-2014 | 2014 | 6 | 3  | MAR | 7  | 3/7/2014   | 506,000 |         |
| 08-Mar-2014 | 2014 | 6 | 3  | MAR | 8  | 3/8/2014   | 467,000 |         |
| 09-Mar-2014 | 2014 | 6 | 3  | MAR | 9  | 3/9/2014   | 489,000 |         |

|             |      |   |   |     |    |           |         |
|-------------|------|---|---|-----|----|-----------|---------|
| 10-Mar-2014 | 2014 | 6 | 3 | MAR | 10 | 3/10/2014 | 484,000 |
| 11-Mar-2014 | 2014 | 6 | 3 | MAR | 11 | 3/11/2014 | 539,000 |
| 12-Mar-2014 | 2014 | 6 | 3 | MAR | 12 | 3/12/2014 | 532,000 |
| 13-Mar-2014 | 2014 | 6 | 3 | MAR | 13 | 3/13/2014 | 528,000 |
| 14-Mar-2014 | 2014 | 6 | 3 | MAR | 14 | 3/14/2014 | 559,000 |
| 15-Mar-2014 | 2014 | 6 | 3 | MAR | 15 | 3/15/2014 | 576,000 |
| 16-Mar-2014 | 2014 | 6 | 3 | MAR | 16 | 3/16/2014 | 579,000 |
| 17-Mar-2014 | 2014 | 6 | 3 | MAR | 17 | 3/17/2014 | 548,000 |
| 18-Mar-2014 | 2014 | 6 | 3 | MAR | 18 | 3/18/2014 | 514,000 |
| 19-Mar-2014 | 2014 | 6 | 3 | MAR | 19 | 3/19/2014 | 538,000 |
| 20-Mar-2014 | 2014 | 6 | 3 | MAR | 20 | 3/20/2014 | 544,000 |
| 21-Mar-2014 | 2014 | 6 | 3 | MAR | 21 | 3/21/2014 | 501,000 |
| 22-Mar-2014 | 2014 | 6 | 3 | MAR | 22 | 3/22/2014 | 488,000 |
| 23-Mar-2014 | 2014 | 6 | 3 | MAR | 23 | 3/23/2014 | 461,000 |
| 24-Mar-2014 | 2014 | 6 | 3 | MAR | 24 | 3/24/2014 | 458,000 |
| 25-Mar-2014 | 2014 | 6 | 3 | MAR | 25 | 3/25/2014 | 513,000 |
| 26-Mar-2014 | 2014 | 6 | 3 | MAR | 26 | 3/26/2014 | 517,000 |
| 27-Mar-2014 | 2014 | 6 | 3 | MAR | 27 | 3/27/2014 | 511,000 |
| 28-Mar-2014 | 2014 | 6 | 3 | MAR | 28 | 3/28/2014 | 526,000 |
| 29-Mar-2014 | 2014 | 6 | 3 | MAR | 29 | 3/29/2014 | 506,000 |
| 30-Mar-2014 | 2014 | 6 | 3 | MAR | 30 | 3/30/2014 | 510,000 |
| 31-Mar-2014 | 2014 | 6 | 3 | MAR | 31 | 3/31/2014 | 502,000 |
| 01-Apr-2014 | 2014 | 7 | 4 | APR | 1  | 4/1/2014  | 476,000 |
| 02-Apr-2014 | 2014 | 7 | 4 | APR | 2  | 4/2/2014  | 480,000 |
| 03-Apr-2014 | 2014 | 7 | 4 | APR | 3  | 4/3/2014  | 467,000 |
| 04-Apr-2014 | 2014 | 7 | 4 | APR | 4  | 4/4/2014  | 494,000 |
| 05-Apr-2014 | 2014 | 7 | 4 | APR | 5  | 4/5/2014  | 413,000 |
| 06-Apr-2014 | 2014 | 7 | 4 | APR | 6  | 4/6/2014  | 371,000 |
| 07-Apr-2014 | 2014 | 7 | 4 | APR | 7  | 4/7/2014  | 365,000 |
| 08-Apr-2014 | 2014 | 7 | 4 | APR | 8  | 4/8/2014  | 413,000 |
| 09-Apr-2014 | 2014 | 7 | 4 | APR | 9  | 4/9/2014  | 447,000 |
| 10-Apr-2014 | 2014 | 7 | 4 | APR | 10 | 4/10/2014 | 446,000 |
| 11-Apr-2014 | 2014 | 7 | 4 | APR | 11 | 4/11/2014 | 453,000 |
| 12-Apr-2014 | 2014 | 7 | 4 | APR | 12 | 4/12/2014 | 413,000 |
| 13-Apr-2014 | 2014 | 7 | 4 | APR | 13 | 4/13/2014 | 318,000 |
| 14-Apr-2014 | 2014 | 7 | 4 | APR | 14 | 4/14/2014 | 348,000 |
| 15-Apr-2014 | 2014 | 7 | 4 | APR | 15 | 4/15/2014 | 306,000 |
| 16-Apr-2014 | 2014 | 7 | 4 | APR | 16 | 4/16/2014 | 324,000 |
| 17-Apr-2014 | 2014 | 7 | 4 | APR | 17 | 4/17/2014 | 377,000 |
| 18-Apr-2014 | 2014 | 7 | 4 | APR | 18 | 4/18/2014 | 464,000 |
| 19-Apr-2014 | 2014 | 7 | 4 | APR | 19 | 4/19/2014 | 533,000 |
| 20-Apr-2014 | 2014 | 7 | 4 | APR | 20 | 4/20/2014 | 545,000 |
| 21-Apr-2014 | 2014 | 7 | 4 | APR | 21 | 4/21/2014 | 487,000 |
| 22-Apr-2014 | 2014 | 7 | 4 | APR | 22 | 4/22/2014 | 552,000 |
| 23-Apr-2014 | 2014 | 7 | 4 | APR | 23 | 4/23/2014 | 656,000 |
| 24-Apr-2014 | 2014 | 7 | 4 | APR | 24 | 4/24/2014 | 508,000 |
| 25-Apr-2014 | 2014 | 7 | 4 | APR | 25 | 4/25/2014 | 477,000 |
| 26-Apr-2014 | 2014 | 7 | 4 | APR | 26 | 4/26/2014 | 496,000 |
| 27-Apr-2014 | 2014 | 7 | 4 | APR | 27 | 4/27/2014 | 504,000 |
| 28-Apr-2014 | 2014 | 7 | 4 | APR | 28 | 4/28/2014 | 494,000 |
| 29-Apr-2014 | 2014 | 7 | 4 | APR | 29 | 4/29/2014 | 420,000 |
| 30-Apr-2014 | 2014 | 7 | 4 | APR | 30 | 4/30/2014 | 374,000 |
| 01-May-2014 | 2014 | 8 | 5 | MAY | 1  | 5/1/2014  | 411,000 |
| 02-May-2014 | 2014 | 8 | 5 | MAY | 2  | 5/2/2014  | 462,000 |
| 03-May-2014 | 2014 | 8 | 5 | MAY | 3  | 5/3/2014  | 424,000 |
| 04-May-2014 | 2014 | 8 | 5 | MAY | 4  | 5/4/2014  | 479,000 |
| 05-May-2014 | 2014 | 8 | 5 | MAY | 5  | 5/5/2014  | 554,000 |
| 06-May-2014 | 2014 | 8 | 5 | MAY | 6  | 5/6/2014  | 570,000 |
| 07-May-2014 | 2014 | 8 | 5 | MAY | 7  | 5/7/2014  | 586,000 |
| 08-May-2014 | 2014 | 8 | 5 | MAY | 8  | 5/8/2014  | 540,000 |
| 09-May-2014 | 2014 | 8 | 5 | MAY | 9  | 5/9/2014  | 453,000 |
| 10-May-2014 | 2014 | 8 | 5 | MAY | 10 | 5/10/2014 | 525,000 |
| 11-May-2014 | 2014 | 8 | 5 | MAY | 11 | 5/11/2014 | 504,000 |
| 12-May-2014 | 2014 | 8 | 5 | MAY | 12 | 5/12/2014 | 454,000 |
| 13-May-2014 | 2014 | 8 | 5 | MAY | 13 | 5/13/2014 | 361,000 |
| 14-May-2014 | 2014 | 8 | 5 | MAY | 14 | 5/14/2014 | 374,000 |
| 15-May-2014 | 2014 | 8 | 5 | MAY | 15 | 5/15/2014 | 415,000 |
| 16-May-2014 | 2014 | 8 | 5 | MAY | 16 | 5/16/2014 | 474,000 |
| 17-May-2014 | 2014 | 8 | 5 | MAY | 17 | 5/17/2014 | 511,000 |
| 18-May-2014 | 2014 | 8 | 5 | MAY | 18 | 5/18/2014 | 577,000 |
| 19-May-2014 | 2014 | 8 | 5 | MAY | 19 | 5/19/2014 | 567,000 |
| 20-May-2014 | 2014 | 8 | 5 | MAY | 20 | 5/20/2014 | 543,000 |
| 21-May-2014 | 2014 | 8 | 5 | MAY | 21 | 5/21/2014 | 515,000 |
| 22-May-2014 | 2014 | 8 | 5 | MAY | 22 | 5/22/2014 | 516,000 |
| 23-May-2014 | 2014 | 8 | 5 | MAY | 23 | 5/23/2014 | 539,000 |
| 24-May-2014 | 2014 | 8 | 5 | MAY | 24 | 5/24/2014 | 547,000 |
| 25-May-2014 | 2014 | 8 | 5 | MAY | 25 | 5/25/2014 | 479,000 |
| 26-May-2014 | 2014 | 8 | 5 | MAY | 26 | 5/26/2014 | 486,000 |
| 27-May-2014 | 2014 | 8 | 5 | MAY | 27 | 5/27/2014 | 435,000 |

|             |      |    |   |     |    |           |         |
|-------------|------|----|---|-----|----|-----------|---------|
| 28-May-2014 | 2014 | 8  | 5 | MAY | 28 | 5/28/2014 | 397,000 |
| 29-May-2014 | 2014 | 8  | 5 | MAY | 29 | 5/29/2014 | 366,000 |
| 30-May-2014 | 2014 | 8  | 5 | MAY | 30 | 5/30/2014 | 353,000 |
| 31-May-2014 | 2014 | 8  | 5 | MAY | 31 | 5/31/2014 | 341,000 |
| 01-Jun-2014 | 2014 | 9  | 6 | JUN | 1  | 6/1/2014  | 368,000 |
| 02-Jun-2014 | 2014 | 9  | 6 | JUN | 2  | 6/2/2014  | 347,000 |
| 03-Jun-2014 | 2014 | 9  | 6 | JUN | 3  | 6/3/2014  | 311,000 |
| 04-Jun-2014 | 2014 | 9  | 6 | JUN | 4  | 6/4/2014  | 301,000 |
| 05-Jun-2014 | 2014 | 9  | 6 | JUN | 5  | 6/5/2014  | 284,000 |
| 06-Jun-2014 | 2014 | 9  | 6 | JUN | 6  | 6/6/2014  | 280,000 |
| 07-Jun-2014 | 2014 | 9  | 6 | JUN | 7  | 6/7/2014  | 240,000 |
| 08-Jun-2014 | 2014 | 9  | 6 | JUN | 8  | 6/8/2014  | 239,000 |
| 09-Jun-2014 | 2014 | 9  | 6 | JUN | 9  | 6/9/2014  | 299,000 |
| 10-Jun-2014 | 2014 | 9  | 6 | JUN | 10 | 6/10/2014 | 261,000 |
| 11-Jun-2014 | 2014 | 9  | 6 | JUN | 11 | 6/11/2014 | 257,000 |
| 12-Jun-2014 | 2014 | 9  | 6 | JUN | 12 | 6/12/2014 | 318,000 |
| 13-Jun-2014 | 2014 | 9  | 6 | JUN | 13 | 6/13/2014 | 336,000 |
| 14-Jun-2014 | 2014 | 9  | 6 | JUN | 14 | 6/14/2014 | 269,000 |
| 15-Jun-2014 | 2014 | 9  | 6 | JUN | 15 | 6/15/2014 | 353,000 |
| 16-Jun-2014 | 2014 | 9  | 6 | JUN | 16 | 6/16/2014 | 413,000 |
| 17-Jun-2014 | 2014 | 9  | 6 | JUN | 17 | 6/17/2014 | 438,000 |
| 18-Jun-2014 | 2014 | 9  | 6 | JUN | 18 | 6/18/2014 | 370,000 |
| 19-Jun-2014 | 2014 | 9  | 6 | JUN | 19 | 6/19/2014 | 354,000 |
| 20-Jun-2014 | 2014 | 9  | 6 | JUN | 20 | 6/20/2014 | 259,000 |
| 21-Jun-2014 | 2014 | 9  | 6 | JUN | 21 | 6/21/2014 | 248,000 |
| 22-Jun-2014 | 2014 | 9  | 6 | JUN | 22 | 6/22/2014 | 236,000 |
| 23-Jun-2014 | 2014 | 9  | 6 | JUN | 23 | 6/23/2014 | 322,000 |
| 24-Jun-2014 | 2014 | 9  | 6 | JUN | 24 | 6/24/2014 | 315,000 |
| 25-Jun-2014 | 2014 | 9  | 6 | JUN | 25 | 6/25/2014 | 466,000 |
| 26-Jun-2014 | 2014 | 9  | 6 | JUN | 26 | 6/26/2014 | 453,000 |
| 27-Jun-2014 | 2014 | 9  | 6 | JUN | 27 | 6/27/2014 | 477,000 |
| 28-Jun-2014 | 2014 | 9  | 6 | JUN | 28 | 6/28/2014 | 362,000 |
| 29-Jun-2014 | 2014 | 9  | 6 | JUN | 29 | 6/29/2014 | 415,000 |
| 30-Jun-2014 | 2014 | 9  | 6 | JUN | 30 | 6/30/2014 | 354,000 |
| 01-Jul-2014 | 2014 | 10 | 7 | JUL | 1  | 7/1/2014  | 357,000 |
| 02-Jul-2014 | 2014 | 10 | 7 | JUL | 2  | 7/2/2014  | 341,000 |
| 03-Jul-2014 | 2014 | 10 | 7 | JUL | 3  | 7/3/2014  | 364,000 |
| 04-Jul-2014 | 2014 | 10 | 7 | JUL | 4  | 7/4/2014  | 390,000 |
| 05-Jul-2014 | 2014 | 10 | 7 | JUL | 5  | 7/5/2014  | 328,000 |
| 06-Jul-2014 | 2014 | 10 | 7 | JUL | 6  | 7/6/2014  | 303,000 |
| 07-Jul-2014 | 2014 | 10 | 7 | JUL | 7  | 7/7/2014  | 384,000 |
| 08-Jul-2014 | 2014 | 10 | 7 | JUL | 8  | 7/8/2014  | 334,000 |
| 09-Jul-2014 | 2014 | 10 | 7 | JUL | 9  | 7/9/2014  | 318,000 |
| 10-Jul-2014 | 2014 | 10 | 7 | JUL | 10 | 7/10/2014 | 319,000 |
| 11-Jul-2014 | 2014 | 10 | 7 | JUL | 11 | 7/11/2014 | 323,000 |
| 12-Jul-2014 | 2014 | 10 | 7 | JUL | 12 | 7/12/2014 | 299,000 |
| 13-Jul-2014 | 2014 | 10 | 7 | JUL | 13 | 7/13/2014 | 287,000 |
| 14-Jul-2014 | 2014 | 10 | 7 | JUL | 14 | 7/14/2014 | 325,000 |
| 15-Jul-2014 | 2014 | 10 | 7 | JUL | 15 | 7/15/2014 | 365,000 |
| 16-Jul-2014 | 2014 | 10 | 7 | JUL | 16 | 7/16/2014 | 340,000 |
| 17-Jul-2014 | 2014 | 10 | 7 | JUL | 17 | 7/17/2014 | 280,000 |
| 18-Jul-2014 | 2014 | 10 | 7 | JUL | 18 | 7/18/2014 | 296,000 |
| 19-Jul-2014 | 2014 | 10 | 7 | JUL | 19 | 7/19/2014 | 343,000 |
| 20-Jul-2014 | 2014 | 10 | 7 | JUL | 20 | 7/20/2014 | 315,000 |
| 21-Jul-2014 | 2014 | 10 | 7 | JUL | 21 | 7/21/2014 | 357,000 |
| 22-Jul-2014 | 2014 | 10 | 7 | JUL | 22 | 7/22/2014 | 359,000 |
| 23-Jul-2014 | 2014 | 10 | 7 | JUL | 23 | 7/23/2014 | 362,000 |
| 24-Jul-2014 | 2014 | 10 | 7 | JUL | 24 | 7/24/2014 | 359,000 |
| 25-Jul-2014 | 2014 | 10 | 7 | JUL | 25 | 7/25/2014 | 331,000 |
| 26-Jul-2014 | 2014 | 10 | 7 | JUL | 26 | 7/26/2014 | 250,000 |
| 27-Jul-2014 | 2014 | 10 | 7 | JUL | 27 | 7/27/2014 | 267,000 |
| 28-Jul-2014 | 2014 | 10 | 7 | JUL | 28 | 7/28/2014 | 269,000 |
| 29-Jul-2014 | 2014 | 10 | 7 | JUL | 29 | 7/29/2014 | 322,000 |
| 30-Jul-2014 | 2014 | 10 | 7 | JUL | 30 | 7/30/2014 | 356,000 |
| 31-Jul-2014 | 2014 | 10 | 7 | JUL | 31 | 7/31/2014 | 363,000 |
| 01-Aug-2014 | 2014 | 11 | 8 | AUG | 1  | 8/1/2014  | 377,000 |
| 02-Aug-2014 | 2014 | 11 | 8 | AUG | 2  | 8/2/2014  | 346,000 |
| 03-Aug-2014 | 2014 | 11 | 8 | AUG | 3  | 8/3/2014  | 323,000 |
| 04-Aug-2014 | 2014 | 11 | 8 | AUG | 4  | 8/4/2014  | 338,000 |
| 05-Aug-2014 | 2014 | 11 | 8 | AUG | 5  | 8/5/2014  | 367,000 |
| 06-Aug-2014 | 2014 | 11 | 8 | AUG | 6  | 8/6/2014  | 379,000 |
| 07-Aug-2014 | 2014 | 11 | 8 | AUG | 7  | 8/7/2014  | 354,000 |
| 08-Aug-2014 | 2014 | 11 | 8 | AUG | 8  | 8/8/2014  | 328,000 |
| 09-Aug-2014 | 2014 | 11 | 8 | AUG | 9  | 8/9/2014  | 388,000 |
| 10-Aug-2014 | 2014 | 11 | 8 | AUG | 10 | 8/10/2014 | 371,000 |
| 11-Aug-2014 | 2014 | 11 | 8 | AUG | 11 | 8/11/2014 | 420,000 |
| 12-Aug-2014 | 2014 | 11 | 8 | AUG | 12 | 8/12/2014 | 283,000 |
| 13-Aug-2014 | 2014 | 11 | 8 | AUG | 13 | 8/13/2014 | 314,000 |
| 14-Aug-2014 | 2014 | 11 | 8 | AUG | 14 | 8/14/2014 | 352,000 |



|             |      |    |    |     |    |            |         |
|-------------|------|----|----|-----|----|------------|---------|
| 15-Aug-2014 | 2014 | 11 | 8  | AUG | 15 | 8/15/2014  | 357,000 |
| 16-Aug-2014 | 2014 | 11 | 8  | AUG | 16 | 8/16/2014  | 324,000 |
| 17-Aug-2014 | 2014 | 11 | 8  | AUG | 17 | 8/17/2014  | 264,000 |
| 18-Aug-2014 | 2014 | 11 | 8  | AUG | 18 | 8/18/2014  | 292,000 |
| 19-Aug-2014 | 2014 | 11 | 8  | AUG | 19 | 8/19/2014  | 277,000 |
| 20-Aug-2014 | 2014 | 11 | 8  | AUG | 20 | 8/20/2014  | 317,000 |
| 21-Aug-2014 | 2014 | 11 | 8  | AUG | 21 | 8/21/2014  | 286,000 |
| 22-Aug-2014 | 2014 | 11 | 8  | AUG | 22 | 8/22/2014  | 278,000 |
| 23-Aug-2014 | 2014 | 11 | 8  | AUG | 23 | 8/23/2014  | 252,000 |
| 24-Aug-2014 | 2014 | 11 | 8  | AUG | 24 | 8/24/2014  | 236,000 |
| 25-Aug-2014 | 2014 | 11 | 8  | AUG | 25 | 8/25/2014  | 217,000 |
| 26-Aug-2014 | 2014 | 11 | 8  | AUG | 26 | 8/26/2014  | 196,000 |
| 27-Aug-2014 | 2014 | 11 | 8  | AUG | 27 | 8/27/2014  | 249,000 |
| 28-Aug-2014 | 2014 | 11 | 8  | AUG | 28 | 8/28/2014  | 262,000 |
| 29-Aug-2014 | 2014 | 11 | 8  | AUG | 29 | 8/29/2014  | 272,000 |
| 30-Aug-2014 | 2014 | 11 | 8  | AUG | 30 | 8/30/2014  | 320,000 |
| 31-Aug-2014 | 2014 | 11 | 8  | AUG | 31 | 8/31/2014  | 370,000 |
| 01-Sep-2014 | 2014 | 12 | 9  | SEP | 1  | 9/1/2014   | 274,000 |
| 02-Sep-2014 | 2014 | 12 | 9  | SEP | 2  | 9/2/2014   | 212,000 |
| 03-Sep-2014 | 2014 | 12 | 9  | SEP | 3  | 9/3/2014   | 202,000 |
| 04-Sep-2014 | 2014 | 12 | 9  | SEP | 4  | 9/4/2014   | 216,000 |
| 05-Sep-2014 | 2014 | 12 | 9  | SEP | 5  | 9/5/2014   | 224,000 |
| 06-Sep-2014 | 2014 | 12 | 9  | SEP | 6  | 9/6/2014   | 173,000 |
| 07-Sep-2014 | 2014 | 12 | 9  | SEP | 7  | 9/7/2014   | 180,000 |
| 08-Sep-2014 | 2014 | 12 | 9  | SEP | 8  | 9/8/2014   | 178,000 |
| 09-Sep-2014 | 2014 | 12 | 9  | SEP | 9  | 9/9/2014   | 221,000 |
| 10-Sep-2014 | 2014 | 12 | 9  | SEP | 10 | 9/10/2014  | 261,000 |
| 11-Sep-2014 | 2014 | 12 | 9  | SEP | 11 | 9/11/2014  | 266,000 |
| 12-Sep-2014 | 2014 | 12 | 9  | SEP | 12 | 9/12/2014  | 268,000 |
| 13-Sep-2014 | 2014 | 12 | 9  | SEP | 13 | 9/13/2014  | 215,000 |
| 14-Sep-2014 | 2014 | 12 | 9  | SEP | 14 | 9/14/2014  | 195,000 |
| 15-Sep-2014 | 2014 | 12 | 9  | SEP | 15 | 9/15/2014  | 207,000 |
| 16-Sep-2014 | 2014 | 12 | 9  | SEP | 16 | 9/16/2014  | 239,000 |
| 17-Sep-2014 | 2014 | 12 | 9  | SEP | 17 | 9/17/2014  | 253,000 |
| 18-Sep-2014 | 2014 | 12 | 9  | SEP | 18 | 9/18/2014  | 253,000 |
| 19-Sep-2014 | 2014 | 12 | 9  | SEP | 19 | 9/19/2014  | 202,000 |
| 20-Sep-2014 | 2014 | 12 | 9  | SEP | 20 | 9/20/2014  | 180,000 |
| 21-Sep-2014 | 2014 | 12 | 9  | SEP | 21 | 9/21/2014  | 183,000 |
| 22-Sep-2014 | 2014 | 12 | 9  | SEP | 22 | 9/22/2014  | 180,000 |
| 23-Sep-2014 | 2014 | 12 | 9  | SEP | 23 | 9/23/2014  | 175,000 |
| 24-Sep-2014 | 2014 | 12 | 9  | SEP | 24 | 9/24/2014  | 210,000 |
| 25-Sep-2014 | 2014 | 12 | 9  | SEP | 25 | 9/25/2014  | 249,000 |
| 26-Sep-2014 | 2014 | 12 | 9  | SEP | 26 | 9/26/2014  | 275,000 |
| 27-Sep-2014 | 2014 | 12 | 9  | SEP | 27 | 9/27/2014  | 243,000 |
| 28-Sep-2014 | 2014 | 12 | 9  | SEP | 28 | 9/28/2014  | 214,000 |
| 29-Sep-2014 | 2014 | 12 | 9  | SEP | 29 | 9/29/2014  | 229,000 |
| 30-Sep-2014 | 2014 | 12 | 9  | SEP | 30 | 9/30/2014  | 291,000 |
| 01-Oct-2014 | 2014 | 1  | 10 | OCT | 1  | 10/1/2014  | 283,000 |
| 02-Oct-2014 | 2014 | 1  | 10 | OCT | 2  | 10/2/2014  | 243,000 |
| 03-Oct-2014 | 2014 | 1  | 10 | OCT | 3  | 10/3/2014  | 218,000 |
| 04-Oct-2014 | 2014 | 1  | 10 | OCT | 4  | 10/4/2014  | 160,000 |
| 05-Oct-2014 | 2014 | 1  | 10 | OCT | 5  | 10/5/2014  | 160,000 |
| 06-Oct-2014 | 2014 | 1  | 10 | OCT | 6  | 10/6/2014  | 152,000 |
| 07-Oct-2014 | 2014 | 1  | 10 | OCT | 7  | 10/7/2014  | 151,000 |
| 08-Oct-2014 | 2014 | 1  | 10 | OCT | 8  | 10/8/2014  | 155,000 |
| 09-Oct-2014 | 2014 | 1  | 10 | OCT | 9  | 10/9/2014  | 188,000 |
| 10-Oct-2014 | 2014 | 1  | 10 | OCT | 10 | 10/10/2014 | 179,000 |
| 11-Oct-2014 | 2014 | 1  | 10 | OCT | 11 | 10/11/2014 | 199,000 |
| 12-Oct-2014 | 2014 | 1  | 10 | OCT | 12 | 10/12/2014 | 255,000 |
| 13-Oct-2014 | 2014 | 1  | 10 | OCT | 13 | 10/13/2014 | 211,000 |
| 14-Oct-2014 | 2014 | 1  | 10 | OCT | 14 | 10/14/2014 | 174,000 |
| 15-Oct-2014 | 2014 | 1  | 10 | OCT | 15 | 10/15/2014 | 158,000 |
| 16-Oct-2014 | 2014 | 1  | 10 | OCT | 16 | 10/16/2014 | 158,000 |
| 17-Oct-2014 | 2014 | 1  | 10 | OCT | 17 | 10/17/2014 | 155,000 |
| 18-Oct-2014 | 2014 | 1  | 10 | OCT | 18 | 10/18/2014 | 144,000 |
| 19-Oct-2014 | 2014 | 1  | 10 | OCT | 19 | 10/19/2014 | 143,000 |
| 20-Oct-2014 | 2014 | 1  | 10 | OCT | 20 | 10/20/2014 | 141,000 |
| 21-Oct-2014 | 2014 | 1  | 10 | OCT | 21 | 10/21/2014 | 190,000 |
| 22-Oct-2014 | 2014 | 1  | 10 | OCT | 22 | 10/22/2014 | 211,000 |
| 23-Oct-2014 | 2014 | 1  | 10 | OCT | 23 | 10/23/2014 | 200,000 |
| 24-Oct-2014 | 2014 | 1  | 10 | OCT | 24 | 10/24/2014 | 231,000 |
| 25-Oct-2014 | 2014 | 1  | 10 | OCT | 25 | 10/25/2014 | 140,000 |
| 26-Oct-2014 | 2014 | 1  | 10 | OCT | 26 | 10/26/2014 | 172,000 |
| 27-Oct-2014 | 2014 | 1  | 10 | OCT | 27 | 10/27/2014 | 151,000 |
| 28-Oct-2014 | 2014 | 1  | 10 | OCT | 28 | 10/28/2014 | 168,000 |
| 29-Oct-2014 | 2014 | 1  | 10 | OCT | 29 | 10/29/2014 | 210,000 |
| 30-Oct-2014 | 2014 | 1  | 10 | OCT | 30 | 10/30/2014 | 206,000 |
| 31-Oct-2014 | 2014 | 1  | 10 | OCT | 31 | 10/31/2014 | 199,000 |
| 01-Nov-2014 | 2014 | 2  | 11 | NOV | 1  | 11/1/2014  | 140,000 |

|             |      |   |    |     |    |            |         |
|-------------|------|---|----|-----|----|------------|---------|
| 02-Nov-2014 | 2014 | 2 | 11 | NOV | 2  | 11/2/2014  | 147,000 |
| 03-Nov-2014 | 2014 | 2 | 11 | NOV | 3  | 11/3/2014  | 141,000 |
| 04-Nov-2014 | 2014 | 2 | 11 | NOV | 4  | 11/4/2014  | 147,000 |
| 05-Nov-2014 | 2014 | 2 | 11 | NOV | 5  | 11/5/2014  | 190,000 |
| 06-Nov-2014 | 2014 | 2 | 11 | NOV | 6  | 11/6/2014  | 183,000 |
| 07-Nov-2014 | 2014 | 2 | 11 | NOV | 7  | 11/7/2014  | 150,000 |
| 08-Nov-2014 | 2014 | 2 | 11 | NOV | 8  | 11/8/2014  | 141,000 |
| 09-Nov-2014 | 2014 | 2 | 11 | NOV | 9  | 11/9/2014  | 153,000 |
| 10-Nov-2014 | 2014 | 2 | 11 | NOV | 10 | 11/10/2014 | 160,000 |
| 11-Nov-2014 | 2014 | 2 | 11 | NOV | 11 | 11/11/2014 | 175,000 |
| 12-Nov-2014 | 2014 | 2 | 11 | NOV | 12 | 11/12/2014 | 272,000 |
| 13-Nov-2014 | 2014 | 2 | 11 | NOV | 13 | 11/13/2014 | 260,000 |
| 14-Nov-2014 | 2014 | 2 | 11 | NOV | 14 | 11/14/2014 | 293,000 |
| 15-Nov-2014 | 2014 | 2 | 11 | NOV | 15 | 11/15/2014 | 264,000 |
| 16-Nov-2014 | 2014 | 2 | 11 | NOV | 16 | 11/16/2014 | 246,000 |
| 17-Nov-2014 | 2014 | 2 | 11 | NOV | 17 | 11/17/2014 | 272,000 |
| 18-Nov-2014 | 2014 | 2 | 11 | NOV | 18 | 11/18/2014 | 298,000 |
| 19-Nov-2014 | 2014 | 2 | 11 | NOV | 19 | 11/19/2014 | 309,000 |
| 20-Nov-2014 | 2014 | 2 | 11 | NOV | 20 | 11/20/2014 | 322,000 |
| 21-Nov-2014 | 2014 | 2 | 11 | NOV | 21 | 11/21/2014 | 307,000 |
| 22-Nov-2014 | 2014 | 2 | 11 | NOV | 22 | 11/22/2014 | 200,000 |
| 23-Nov-2014 | 2014 | 2 | 11 | NOV | 23 | 11/23/2014 | 215,000 |
| 24-Nov-2014 | 2014 | 2 | 11 | NOV | 24 | 11/24/2014 | 251,000 |
| 25-Nov-2014 | 2014 | 2 | 11 | NOV | 25 | 11/25/2014 | 264,000 |
| 26-Nov-2014 | 2014 | 2 | 11 | NOV | 26 | 11/26/2014 | 242,000 |
| 27-Nov-2014 | 2014 | 2 | 11 | NOV | 27 | 11/27/2014 | 264,000 |
| 28-Nov-2014 | 2014 | 2 | 11 | NOV | 28 | 11/28/2014 | 292,000 |
| 29-Nov-2014 | 2014 | 2 | 11 | NOV | 29 | 11/29/2014 | 260,000 |
| 30-Nov-2014 | 2014 | 2 | 11 | NOV | 30 | 11/30/2014 | 214,000 |
| 01-Dec-2014 | 2014 | 3 | 12 | DEC | 1  | 12/1/2014  | 241,000 |
| 02-Dec-2014 | 2014 | 3 | 12 | DEC | 2  | 12/2/2014  | 267,000 |
| 03-Dec-2014 | 2014 | 3 | 12 | DEC | 3  | 12/3/2014  | 272,000 |
| 04-Dec-2014 | 2014 | 3 | 12 | DEC | 4  | 12/4/2014  | 283,000 |
| 05-Dec-2014 | 2014 | 3 | 12 | DEC | 5  | 12/5/2014  | 247,000 |
| 06-Dec-2014 | 2014 | 3 | 12 | DEC | 6  | 12/6/2014  | 240,000 |
| 07-Dec-2014 | 2014 | 3 | 12 | DEC | 7  | 12/7/2014  | 239,000 |
| 08-Dec-2014 | 2014 | 3 | 12 | DEC | 8  | 12/8/2014  | 269,000 |
| 09-Dec-2014 | 2014 | 3 | 12 | DEC | 9  | 12/9/2014  | 315,000 |
| 10-Dec-2014 | 2014 | 3 | 12 | DEC | 10 | 12/10/2014 | 292,000 |
| 11-Dec-2014 | 2014 | 3 | 12 | DEC | 11 | 12/11/2014 | 276,000 |
| 12-Dec-2014 | 2014 | 3 | 12 | DEC | 12 | 12/12/2014 | 232,000 |
| 13-Dec-2014 | 2014 | 3 | 12 | DEC | 13 | 12/13/2014 | 270,000 |
| 14-Dec-2014 | 2014 | 3 | 12 | DEC | 14 | 12/14/2014 | 271,000 |
| 15-Dec-2014 | 2014 | 3 | 12 | DEC | 15 | 12/15/2014 | 291,000 |
| 16-Dec-2014 | 2014 | 3 | 12 | DEC | 16 | 12/16/2014 | 327,000 |
| 17-Dec-2014 | 2014 | 3 | 12 | DEC | 17 | 12/17/2014 | 340,000 |
| 18-Dec-2014 | 2014 | 3 | 12 | DEC | 18 | 12/18/2014 | 304,000 |
| 19-Dec-2014 | 2014 | 3 | 12 | DEC | 19 | 12/19/2014 | 273,000 |
| 20-Dec-2014 | 2014 | 3 | 12 | DEC | 20 | 12/20/2014 | 304,000 |
| 21-Dec-2014 | 2014 | 3 | 12 | DEC | 21 | 12/21/2014 | 353,000 |
| 22-Dec-2014 | 2014 | 3 | 12 | DEC | 22 | 12/22/2014 | 416,000 |
| 23-Dec-2014 | 2014 | 3 | 12 | DEC | 23 | 12/23/2014 | 486,000 |
| 24-Dec-2014 | 2014 | 3 | 12 | DEC | 24 | 12/24/2014 | 472,000 |
| 25-Dec-2014 | 2014 | 3 | 12 | DEC | 25 | 12/25/2014 | 501,000 |
| 26-Dec-2014 | 2014 | 3 | 12 | DEC | 26 | 12/26/2014 | 528,000 |
| 27-Dec-2014 | 2014 | 3 | 12 | DEC | 27 | 12/27/2014 | 590,000 |
| 28-Dec-2014 | 2014 | 3 | 12 | DEC | 28 | 12/28/2014 | 626,000 |
| 29-Dec-2014 | 2014 | 3 | 12 | DEC | 29 | 12/29/2014 | 630,000 |
| 30-Dec-2014 | 2014 | 3 | 12 | DEC | 30 | 12/30/2014 | 584,000 |
| 31-Dec-2014 | 2014 | 3 | 12 | DEC | 31 | 12/31/2014 | 608,000 |
| 01-Jan-2015 | 2015 | 4 | 1  | JAN | 1  | 1/1/2015   | 671,000 |
| 02-Jan-2015 | 2015 | 4 | 1  | JAN | 2  | 1/2/2015   | 622,000 |
| 03-Jan-2015 | 2015 | 4 | 1  | JAN | 3  | 1/3/2015   | 527,000 |
| 04-Jan-2015 | 2015 | 4 | 1  | JAN | 4  | 1/4/2015   | 480,000 |
| 05-Jan-2015 | 2015 | 4 | 1  | JAN | 5  | 1/5/2015   | 450,000 |
| 06-Jan-2015 | 2015 | 4 | 1  | JAN | 6  | 1/6/2015   | 437,000 |
| 07-Jan-2015 | 2015 | 4 | 1  | JAN | 7  | 1/7/2015   | 422,000 |
| 08-Jan-2015 | 2015 | 4 | 1  | JAN | 8  | 1/8/2015   | 353,000 |
| 09-Jan-2015 | 2015 | 4 | 1  | JAN | 9  | 1/9/2015   | 365,000 |
| 10-Jan-2015 | 2015 | 4 | 1  | JAN | 10 | 1/10/2015  | 383,000 |
| 11-Jan-2015 | 2015 | 4 | 1  | JAN | 11 | 1/11/2015  | 376,000 |
| 12-Jan-2015 | 2015 | 4 | 1  | JAN | 12 | 1/12/2015  | 378,000 |
| 13-Jan-2015 | 2015 | 4 | 1  | JAN | 13 | 1/13/2015  | 406,000 |
| 14-Jan-2015 | 2015 | 4 | 1  | JAN | 14 | 1/14/2015  | 384,000 |
| 15-Jan-2015 | 2015 | 4 | 1  | JAN | 15 | 1/15/2015  | 399,000 |
| 16-Jan-2015 | 2015 | 4 | 1  | JAN | 16 | 1/16/2015  | 434,000 |
| 17-Jan-2015 | 2015 | 4 | 1  | JAN | 17 | 1/17/2015  | 482,000 |
| 18-Jan-2015 | 2015 | 4 | 1  | JAN | 18 | 1/18/2015  | 495,000 |
| 19-Jan-2015 | 2015 | 4 | 1  | JAN | 19 | 1/19/2015  | 429,000 |

|             |      |   |   |     |    |           |         |
|-------------|------|---|---|-----|----|-----------|---------|
| 20-Jan-2015 | 2015 | 4 | 1 | JAN | 20 | 1/20/2015 | 351,000 |
| 21-Jan-2015 | 2015 | 4 | 1 | JAN | 21 | 1/21/2015 | 342,000 |
| 22-Jan-2015 | 2015 | 4 | 1 | JAN | 22 | 1/22/2015 | 367,000 |
| 23-Jan-2015 | 2015 | 4 | 1 | JAN | 23 | 1/23/2015 | 375,000 |
| 24-Jan-2015 | 2015 | 4 | 1 | JAN | 24 | 1/24/2015 | 458,000 |
| 25-Jan-2015 | 2015 | 4 | 1 | JAN | 25 | 1/25/2015 | 468,000 |
| 26-Jan-2015 | 2015 | 4 | 1 | JAN | 26 | 1/26/2015 | 445,000 |
| 27-Jan-2015 | 2015 | 4 | 1 | JAN | 27 | 1/27/2015 | 431,000 |
| 28-Jan-2015 | 2015 | 4 | 1 | JAN | 28 | 1/28/2015 | 440,000 |
| 29-Jan-2015 | 2015 | 4 | 1 | JAN | 29 | 1/29/2015 | 450,000 |
| 30-Jan-2015 | 2015 | 4 | 1 | JAN | 30 | 1/30/2015 | 435,000 |
| 31-Jan-2015 | 2015 | 4 | 1 | JAN | 31 | 1/31/2015 | 383,000 |
| 01-Feb-2015 | 2015 | 5 | 2 | FEB | 1  | 2/1/2015  | 382,000 |
| 02-Feb-2015 | 2015 | 5 | 2 | FEB | 2  | 2/2/2015  | 385,000 |
| 03-Feb-2015 | 2015 | 5 | 2 | FEB | 3  | 2/3/2015  | 379,000 |
| 04-Feb-2015 | 2015 | 5 | 2 | FEB | 4  | 2/4/2015  | 392,000 |
| 05-Feb-2015 | 2015 | 5 | 2 | FEB | 5  | 2/5/2015  | 452,000 |
| 06-Feb-2015 | 2015 | 5 | 2 | FEB | 6  | 2/6/2015  | 481,000 |
| 07-Feb-2015 | 2015 | 5 | 2 | FEB | 7  | 2/7/2015  | 514,000 |
| 08-Feb-2015 | 2015 | 5 | 2 | FEB | 8  | 2/8/2015  | 466,000 |
| 09-Feb-2015 | 2015 | 5 | 2 | FEB | 9  | 2/9/2015  | 427,000 |
| 10-Feb-2015 | 2015 | 5 | 2 | FEB | 10 | 2/10/2015 | 417,000 |
| 11-Feb-2015 | 2015 | 5 | 2 | FEB | 11 | 2/11/2015 | 498,000 |
| 12-Feb-2015 | 2015 | 5 | 2 | FEB | 12 | 2/12/2015 | 458,000 |
| 13-Feb-2015 | 2015 | 5 | 2 | FEB | 13 | 2/13/2015 | 427,000 |
| 14-Feb-2015 | 2015 | 5 | 2 | FEB | 14 | 2/14/2015 | 421,000 |
| 15-Feb-2015 | 2015 | 5 | 2 | FEB | 15 | 2/15/2015 | 448,000 |
| 16-Feb-2015 | 2015 | 5 | 2 | FEB | 16 | 2/16/2015 | 412,000 |
| 17-Feb-2015 | 2015 | 5 | 2 | FEB | 17 | 2/17/2015 | 426,000 |
| 18-Feb-2015 | 2015 | 5 | 2 | FEB | 18 | 2/18/2015 | 439,000 |
| 19-Feb-2015 | 2015 | 5 | 2 | FEB | 19 | 2/19/2015 | 447,000 |
| 20-Feb-2015 | 2015 | 5 | 2 | FEB | 20 | 2/20/2015 | 473,000 |
| 21-Feb-2015 | 2015 | 5 | 2 | FEB | 21 | 2/21/2015 | 504,000 |
| 22-Feb-2015 | 2015 | 5 | 2 | FEB | 22 | 2/22/2015 | 482,000 |
| 23-Feb-2015 | 2015 | 5 | 2 | FEB | 23 | 2/23/2015 | 472,000 |
| 24-Feb-2015 | 2015 | 5 | 2 | FEB | 24 | 2/24/2015 | 454,000 |
| 25-Feb-2015 | 2015 | 5 | 2 | FEB | 25 | 2/25/2015 | 441,000 |
| 26-Feb-2015 | 2015 | 5 | 2 | FEB | 26 | 2/26/2015 | 483,000 |
| 27-Feb-2015 | 2015 | 5 | 2 | FEB | 27 | 2/27/2015 | 520,000 |
| 28-Feb-2015 | 2015 | 5 | 2 | FEB | 28 | 2/28/2015 | 476,000 |
| 01-Mar-2015 | 2015 | 6 | 3 | MAR | 1  | 3/1/2015  | 461,000 |
| 02-Mar-2015 | 2015 | 6 | 3 | MAR | 2  | 3/2/2015  | 422,000 |
| 03-Mar-2015 | 2015 | 6 | 3 | MAR | 3  | 3/3/2015  | 398,000 |
| 04-Mar-2015 | 2015 | 6 | 3 | MAR | 4  | 3/4/2015  | 417,000 |
| 05-Mar-2015 | 2015 | 6 | 3 | MAR | 5  | 3/5/2015  | 446,000 |
| 06-Mar-2015 | 2015 | 6 | 3 | MAR | 6  | 3/6/2015  | 468,000 |
| 07-Mar-2015 | 2015 | 6 | 3 | MAR | 7  | 3/7/2015  | 447,000 |
| 08-Mar-2015 | 2015 | 6 | 3 | MAR | 8  | 3/8/2015  | 474,000 |
| 09-Mar-2015 | 2015 | 6 | 3 | MAR | 9  | 3/9/2015  | 452,000 |
| 10-Mar-2015 | 2015 | 6 | 3 | MAR | 10 | 3/10/2015 | 456,000 |
| 11-Mar-2015 | 2015 | 6 | 3 | MAR | 11 | 3/11/2015 | 443,000 |
| 12-Mar-2015 | 2015 | 6 | 3 | MAR | 12 | 3/12/2015 | 410,000 |
| 13-Mar-2015 | 2015 | 6 | 3 | MAR | 13 | 3/13/2015 | 427,000 |
| 14-Mar-2015 | 2015 | 6 | 3 | MAR | 14 | 3/14/2015 | 413,000 |
| 15-Mar-2015 | 2015 | 6 | 3 | MAR | 15 | 3/15/2015 | 415,000 |
| 16-Mar-2015 | 2015 | 6 | 3 | MAR | 16 | 3/16/2015 | 502,000 |
| 17-Mar-2015 | 2015 | 6 | 3 | MAR | 17 | 3/17/2015 | 513,000 |
| 18-Mar-2015 | 2015 | 6 | 3 | MAR | 18 | 3/18/2015 | 557,000 |
| 19-Mar-2015 | 2015 | 6 | 3 | MAR | 19 | 3/19/2015 | 512,667 |
| 20-Mar-2015 | 2015 | 6 | 3 | MAR | 20 | 3/20/2015 | 512,667 |
| 21-Mar-2015 | 2015 | 6 | 3 | MAR | 21 | 3/21/2015 | 512,667 |
| 22-Mar-2015 | 2015 | 6 | 3 | MAR | 22 | 3/22/2015 | 512,667 |
| 23-Mar-2015 | 2015 | 6 | 3 | MAR | 23 | 3/23/2015 | 512,667 |
| 24-Mar-2015 | 2015 | 6 | 3 | MAR | 24 | 3/24/2015 | 512,667 |
| 25-Mar-2015 | 2015 | 6 | 3 | MAR | 25 | 3/25/2015 | 488,000 |
| 26-Mar-2015 | 2015 | 6 | 3 | MAR | 26 | 3/26/2015 | 454,000 |
| 27-Mar-2015 | 2015 | 6 | 3 | MAR | 27 | 3/27/2015 | 506,000 |
| 28-Mar-2015 | 2015 | 6 | 3 | MAR | 28 | 3/28/2015 | 551,000 |
| 29-Mar-2015 | 2015 | 6 | 3 | MAR | 29 | 3/29/2015 | 542,000 |
| 30-Mar-2015 | 2015 | 6 | 3 | MAR | 30 | 3/30/2015 | 551,000 |
| 31-Mar-2015 | 2015 | 6 | 3 | MAR | 31 | 3/31/2015 | 561,000 |
| 01-Apr-2015 | 2015 | 7 | 4 | APR | 1  | 4/1/2015  | 558,000 |
| 02-Apr-2015 | 2015 | 7 | 4 | APR | 2  | 4/2/2015  | 531,000 |
| 03-Apr-2015 | 2015 | 7 | 4 | APR | 3  | 4/3/2015  | 533,000 |
| 04-Apr-2015 | 2015 | 7 | 4 | APR | 4  | 4/4/2015  | 508,000 |
| 05-Apr-2015 | 2015 | 7 | 4 | APR | 5  | 4/5/2015  | 443,000 |
| 06-Apr-2015 | 2015 | 7 | 4 | APR | 6  | 4/6/2015  | 445,000 |
| 07-Apr-2015 | 2015 | 7 | 4 | APR | 7  | 4/7/2015  | 399,000 |
| 08-Apr-2015 | 2015 | 7 | 4 | APR | 8  | 4/8/2015  | 369,000 |

|             |      |   |   |     |    |           |         |
|-------------|------|---|---|-----|----|-----------|---------|
| 09-Apr-2015 | 2015 | 7 | 4 | APR | 9  | 4/9/2015  | 382,000 |
| 10-Apr-2015 | 2015 | 7 | 4 | APR | 10 | 4/10/2015 | 388,000 |
| 11-Apr-2015 | 2015 | 7 | 4 | APR | 11 | 4/11/2015 | 397,000 |
| 12-Apr-2015 | 2015 | 7 | 4 | APR | 12 | 4/12/2015 | 378,000 |
| 13-Apr-2015 | 2015 | 7 | 4 | APR | 13 | 4/13/2015 | 322,000 |
| 14-Apr-2015 | 2015 | 7 | 4 | APR | 14 | 4/14/2015 | 294,000 |
| 15-Apr-2015 | 2015 | 7 | 4 | APR | 15 | 4/15/2015 | 325,000 |
| 16-Apr-2015 | 2015 | 7 | 4 | APR | 16 | 4/16/2015 | 343,000 |
| 17-Apr-2015 | 2015 | 7 | 4 | APR | 17 | 4/17/2015 | 392,000 |
| 18-Apr-2015 | 2015 | 7 | 4 | APR | 18 | 4/18/2015 | 364,000 |
| 19-Apr-2015 | 2015 | 7 | 4 | APR | 19 | 4/19/2015 | 357,000 |
| 20-Apr-2015 | 2015 | 7 | 4 | APR | 20 | 4/20/2015 | 268,000 |
| 21-Apr-2015 | 2015 | 7 | 4 | APR | 21 | 4/21/2015 | 276,000 |
| 22-Apr-2015 | 2015 | 7 | 4 | APR | 22 | 4/22/2015 | 311,000 |
| 23-Apr-2015 | 2015 | 7 | 4 | APR | 23 | 4/23/2015 | 332,000 |
| 24-Apr-2015 | 2015 | 7 | 4 | APR | 24 | 4/24/2015 | 317,000 |
| 25-Apr-2015 | 2015 | 7 | 4 | APR | 25 | 4/25/2015 | 286,000 |
| 26-Apr-2015 | 2015 | 7 | 4 | APR | 26 | 4/26/2015 | 265,000 |
| 27-Apr-2015 | 2015 | 7 | 4 | APR | 27 | 4/27/2015 | 265,000 |
| 28-Apr-2015 | 2015 | 7 | 4 | APR | 28 | 4/28/2015 | 303,000 |
| 29-Apr-2015 | 2015 | 7 | 4 | APR | 29 | 4/29/2015 | 302,000 |
| 30-Apr-2015 | 2015 | 7 | 4 | APR | 30 | 4/30/2015 | 326,000 |
| 01-May-2015 | 2015 | 8 | 5 | MAY | 1  | 5/1/2015  | 297,000 |
| 02-May-2015 | 2015 | 8 | 5 | MAY | 2  | 5/2/2015  | 291,000 |
| 03-May-2015 | 2015 | 8 | 5 | MAY | 3  | 5/3/2015  | 278,000 |
| 04-May-2015 | 2015 | 8 | 5 | MAY | 4  | 5/4/2015  | 282,000 |
| 05-May-2015 | 2015 | 8 | 5 | MAY | 5  | 5/5/2015  | 289,000 |
| 06-May-2015 | 2015 | 8 | 5 | MAY | 6  | 5/6/2015  | 305,000 |
| 07-May-2015 | 2015 | 8 | 5 | MAY | 7  | 5/7/2015  | 299,000 |
| 08-May-2015 | 2015 | 8 | 5 | MAY | 8  | 5/8/2015  | 238,000 |
| 09-May-2015 | 2015 | 8 | 5 | MAY | 9  | 5/9/2015  | 200,000 |
| 10-May-2015 | 2015 | 8 | 5 | MAY | 10 | 5/10/2015 | 192,000 |
| 11-May-2015 | 2015 | 8 | 5 | MAY | 11 | 5/11/2015 | 186,000 |
| 12-May-2015 | 2015 | 8 | 5 | MAY | 12 | 5/12/2015 | 241,000 |
| 13-May-2015 | 2015 | 8 | 5 | MAY | 13 | 5/13/2015 | 277,000 |
| 14-May-2015 | 2015 | 8 | 5 | MAY | 14 | 5/14/2015 | 258,000 |
| 15-May-2015 | 2015 | 8 | 5 | MAY | 15 | 5/15/2015 | 280,000 |
| 16-May-2015 | 2015 | 8 | 5 | MAY | 16 | 5/16/2015 | 366,000 |
| 17-May-2015 | 2015 | 8 | 5 | MAY | 17 | 5/17/2015 | 329,000 |
| 18-May-2015 | 2015 | 8 | 5 | MAY | 18 | 5/18/2015 | 308,000 |
| 19-May-2015 | 2015 | 8 | 5 | MAY | 19 | 5/19/2015 | 337,000 |
| 20-May-2015 | 2015 | 8 | 5 | MAY | 20 | 5/20/2015 | 295,000 |
| 21-May-2015 | 2015 | 8 | 5 | MAY | 21 | 5/21/2015 | 282,000 |
| 22-May-2015 | 2015 | 8 | 5 | MAY | 22 | 5/22/2015 | 278,000 |
| 23-May-2015 | 2015 | 8 | 5 | MAY | 23 | 5/23/2015 | 277,000 |
| 24-May-2015 | 2015 | 8 | 5 | MAY | 24 | 5/24/2015 | 280,000 |
| 25-May-2015 | 2015 | 8 | 5 | MAY | 25 | 5/25/2015 | 293,000 |
| 26-May-2015 | 2015 | 8 | 5 | MAY | 26 | 5/26/2015 | 276,000 |
| 27-May-2015 | 2015 | 8 | 5 | MAY | 27 | 5/27/2015 | 231,000 |
| 28-May-2015 | 2015 | 8 | 5 | MAY | 28 | 5/28/2015 | 255,000 |
| 29-May-2015 | 2015 | 8 | 5 | MAY | 29 | 5/29/2015 | 218,000 |
| 30-May-2015 | 2015 | 8 | 5 | MAY | 30 | 5/30/2015 | 215,000 |
| 31-May-2015 | 2015 | 8 | 5 | MAY | 31 | 5/31/2015 | 211,000 |
| 01-Jun-2015 | 2015 | 9 | 6 | JUN | 1  | 6/1/2015  | 302,000 |
| 02-Jun-2015 | 2015 | 9 | 6 | JUN | 2  | 6/2/2015  | 288,000 |
| 03-Jun-2015 | 2015 | 9 | 6 | JUN | 3  | 6/3/2015  | 275,000 |
| 04-Jun-2015 | 2015 | 9 | 6 | JUN | 4  | 6/4/2015  | 280,000 |
| 05-Jun-2015 | 2015 | 9 | 6 | JUN | 5  | 6/5/2015  | 296,000 |
| 06-Jun-2015 | 2015 | 9 | 6 | JUN | 6  | 6/6/2015  | 271,000 |
| 07-Jun-2015 | 2015 | 9 | 6 | JUN | 7  | 6/7/2015  | 276,000 |
| 08-Jun-2015 | 2015 | 9 | 6 | JUN | 8  | 6/8/2015  | 253,000 |
| 09-Jun-2015 | 2015 | 9 | 6 | JUN | 9  | 6/9/2015  | 247,000 |
| 10-Jun-2015 | 2015 | 9 | 6 | JUN | 10 | 6/10/2015 | 272,000 |
| 11-Jun-2015 | 2015 | 9 | 6 | JUN | 11 | 6/11/2015 | 285,000 |
| 12-Jun-2015 | 2015 | 9 | 6 | JUN | 12 | 6/12/2015 | 293,000 |
| 13-Jun-2015 | 2015 | 9 | 6 | JUN | 13 | 6/13/2015 | 292,000 |
| 14-Jun-2015 | 2015 | 9 | 6 | JUN | 14 | 6/14/2015 | 304,000 |
| 15-Jun-2015 | 2015 | 9 | 6 | JUN | 15 | 6/15/2015 | 321,000 |
| 16-Jun-2015 | 2015 | 9 | 6 | JUN | 16 | 6/16/2015 | 282,000 |
| 17-Jun-2015 | 2015 | 9 | 6 | JUN | 17 | 6/17/2015 | 275,000 |
| 18-Jun-2015 | 2015 | 9 | 6 | JUN | 18 | 6/18/2015 | 291,000 |
| 19-Jun-2015 | 2015 | 9 | 6 | JUN | 19 | 6/19/2015 | 322,000 |
| 20-Jun-2015 | 2015 | 9 | 6 | JUN | 20 | 6/20/2015 | 300,000 |
| 21-Jun-2015 | 2015 | 9 | 6 | JUN | 21 | 6/21/2015 | 308,000 |
| 22-Jun-2015 | 2015 | 9 | 6 | JUN | 22 | 6/22/2015 | 318,000 |
| 23-Jun-2015 | 2015 | 9 | 6 | JUN | 23 | 6/23/2015 | 300,000 |
| 24-Jun-2015 | 2015 | 9 | 6 | JUN | 24 | 6/24/2015 | 312,000 |
| 25-Jun-2015 | 2015 | 9 | 6 | JUN | 25 | 6/25/2015 | 281,000 |
| 26-Jun-2015 | 2015 | 9 | 6 | JUN | 26 | 6/26/2015 | 292,000 |

|             |      |    |   |     |    |           |         |
|-------------|------|----|---|-----|----|-----------|---------|
| 27-Jun-2015 | 2015 | 9  | 6 | JUN | 27 | 6/27/2015 | 251,000 |
| 28-Jun-2015 | 2015 | 9  | 6 | JUN | 28 | 6/28/2015 | 256,000 |
| 29-Jun-2015 | 2015 | 9  | 6 | JUN | 29 | 6/29/2015 | 306,000 |
| 30-Jun-2015 | 2015 | 9  | 6 | JUN | 30 | 6/30/2015 | 318,000 |
| 01-Jul-2015 | 2015 | 10 | 7 | JUL | 1  | 7/1/2015  | 302,000 |
| 02-Jul-2015 | 2015 | 10 | 7 | JUL | 2  | 7/2/2015  | 357,000 |
| 03-Jul-2015 | 2015 | 10 | 7 | JUL | 3  | 7/3/2015  | 348,000 |
| 04-Jul-2015 | 2015 | 10 | 7 | JUL | 4  | 7/4/2015  | 367,000 |
| 05-Jul-2015 | 2015 | 10 | 7 | JUL | 5  | 7/5/2015  | 365,000 |
| 06-Jul-2015 | 2015 | 10 | 7 | JUL | 6  | 7/6/2015  | 304,000 |
| 07-Jul-2015 | 2015 | 10 | 7 | JUL | 7  | 7/7/2015  | 310,000 |
| 08-Jul-2015 | 2015 | 10 | 7 | JUL | 8  | 7/8/2015  | 312,000 |
| 09-Jul-2015 | 2015 | 10 | 7 | JUL | 9  | 7/9/2015  | 320,000 |
| 10-Jul-2015 | 2015 | 10 | 7 | JUL | 10 | 7/10/2015 | 354,000 |
| 11-Jul-2015 | 2015 | 10 | 7 | JUL | 11 | 7/11/2015 | 304,000 |
| 12-Jul-2015 | 2015 | 10 | 7 | JUL | 12 | 7/12/2015 | 287,000 |
| 13-Jul-2015 | 2015 | 10 | 7 | JUL | 13 | 7/13/2015 | 284,000 |
| 14-Jul-2015 | 2015 | 10 | 7 | JUL | 14 | 7/14/2015 | 305,000 |
| 15-Jul-2015 | 2015 | 10 | 7 | JUL | 15 | 7/15/2015 | 379,000 |
| 16-Jul-2015 | 2015 | 10 | 7 | JUL | 16 | 7/16/2015 | 363,000 |
| 17-Jul-2015 | 2015 | 10 | 7 | JUL | 17 | 7/17/2015 | 346,000 |
| 18-Jul-2015 | 2015 | 10 | 7 | JUL | 18 | 7/18/2015 | 301,000 |
| 19-Jul-2015 | 2015 | 10 | 7 | JUL | 19 | 7/19/2015 | 306,000 |
| 20-Jul-2015 | 2015 | 10 | 7 | JUL | 20 | 7/20/2015 | 316,000 |
| 21-Jul-2015 | 2015 | 10 | 7 | JUL | 21 | 7/21/2015 | 331,000 |
| 22-Jul-2015 | 2015 | 10 | 7 | JUL | 22 | 7/22/2015 | 336,000 |
| 23-Jul-2015 | 2015 | 10 | 7 | JUL | 23 | 7/23/2015 | 368,000 |
| 24-Jul-2015 | 2015 | 10 | 7 | JUL | 24 | 7/24/2015 | 384,000 |
| 25-Jul-2015 | 2015 | 10 | 7 | JUL | 25 | 7/25/2015 | 316,000 |
| 26-Jul-2015 | 2015 | 10 | 7 | JUL | 26 | 7/26/2015 | 307,000 |
| 27-Jul-2015 | 2015 | 10 | 7 | JUL | 27 | 7/27/2015 | 396,000 |
| 28-Jul-2015 | 2015 | 10 | 7 | JUL | 28 | 7/28/2015 | 394,000 |
| 29-Jul-2015 | 2015 | 10 | 7 | JUL | 29 | 7/29/2015 | 376,000 |
| 30-Jul-2015 | 2015 | 10 | 7 | JUL | 30 | 7/30/2015 | 350,000 |
| 31-Jul-2015 | 2015 | 10 | 7 | JUL | 31 | 7/31/2015 | 360,000 |
| 01-Aug-2015 | 2015 | 11 | 8 | AUG | 1  | 8/1/2015  | 360,000 |
| 02-Aug-2015 | 2015 | 11 | 8 | AUG | 2  | 8/2/2015  | 333,000 |
| 03-Aug-2015 | 2015 | 11 | 8 | AUG | 3  | 8/3/2015  | 346,000 |
| 04-Aug-2015 | 2015 | 11 | 8 | AUG | 4  | 8/4/2015  | 363,000 |
| 05-Aug-2015 | 2015 | 11 | 8 | AUG | 5  | 8/5/2015  | 405,000 |
| 06-Aug-2015 | 2015 | 11 | 8 | AUG | 6  | 8/6/2015  | 369,000 |
| 07-Aug-2015 | 2015 | 11 | 8 | AUG | 7  | 8/7/2015  | 348,000 |
| 08-Aug-2015 | 2015 | 11 | 8 | AUG | 8  | 8/8/2015  | 375,000 |
| 09-Aug-2015 | 2015 | 11 | 8 | AUG | 9  | 8/9/2015  | 361,000 |
| 10-Aug-2015 | 2015 | 11 | 8 | AUG | 10 | 8/10/2015 | 327,000 |
| 11-Aug-2015 | 2015 | 11 | 8 | AUG | 11 | 8/11/2015 | 325,000 |
| 12-Aug-2015 | 2015 | 11 | 8 | AUG | 12 | 8/12/2015 | 345,000 |
| 13-Aug-2015 | 2015 | 11 | 8 | AUG | 13 | 8/13/2015 | 365,000 |
| 14-Aug-2015 | 2015 | 11 | 8 | AUG | 14 | 8/14/2015 | 345,000 |
| 15-Aug-2015 | 2015 | 11 | 8 | AUG | 15 | 8/15/2015 | 257,000 |
| 16-Aug-2015 | 2015 | 11 | 8 | AUG | 16 | 8/16/2015 | 266,000 |
| 17-Aug-2015 | 2015 | 11 | 8 | AUG | 17 | 8/17/2015 | 316,000 |
| 18-Aug-2015 | 2015 | 11 | 8 | AUG | 18 | 8/18/2015 | 315,000 |
| 19-Aug-2015 | 2015 | 11 | 8 | AUG | 19 | 8/19/2015 | 306,000 |
| 20-Aug-2015 | 2015 | 11 | 8 | AUG | 20 | 8/20/2015 | 287,000 |
| 21-Aug-2015 | 2015 | 11 | 8 | AUG | 21 | 8/21/2015 | 306,000 |
| 22-Aug-2015 | 2015 | 11 | 8 | AUG | 22 | 8/22/2015 | 280,000 |
| 23-Aug-2015 | 2015 | 11 | 8 | AUG | 23 | 8/23/2015 | 254,000 |
| 24-Aug-2015 | 2015 | 11 | 8 | AUG | 24 | 8/24/2015 | 227,000 |
| 25-Aug-2015 | 2015 | 11 | 8 | AUG | 25 | 8/25/2015 | 264,000 |
| 26-Aug-2015 | 2015 | 11 | 8 | AUG | 26 | 8/26/2015 | 275,000 |
| 27-Aug-2015 | 2015 | 11 | 8 | AUG | 27 | 8/27/2015 | 287,000 |
| 28-Aug-2015 | 2015 | 11 | 8 | AUG | 28 | 8/28/2015 | 341,000 |
| 29-Aug-2015 | 2015 | 11 | 8 | AUG | 29 | 8/29/2015 | 315,000 |
| 30-Aug-2015 | 2015 | 11 | 8 | AUG | 30 | 8/30/2015 | 314,000 |
| 31-Aug-2015 | 2015 | 11 | 8 | AUG | 31 | 8/31/2015 | 297,000 |
| 01-Sep-2015 | 2015 | 12 | 9 | SEP | 1  | 9/1/2015  | 223,000 |
| 02-Sep-2015 | 2015 | 12 | 9 | SEP | 2  | 9/2/2015  | 282,000 |
| 03-Sep-2015 | 2015 | 12 | 9 | SEP | 3  | 9/3/2015  | 276,000 |
| 04-Sep-2015 | 2015 | 12 | 9 | SEP | 4  | 9/4/2015  | 324,000 |
| 05-Sep-2015 | 2015 | 12 | 9 | SEP | 5  | 9/5/2015  | 312,000 |
| 06-Sep-2015 | 2015 | 12 | 9 | SEP | 6  | 9/6/2015  | 318,000 |
| 07-Sep-2015 | 2015 | 12 | 9 | SEP | 7  | 9/7/2015  | 316,000 |
| 08-Sep-2015 | 2015 | 12 | 9 | SEP | 8  | 9/8/2015  | 406,000 |
| 09-Sep-2015 | 2015 | 12 | 9 | SEP | 9  | 9/9/2015  | 219,000 |
| 10-Sep-2015 | 2015 | 12 | 9 | SEP | 10 | 9/10/2015 | 260,000 |
| 11-Sep-2015 | 2015 | 12 | 9 | SEP | 11 | 9/11/2015 | 319,000 |
| 12-Sep-2015 | 2015 | 12 | 9 | SEP | 12 | 9/12/2015 | 326,000 |
| 13-Sep-2015 | 2015 | 12 | 9 | SEP | 13 | 9/13/2015 | 311,000 |

|             |      |    |         |    |     |    |            |         |
|-------------|------|----|---------|----|-----|----|------------|---------|
| 14-Sep-2015 | 2015 | 12 |         | 9  | SEP | 14 | 9/14/2015  | 294,000 |
| 15-Sep-2015 | 2015 | 12 |         | 9  | SEP | 15 | 9/15/2015  | 308,000 |
| 16-Sep-2015 | 2015 | 12 |         | 9  | SEP | 16 | 9/16/2015  | 290,000 |
| 17-Sep-2015 | 2015 | 12 |         | 9  | SEP | 17 | 9/17/2015  | 329,000 |
| 18-Sep-2015 | 2015 | 12 |         | 9  | SEP | 18 | 9/18/2015  | 343,000 |
| 19-Sep-2015 | 2015 | 12 |         | 9  | SEP | 19 | 9/19/2015  | 329,000 |
| 20-Sep-2015 | 2015 | 12 |         | 9  | SEP | 20 | 9/20/2015  | 324,000 |
| 21-Sep-2015 | 2015 | 12 |         | 9  | SEP | 21 | 9/21/2015  | 317,000 |
| 22-Sep-2015 | 2015 | 12 |         | 9  | SEP | 22 | 9/22/2015  | 230,000 |
| 23-Sep-2015 | 2015 | 12 |         | 9  | SEP | 23 | 9/23/2015  | 254,000 |
| 24-Sep-2015 | 2015 | 12 |         | 9  | SEP | 24 | 9/24/2015  | 249,000 |
| 25-Sep-2015 | 2015 | 12 |         | 9  | SEP | 25 | 9/25/2015  | 248,000 |
| 26-Sep-2015 | 2015 | 12 |         | 9  | SEP | 26 | 9/26/2015  | 259,000 |
| 27-Sep-2015 | 2015 | 12 |         | 9  | SEP | 27 | 9/27/2015  | 249,000 |
| 28-Sep-2015 | 2015 | 12 |         | 9  | SEP | 28 | 9/28/2015  | 246,000 |
| 29-Sep-2015 | 2015 | 12 |         | 9  | SEP | 29 | 9/29/2015  | 313,000 |
| 30-Sep-2015 | 2015 | 12 |         | 9  | SEP | 30 | 9/30/2015  | 319,000 |
| 01-Oct-2015 | 2015 | 1  | 2015/16 | 10 | OCT | 1  | 10/1/2015  | 311,000 |
| 02-Oct-2015 | 2015 | 1  | 2015/16 | 10 | OCT | 2  | 10/2/2015  | 294,000 |
| 03-Oct-2015 | 2015 | 1  | 2015/16 | 10 | OCT | 3  | 10/3/2015  | 270,000 |
| 04-Oct-2015 | 2015 | 1  | 2015/16 | 10 | OCT | 4  | 10/4/2015  | 279,000 |
| 05-Oct-2015 | 2015 | 1  | 2015/16 | 10 | OCT | 5  | 10/5/2015  | 281,000 |
| 06-Oct-2015 | 2015 | 1  | 2015/16 | 10 | OCT | 6  | 10/6/2015  | 179,000 |
| 07-Oct-2015 | 2015 | 1  | 2015/16 | 10 | OCT | 7  | 10/7/2015  | 217,000 |
| 08-Oct-2015 | 2015 | 1  | 2015/16 | 10 | OCT | 8  | 10/8/2015  | 220,000 |
| 09-Oct-2015 | 2015 | 1  | 2015/16 | 10 | OCT | 9  | 10/9/2015  | 205,000 |
| 10-Oct-2015 | 2015 | 1  | 2015/16 | 10 | OCT | 10 | 10/10/2015 | 153,000 |
| 11-Oct-2015 | 2015 | 1  | 2015/16 | 10 | OCT | 11 | 10/11/2015 | 197,000 |
| 12-Oct-2015 | 2015 | 1  | 2015/16 | 10 | OCT | 12 | 10/12/2015 | 191,000 |
| 13-Oct-2015 | 2015 | 1  | 2015/16 | 10 | OCT | 13 | 10/13/2015 | 193,000 |
| 14-Oct-2015 | 2015 | 1  | 2015/16 | 10 | OCT | 14 | 10/14/2015 | 188,000 |
| 15-Oct-2015 | 2015 | 1  | 2015/16 | 10 | OCT | 15 | 10/15/2015 | 183,000 |
| 16-Oct-2015 | 2015 | 1  | 2015/16 | 10 | OCT | 16 | 10/16/2015 | 178,745 |
| 17-Oct-2015 | 2015 | 1  | 2015/16 | 10 | OCT | 17 | 10/17/2015 | 186,401 |
| 18-Oct-2015 | 2015 | 1  | 2015/16 | 10 | OCT | 18 | 10/18/2015 | 181,115 |
| 19-Oct-2015 | 2015 | 1  | 2015/16 | 10 | OCT | 19 | 10/19/2015 | 183,983 |
| 20-Oct-2015 | 2015 | 1  | 2015/16 | 10 | OCT | 20 | 10/20/2015 | 208,015 |
| 21-Oct-2015 | 2015 | 1  | 2015/16 | 10 | OCT | 21 | 10/21/2015 | 185,334 |
| 22-Oct-2015 | 2015 | 1  | 2015/16 | 10 | OCT | 22 | 10/22/2015 | 188,320 |
| 23-Oct-2015 | 2015 | 1  | 2015/16 | 10 | OCT | 23 | 10/23/2015 | 181,542 |
| 24-Oct-2015 | 2015 | 1  | 2015/16 | 10 | OCT | 24 | 10/24/2015 | 183,675 |
| 25-Oct-2015 | 2015 | 1  | 2015/16 | 10 | OCT | 25 | 10/25/2015 | 183,841 |
| 26-Oct-2015 | 2015 | 1  | 2015/16 | 10 | OCT | 26 | 10/26/2015 | 183,580 |
| 27-Oct-2015 | 2015 | 1  | 2015/16 | 10 | OCT | 27 | 10/27/2015 | 184,000 |
| 28-Oct-2015 | 2015 | 1  | 2015/16 | 10 | OCT | 28 | 10/28/2015 | 171,000 |
| 29-Oct-2015 | 2015 | 1  | 2015/16 | 10 | OCT | 29 | 10/29/2015 | 175,000 |
| 30-Oct-2015 | 2015 | 1  | 2015/16 | 10 | OCT | 30 | 10/30/2015 | 186,000 |
| 31-Oct-2015 | 2015 | 1  | 2015/16 | 10 | OCT | 31 | 10/31/2015 | 155,000 |
| 01-Nov-2015 | 2015 | 2  | 2015/16 | 11 | NOV | 1  | 11/1/2015  | 175,000 |
| 02-Nov-2015 | 2015 | 2  | 2015/16 | 11 | NOV | 2  | 11/2/2015  | 205,000 |
| 03-Nov-2015 | 2015 | 2  | 2015/16 | 11 | NOV | 3  | 11/3/2015  | 202,000 |
| 04-Nov-2015 | 2015 | 2  | 2015/16 | 11 | NOV | 4  | 11/4/2015  | 240,000 |
| 05-Nov-2015 | 2015 | 2  | 2015/16 | 11 | NOV | 5  | 11/5/2015  | 215,000 |
| 06-Nov-2015 | 2015 | 2  | 2015/16 | 11 | NOV | 6  | 11/6/2015  | 269,000 |
| 07-Nov-2015 | 2015 | 2  | 2015/16 | 11 | NOV | 7  | 11/7/2015  | 232,000 |
| 08-Nov-2015 | 2015 | 2  | 2015/16 | 11 | NOV | 8  | 11/8/2015  | 231,000 |
| 09-Nov-2015 | 2015 | 2  | 2015/16 | 11 | NOV | 9  | 11/9/2015  | 198,000 |
| 10-Nov-2015 | 2015 | 2  | 2015/16 | 11 | NOV | 10 | 11/10/2015 | 185,000 |
| 11-Nov-2015 | 2015 | 2  | 2015/16 | 11 | NOV | 11 | 11/11/2015 | 186,000 |
| 12-Nov-2015 | 2015 | 2  | 2015/16 | 11 | NOV | 12 | 11/12/2015 | 201,000 |
| 13-Nov-2015 | 2015 | 2  | 2015/16 | 11 | NOV | 13 | 11/13/2015 | 225,000 |
| 14-Nov-2015 | 2015 | 2  | 2015/16 | 11 | NOV | 14 | 11/14/2015 | 176,000 |
| 15-Nov-2015 | 2015 | 2  | 2015/16 | 11 | NOV | 15 | 11/15/2015 | 220,000 |
| 16-Nov-2015 | 2015 | 2  | 2015/16 | 11 | NOV | 16 | 11/16/2015 | 162,000 |
| 17-Nov-2015 | 2015 | 2  | 2015/16 | 11 | NOV | 17 | 11/17/2015 | 209,000 |
| 18-Nov-2015 | 2015 | 2  | 2015/16 | 11 | NOV | 18 | 11/18/2015 | 227,000 |
| 19-Nov-2015 | 2015 | 2  | 2015/16 | 11 | NOV | 19 | 11/19/2015 | 266,000 |
| 20-Nov-2015 | 2015 | 2  | 2015/16 | 11 | NOV | 20 | 11/20/2015 | 229,000 |
| 21-Nov-2015 | 2015 | 2  | 2015/16 | 11 | NOV | 21 | 11/21/2015 | 289,000 |
| 22-Nov-2015 | 2015 | 2  | 2015/16 | 11 | NOV | 22 | 11/22/2015 | 257,000 |
| 23-Nov-2015 | 2015 | 2  | 2015/16 | 11 | NOV | 23 | 11/23/2015 | 244,000 |
| 24-Nov-2015 | 2015 | 2  | 2015/16 | 11 | NOV | 24 | 11/24/2015 | 315,000 |
| 25-Nov-2015 | 2015 | 2  | 2015/16 | 11 | NOV | 25 | 11/25/2015 | 208,000 |
| 26-Nov-2015 | 2015 | 2  | 2015/16 | 11 | NOV | 26 | 11/26/2015 | 290,000 |
| 27-Nov-2015 | 2015 | 2  | 2015/16 | 11 | NOV | 27 | 11/27/2015 | 244,000 |
| 28-Nov-2015 | 2015 | 2  | 2015/16 | 11 | NOV | 28 | 11/28/2015 | 257,000 |
| 29-Nov-2015 | 2015 | 2  | 2015/16 | 11 | NOV | 29 | 11/29/2015 | 260,000 |
| 30-Nov-2015 | 2015 | 2  | 2015/16 | 11 | NOV | 30 | 11/30/2015 | 248,000 |
| 01-Dec-2015 | 2015 | 3  | 2015/16 | 12 | DEC | 1  | 12/1/2015  | 260,000 |

|             |      |   |         |    |     |    |            |         |
|-------------|------|---|---------|----|-----|----|------------|---------|
| 02-Dec-2015 | 2015 | 3 | 2015/16 | 12 | DEC | 2  | 12/2/2015  | 296,000 |
| 03-Dec-2015 | 2015 | 3 | 2015/16 | 12 | DEC | 3  | 12/3/2015  | 289,000 |
| 04-Dec-2015 | 2015 | 3 | 2015/16 | 12 | DEC | 4  | 12/4/2015  | 371,000 |
| 05-Dec-2015 | 2015 | 3 | 2015/16 | 12 | DEC | 5  | 12/5/2015  | 336,000 |
| 06-Dec-2015 | 2015 | 3 | 2015/16 | 12 | DEC | 6  | 12/6/2015  | 299,000 |
| 07-Dec-2015 | 2015 | 3 | 2015/16 | 12 | DEC | 7  | 12/7/2015  | 303,000 |
| 08-Dec-2015 | 2015 | 3 | 2015/16 | 12 | DEC | 8  | 12/8/2015  | 326,000 |
| 09-Dec-2015 | 2015 | 3 | 2015/16 | 12 | DEC | 9  | 12/9/2015  | 268,000 |
| 10-Dec-2015 | 2015 | 3 | 2015/16 | 12 | DEC | 10 | 12/10/2015 | 238,000 |
| 11-Dec-2015 | 2015 | 3 | 2015/16 | 12 | DEC | 11 | 12/11/2015 | 253,000 |
| 12-Dec-2015 | 2015 | 3 | 2015/16 | 12 | DEC | 12 | 12/12/2015 | 280,000 |
| 13-Dec-2015 | 2015 | 3 | 2015/16 | 12 | DEC | 13 | 12/13/2015 | 289,000 |
| 14-Dec-2015 | 2015 | 3 | 2015/16 | 12 | DEC | 14 | 12/14/2015 | 293,000 |
| 15-Dec-2015 | 2015 | 3 | 2015/16 | 12 | DEC | 15 | 12/15/2015 | 328,000 |
| 16-Dec-2015 | 2015 | 3 | 2015/16 | 12 | DEC | 16 | 12/16/2015 | 331,000 |
| 17-Dec-2015 | 2015 | 3 | 2015/16 | 12 | DEC | 17 | 12/17/2015 | 334,000 |
| 18-Dec-2015 | 2015 | 3 | 2015/16 | 12 | DEC | 18 | 12/18/2015 | 358,000 |
| 19-Dec-2015 | 2015 | 3 | 2015/16 | 12 | DEC | 19 | 12/19/2015 | 363,000 |
| 20-Dec-2015 | 2015 | 3 | 2015/16 | 12 | DEC | 20 | 12/20/2015 | 381,000 |
| 21-Dec-2015 | 2015 | 3 | 2015/16 | 12 | DEC | 21 | 12/21/2015 | 421,000 |
| 22-Dec-2015 | 2015 | 3 | 2015/16 | 12 | DEC | 22 | 12/22/2015 | 436,000 |
| 23-Dec-2015 | 2015 | 3 | 2015/16 | 12 | DEC | 23 | 12/23/2015 | 443,000 |
| 24-Dec-2015 | 2015 | 3 | 2015/16 | 12 | DEC | 24 | 12/24/2015 | 475,000 |
| 25-Dec-2015 | 2015 | 3 | 2015/16 | 12 | DEC | 25 | 12/25/2015 | 488,000 |
| 26-Dec-2015 | 2015 | 3 | 2015/16 | 12 | DEC | 26 | 12/26/2015 | 506,000 |
| 27-Dec-2015 | 2015 | 3 | 2015/16 | 12 | DEC | 27 | 12/27/2015 | 553,000 |
| 28-Dec-2015 | 2015 | 3 | 2015/16 | 12 | DEC | 28 | 12/28/2015 | 598,000 |
| 29-Dec-2015 | 2015 | 3 | 2015/16 | 12 | DEC | 29 | 12/29/2015 | 547,000 |
| 30-Dec-2015 | 2015 | 3 | 2015/16 | 12 | DEC | 30 | 12/30/2015 | 577,000 |
| 31-Dec-2015 | 2015 | 3 | 2015/16 | 12 | DEC | 31 | 12/31/2015 | 622,000 |
| 01-Jan-2016 | 2016 | 4 | 2015/16 | 1  | JAN | 1  | 1/1/2016   | 633,000 |
| 02-Jan-2016 | 2016 | 4 | 2015/16 | 1  | JAN | 2  | 1/2/2016   | 583,000 |
| 03-Jan-2016 | 2016 | 4 | 2015/16 | 1  | JAN | 3  | 1/3/2016   | 498,000 |
| 04-Jan-2016 | 2016 | 4 | 2015/16 | 1  | JAN | 4  | 1/4/2016   | 446,000 |
| 05-Jan-2016 | 2016 | 4 | 2015/16 | 1  | JAN | 5  | 1/5/2016   | 446,000 |
| 06-Jan-2016 | 2016 | 4 | 2015/16 | 1  | JAN | 6  | 1/6/2016   | 411,000 |
| 07-Jan-2016 | 2016 | 4 | 2015/16 | 1  | JAN | 7  | 1/7/2016   | 426,000 |
| 08-Jan-2016 | 2016 | 4 | 2015/16 | 1  | JAN | 8  | 1/8/2016   | 448,000 |
| 09-Jan-2016 | 2016 | 4 | 2015/16 | 1  | JAN | 9  | 1/9/2016   | 456,000 |
| 10-Jan-2016 | 2016 | 4 | 2015/16 | 1  | JAN | 10 | 1/10/2016  | 442,000 |
| 11-Jan-2016 | 2016 | 4 | 2015/16 | 1  | JAN | 11 | 1/11/2016  | 408,000 |
| 12-Jan-2016 | 2016 | 4 | 2015/16 | 1  | JAN | 12 | 1/12/2016  | 389,000 |
| 13-Jan-2016 | 2016 | 4 | 2015/16 | 1  | JAN | 13 | 1/13/2016  | 389,000 |
| 14-Jan-2016 | 2016 | 4 | 2015/16 | 1  | JAN | 14 | 1/14/2016  | 394,000 |
| 15-Jan-2016 | 2016 | 4 | 2015/16 | 1  | JAN | 15 | 1/15/2016  | 368,000 |
| 16-Jan-2016 | 2016 | 4 | 2015/16 | 1  | JAN | 16 | 1/16/2016  | 394,000 |
| 17-Jan-2016 | 2016 | 4 | 2015/16 | 1  | JAN | 17 | 1/17/2016  | 411,000 |
| 18-Jan-2016 | 2016 | 4 | 2015/16 | 1  | JAN | 18 | 1/18/2016  | 382,000 |
| 19-Jan-2016 | 2016 | 4 | 2015/16 | 1  | JAN | 19 | 1/19/2016  | 359,000 |
| 20-Jan-2016 | 2016 | 4 | 2015/16 | 1  | JAN | 20 | 1/20/2016  | 343,000 |
| 21-Jan-2016 | 2016 | 4 | 2015/16 | 1  | JAN | 21 | 1/21/2016  | 386,000 |
| 22-Jan-2016 | 2016 | 4 | 2015/16 | 1  | JAN | 22 | 1/22/2016  | 392,000 |
| 23-Jan-2016 | 2016 | 4 | 2015/16 | 1  | JAN | 23 | 1/23/2016  | 437,000 |
| 24-Jan-2016 | 2016 | 4 | 2015/16 | 1  | JAN | 24 | 1/24/2016  | 438,000 |
| 25-Jan-2016 | 2016 | 4 | 2015/16 | 1  | JAN | 25 | 1/25/2016  | 392,000 |
| 26-Jan-2016 | 2016 | 4 | 2015/16 | 1  | JAN | 26 | 1/26/2016  | 358,000 |
| 27-Jan-2016 | 2016 | 4 | 2015/16 | 1  | JAN | 27 | 1/27/2016  | 379,000 |
| 28-Jan-2016 | 2016 | 4 | 2015/16 | 1  | JAN | 28 | 1/28/2016  | 362,000 |
| 29-Jan-2016 | 2016 | 4 | 2015/16 | 1  | JAN | 29 | 1/29/2016  | 357,000 |
| 30-Jan-2016 | 2016 | 4 | 2015/16 | 1  | JAN | 30 | 1/30/2016  | 376,000 |
| 31-Jan-2016 | 2016 | 4 | 2015/16 | 1  | JAN | 31 | 1/31/2016  | 385,000 |
| 01-Feb-2016 | 2016 | 5 | 2015/16 | 2  | FEB | 1  | 2/1/2016   | 346,000 |
| 02-Feb-2016 | 2016 | 5 | 2015/16 | 2  | FEB | 2  | 2/2/2016   | 340,000 |
| 03-Feb-2016 | 2016 | 5 | 2015/16 | 2  | FEB | 3  | 2/3/2016   | 403,000 |
| 04-Feb-2016 | 2016 | 5 | 2015/16 | 2  | FEB | 4  | 2/4/2016   | 385,000 |
| 05-Feb-2016 | 2016 | 5 | 2015/16 | 2  | FEB | 5  | 2/5/2016   | 410,000 |
| 06-Feb-2016 | 2016 | 5 | 2015/16 | 2  | FEB | 6  | 2/6/2016   | 435,000 |
| 07-Feb-2016 | 2016 | 5 | 2015/16 | 2  | FEB | 7  | 2/7/2016   | 453,000 |
| 08-Feb-2016 | 2016 | 5 | 2015/16 | 2  | FEB | 8  | 2/8/2016   | 407,000 |
| 09-Feb-2016 | 2016 | 5 | 2015/16 | 2  | FEB | 9  | 2/9/2016   | 344,000 |
| 10-Feb-2016 | 2016 | 5 | 2015/16 | 2  | FEB | 10 | 2/10/2016  | 343,000 |
| 11-Feb-2016 | 2016 | 5 | 2015/16 | 2  | FEB | 11 | 2/11/2016  | 359,000 |
| 12-Feb-2016 | 2016 | 5 | 2015/16 | 2  | FEB | 12 | 2/12/2016  | 385,000 |
| 13-Feb-2016 | 2016 | 5 | 2015/16 | 2  | FEB | 13 | 2/13/2016  | 433,000 |
| 14-Feb-2016 | 2016 | 5 | 2015/16 | 2  | FEB | 14 | 2/14/2016  | 458,000 |
| 15-Feb-2016 | 2016 | 5 | 2015/16 | 2  | FEB | 15 | 2/15/2016  | 718,000 |
| 16-Feb-2016 | 2016 | 5 | 2015/16 | 2  | FEB | 16 | 2/16/2016  | 440,000 |
| 17-Feb-2016 | 2016 | 5 | 2015/16 | 2  | FEB | 17 | 2/17/2016  | 440,000 |
| 18-Feb-2016 | 2016 | 5 | 2015/16 | 2  | FEB | 18 | 2/18/2016  | 458,000 |

|             |      |   |         |   |     |    |           |         |
|-------------|------|---|---------|---|-----|----|-----------|---------|
| 19-Feb-2016 | 2016 | 5 | 2015/16 | 2 | FEB | 19 | 2/19/2016 | 439,000 |
| 20-Feb-2016 | 2016 | 5 | 2015/16 | 2 | FEB | 20 | 2/20/2016 | 479,000 |
| 21-Feb-2016 | 2016 | 5 | 2015/16 | 2 | FEB | 21 | 2/21/2016 | 468,000 |
| 22-Feb-2016 | 2016 | 5 | 2015/16 | 2 | FEB | 22 | 2/22/2016 | 431,000 |
| 23-Feb-2016 | 2016 | 5 | 2015/16 | 2 | FEB | 23 | 2/23/2016 | 399,000 |
| 24-Feb-2016 | 2016 | 5 | 2015/16 | 2 | FEB | 24 | 2/24/2016 | 421,000 |
| 25-Feb-2016 | 2016 | 5 | 2015/16 | 2 | FEB | 25 | 2/25/2016 | 443,000 |
| 26-Feb-2016 | 2016 | 5 | 2015/16 | 2 | FEB | 26 | 2/26/2016 | 456,000 |
| 27-Feb-2016 | 2016 | 5 | 2015/16 | 2 | FEB | 27 | 2/27/2016 | 484,000 |
| 28-Feb-2016 | 2016 | 5 | 2015/16 | 2 | FEB | 28 | 2/28/2016 | 473,000 |
| 29-Feb-2016 | 2016 | 5 | 2015/16 | 2 | FEB | 29 | 2/29/2016 | 453,000 |
| 01-Mar-2016 | 2016 | 6 | 2015/16 | 3 | MAR | 1  | 3/1/2016  | 454,000 |
| 02-Mar-2016 | 2016 | 6 | 2015/16 | 3 | MAR | 2  | 3/2/2016  | 416,000 |
| 03-Mar-2016 | 2016 | 6 | 2015/16 | 3 | MAR | 3  | 3/3/2016  | 367,000 |
| 04-Mar-2016 | 2016 | 6 | 2015/16 | 3 | MAR | 4  | 3/4/2016  | 420,000 |
| 05-Mar-2016 | 2016 | 6 | 2015/16 | 3 | MAR | 5  | 3/5/2016  | 420,000 |
| 06-Mar-2016 | 2016 | 6 | 2015/16 | 3 | MAR | 6  | 3/6/2016  | 500,000 |
| 07-Mar-2016 | 2016 | 6 | 2015/16 | 3 | MAR | 7  | 3/7/2016  | 492,000 |
| 08-Mar-2016 | 2016 | 6 | 2015/16 | 3 | MAR | 8  | 3/8/2016  | 494,000 |
| 09-Mar-2016 | 2016 | 6 | 2015/16 | 3 | MAR | 9  | 3/9/2016  | 479,000 |
| 10-Mar-2016 | 2016 | 6 | 2015/16 | 3 | MAR | 10 | 3/10/2016 | 458,000 |
| 11-Mar-2016 | 2016 | 6 | 2015/16 | 3 | MAR | 11 | 3/11/2016 | 497,000 |
| 12-Mar-2016 | 2016 | 6 | 2015/16 | 3 | MAR | 12 | 3/12/2016 | 477,000 |
| 13-Mar-2016 | 2016 | 6 | 2015/16 | 3 | MAR | 13 | 3/13/2016 | 524,000 |
| 14-Mar-2016 | 2016 | 6 | 2015/16 | 3 | MAR | 14 | 3/14/2016 | 474,000 |
| 15-Mar-2016 | 2016 | 6 | 2015/16 | 3 | MAR | 15 | 3/15/2016 | 526,000 |
| 16-Mar-2016 | 2016 | 6 | 2015/16 | 3 | MAR | 16 | 3/16/2016 | 488,000 |
| 17-Mar-2016 | 2016 | 6 | 2015/16 | 3 | MAR | 17 | 3/17/2016 | 504,000 |
| 18-Mar-2016 | 2016 | 6 | 2015/16 | 3 | MAR | 18 | 3/18/2016 | 539,000 |
| 19-Mar-2016 | 2016 | 6 | 2015/16 | 3 | MAR | 19 | 3/19/2016 | 499,000 |
| 20-Mar-2016 | 2016 | 6 | 2015/16 | 3 | MAR | 20 | 3/20/2016 | 554,000 |
| 21-Mar-2016 | 2016 | 6 | 2015/16 | 3 | MAR | 21 | 3/21/2016 | 516,000 |
| 22-Mar-2016 | 2016 | 6 | 2015/16 | 3 | MAR | 22 | 3/22/2016 | 546,000 |
| 23-Mar-2016 | 2016 | 6 | 2015/16 | 3 | MAR | 23 | 3/23/2016 | 491,000 |
| 24-Mar-2016 | 2016 | 6 | 2015/16 | 3 | MAR | 24 | 3/24/2016 | 515,000 |
| 25-Mar-2016 | 2016 | 6 | 2015/16 | 3 | MAR | 25 | 3/25/2016 | 545,000 |
| 26-Mar-2016 | 2016 | 6 | 2015/16 | 3 | MAR | 26 | 3/26/2016 | 586,000 |
| 27-Mar-2016 | 2016 | 6 | 2015/16 | 3 | MAR | 27 | 3/27/2016 | 538,000 |
| 28-Mar-2016 | 2016 | 6 | 2015/16 | 3 | MAR | 28 | 3/28/2016 | 473,000 |
| 29-Mar-2016 | 2016 | 6 | 2015/16 | 3 | MAR | 29 | 3/29/2016 | 452,000 |
| 30-Mar-2016 | 2016 | 6 | 2015/16 | 3 | MAR | 30 | 3/30/2016 | 430,000 |
| 31-Mar-2016 | 2016 | 6 | 2015/16 | 3 | MAR | 31 | 3/31/2016 | 378,000 |
| 01-Apr-2016 | 2016 | 7 | 2015/16 | 4 | APR | 1  | 4/1/2016  | 360,000 |
| 02-Apr-2016 | 2016 | 7 | 2015/16 | 4 | APR | 2  | 4/2/2016  | 336,000 |
| 03-Apr-2016 | 2016 | 7 | 2015/16 | 4 | APR | 3  | 4/3/2016  | 336,000 |
| 04-Apr-2016 | 2016 | 7 | 2015/16 | 4 | APR | 4  | 4/4/2016  | 362,000 |
| 05-Apr-2016 | 2016 | 7 | 2015/16 | 4 | APR | 5  | 4/5/2016  | 377,000 |
| 06-Apr-2016 | 2016 | 7 | 2015/16 | 4 | APR | 6  | 4/6/2016  | 403,000 |
| 07-Apr-2016 | 2016 | 7 | 2015/16 | 4 | APR | 7  | 4/7/2016  | 420,000 |
| 08-Apr-2016 | 2016 | 7 | 2015/16 | 4 | APR | 8  | 4/8/2016  | 468,000 |
| 09-Apr-2016 | 2016 | 7 | 2015/16 | 4 | APR | 9  | 4/9/2016  | 519,000 |
| 10-Apr-2016 | 2016 | 7 | 2015/16 | 4 | APR | 10 | 4/10/2016 | 563,000 |
| 11-Apr-2016 | 2016 | 7 | 2015/16 | 4 | APR | 11 | 4/11/2016 | 539,000 |
| 12-Apr-2016 | 2016 | 7 | 2015/16 | 4 | APR | 12 | 4/12/2016 | 544,000 |
| 13-Apr-2016 | 2016 | 7 | 2015/16 | 4 | APR | 13 | 4/13/2016 | 708,000 |
| 14-Apr-2016 | 2016 | 7 | 2015/16 | 4 | APR | 14 | 4/14/2016 | 678,000 |
| 15-Apr-2016 | 2016 | 7 | 2015/16 | 4 | APR | 15 | 4/15/2016 | 561,000 |
| 16-Apr-2016 | 2016 | 7 | 2015/16 | 4 | APR | 16 | 4/16/2016 | 523,000 |
| 17-Apr-2016 | 2016 | 7 | 2015/16 | 4 | APR | 17 | 4/17/2016 | 582,000 |
| 18-Apr-2016 | 2016 | 7 | 2015/16 | 4 | APR | 18 | 4/18/2016 | 466,000 |
| 19-Apr-2016 | 2016 | 7 | 2015/16 | 4 | APR | 19 | 4/19/2016 | 415,000 |
| 20-Apr-2016 | 2016 | 7 | 2015/16 | 4 | APR | 20 | 4/20/2016 | 456,000 |
| 21-Apr-2016 | 2016 | 7 | 2015/16 | 4 | APR | 21 | 4/21/2016 | 478,000 |
| 22-Apr-2016 | 2016 | 7 | 2015/16 | 4 | APR | 22 | 4/22/2016 | 489,000 |
| 23-Apr-2016 | 2016 | 7 | 2015/16 | 4 | APR | 23 | 4/23/2016 | 430,000 |
| 24-Apr-2016 | 2016 | 7 | 2015/16 | 4 | APR | 24 | 4/24/2016 | 416,000 |
| 25-Apr-2016 | 2016 | 7 | 2015/16 | 4 | APR | 25 | 4/25/2016 | 410,000 |
| 26-Apr-2016 | 2016 | 7 | 2015/16 | 4 | APR | 26 | 4/26/2016 | 413,000 |
| 27-Apr-2016 | 2016 | 7 | 2015/16 | 4 | APR | 27 | 4/27/2016 | 443,000 |
| 28-Apr-2016 | 2016 | 7 | 2015/16 | 4 | APR | 28 | 4/28/2016 | 396,000 |
| 29-Apr-2016 | 2016 | 7 | 2015/16 | 4 | APR | 29 | 4/29/2016 | 368,000 |
| 30-Apr-2016 | 2016 | 7 | 2015/16 | 4 | APR | 30 | 4/30/2016 | 374,000 |
| 01-May-2016 | 2016 | 8 |         | 5 | MAY | 1  | 5/1/2016  | 357,000 |
| 02-May-2016 | 2016 | 8 |         | 5 | MAY | 2  | 5/2/2016  | 354,000 |
| 03-May-2016 | 2016 | 8 |         | 5 | MAY | 3  | 5/3/2016  | 284,000 |
| 04-May-2016 | 2016 | 8 |         | 5 | MAY | 4  | 5/4/2016  | 330,000 |
| 05-May-2016 | 2016 | 8 |         | 5 | MAY | 5  | 5/5/2016  | 382,000 |
| 06-May-2016 | 2016 | 8 |         | 5 | MAY | 6  | 5/6/2016  | 393,000 |
| 07-May-2016 | 2016 | 8 |         | 5 | MAY | 7  | 5/7/2016  | 357,000 |



|             |      |    |   |     |    |           |         |
|-------------|------|----|---|-----|----|-----------|---------|
| 08-May-2016 | 2016 | 8  | 5 | MAY | 8  | 5/8/2016  | 352,000 |
| 09-May-2016 | 2016 | 8  | 5 | MAY | 9  | 5/9/2016  | 361,000 |
| 10-May-2016 | 2016 | 8  | 5 | MAY | 10 | 5/10/2016 | 327,000 |
| 11-May-2016 | 2016 | 8  | 5 | MAY | 11 | 5/11/2016 | 303,000 |
| 12-May-2016 | 2016 | 8  | 5 | MAY | 12 | 5/12/2016 | 332,000 |
| 13-May-2016 | 2016 | 8  | 5 | MAY | 13 | 5/13/2016 | 333,000 |
| 14-May-2016 | 2016 | 8  | 5 | MAY | 14 | 5/14/2016 | 307,000 |
| 15-May-2016 | 2016 | 8  | 5 | MAY | 15 | 5/15/2016 | 308,000 |
| 16-May-2016 | 2016 | 8  | 5 | MAY | 16 | 5/16/2016 | 403,000 |
| 17-May-2016 | 2016 | 8  | 5 | MAY | 17 | 5/17/2016 | 361,000 |
| 18-May-2016 | 2016 | 8  | 5 | MAY | 18 | 5/18/2016 | 343,000 |
| 19-May-2016 | 2016 | 8  | 5 | MAY | 19 | 5/19/2016 | 345,000 |
| 20-May-2016 | 2016 | 8  | 5 | MAY | 20 | 5/20/2016 | 353,000 |
| 21-May-2016 | 2016 | 8  | 5 | MAY | 21 | 5/21/2016 | 387,000 |
| 22-May-2016 | 2016 | 8  | 5 | MAY | 22 | 5/22/2016 | 339,000 |
| 23-May-2016 | 2016 | 8  | 5 | MAY | 23 | 5/23/2016 | 422,000 |
| 24-May-2016 | 2016 | 8  | 5 | MAY | 24 | 5/24/2016 | 405,000 |
| 25-May-2016 | 2016 | 8  | 5 | MAY | 25 | 5/25/2016 | 377,000 |
| 26-May-2016 | 2016 | 8  | 5 | MAY | 26 | 5/26/2016 | 376,000 |
| 27-May-2016 | 2016 | 8  | 5 | MAY | 27 | 5/27/2016 | 379,000 |
| 28-May-2016 | 2016 | 8  | 5 | MAY | 28 | 5/28/2016 | 384,000 |
| 29-May-2016 | 2016 | 8  | 5 | MAY | 29 | 5/29/2016 | 357,000 |
| 30-May-2016 | 2016 | 8  | 5 | MAY | 30 | 5/30/2016 | 324,000 |
| 31-May-2016 | 2016 | 8  | 5 | MAY | 31 | 5/31/2016 | 315,000 |
| 01-Jun-2016 | 2016 | 9  | 6 | JUN | 1  | 6/1/2016  | 316,000 |
| 02-Jun-2016 | 2016 | 9  | 6 | JUN | 2  | 6/2/2016  | 320,000 |
| 03-Jun-2016 | 2016 | 9  | 6 | JUN | 3  | 6/3/2016  | 322,000 |
| 04-Jun-2016 | 2016 | 9  | 6 | JUN | 4  | 6/4/2016  | 315,000 |
| 05-Jun-2016 | 2016 | 9  | 6 | JUN | 5  | 6/5/2016  | 348,000 |
| 06-Jun-2016 | 2016 | 9  | 6 | JUN | 6  | 6/6/2016  | 398,000 |
| 07-Jun-2016 | 2016 | 9  | 6 | JUN | 7  | 6/7/2016  | 377,000 |
| 08-Jun-2016 | 2016 | 9  | 6 | JUN | 8  | 6/8/2016  | 410,000 |
| 09-Jun-2016 | 2016 | 9  | 6 | JUN | 9  | 6/9/2016  | 400,000 |
| 10-Jun-2016 | 2016 | 9  | 6 | JUN | 10 | 6/10/2016 | 429,000 |
| 11-Jun-2016 | 2016 | 9  | 6 | JUN | 11 | 6/11/2016 | 363,000 |
| 12-Jun-2016 | 2016 | 9  | 6 | JUN | 12 | 6/12/2016 | 345,000 |
| 13-Jun-2016 | 2016 | 9  | 6 | JUN | 13 | 6/13/2016 | 377,000 |
| 14-Jun-2016 | 2016 | 9  | 6 | JUN | 14 | 6/14/2016 | 432,000 |
| 15-Jun-2016 | 2016 | 9  | 6 | JUN | 15 | 6/15/2016 | 406,000 |
| 16-Jun-2016 | 2016 | 9  | 6 | JUN | 16 | 6/16/2016 | 455,000 |
| 17-Jun-2016 | 2016 | 9  | 6 | JUN | 17 | 6/17/2016 | 446,000 |
| 18-Jun-2016 | 2016 | 9  | 6 | JUN | 18 | 6/18/2016 | 348,000 |
| 19-Jun-2016 | 2016 | 9  | 6 | JUN | 19 | 6/19/2016 | 356,000 |
| 20-Jun-2016 | 2016 | 9  | 6 | JUN | 20 | 6/20/2016 | 382,000 |
| 21-Jun-2016 | 2016 | 9  | 6 | JUN | 21 | 6/21/2016 | 429,000 |
| 22-Jun-2016 | 2016 | 9  | 6 | JUN | 22 | 6/22/2016 | 409,000 |
| 23-Jun-2016 | 2016 | 9  | 6 | JUN | 23 | 6/23/2016 | 428,000 |
| 24-Jun-2016 | 2016 | 9  | 6 | JUN | 24 | 6/24/2016 | 383,000 |
| 25-Jun-2016 | 2016 | 9  | 6 | JUN | 25 | 6/25/2016 | 369,000 |
| 26-Jun-2016 | 2016 | 9  | 6 | JUN | 26 | 6/26/2016 | 361,000 |
| 27-Jun-2016 | 2016 | 9  | 6 | JUN | 27 | 6/27/2016 | 369,000 |
| 28-Jun-2016 | 2016 | 9  | 6 | JUN | 28 | 6/28/2016 | 345,000 |
| 29-Jun-2016 | 2016 | 9  | 6 | JUN | 29 | 6/29/2016 | 406,000 |
| 30-Jun-2016 | 2016 | 9  | 6 | JUN | 30 | 6/30/2016 | 422,000 |
| 01-Jul-2016 | 2016 | 10 | 7 | JUL | 1  | 7/1/2016  | 435,000 |
| 02-Jul-2016 | 2016 | 10 | 7 | JUL | 2  | 7/2/2016  | 439,000 |
| 03-Jul-2016 | 2016 | 10 | 7 | JUL | 3  | 7/3/2016  | 474,000 |
| 04-Jul-2016 | 2016 | 10 | 7 | JUL | 4  | 7/4/2016  | 484,000 |
| 05-Jul-2016 | 2016 | 10 | 7 | JUL | 5  | 7/5/2016  | 445,000 |
| 06-Jul-2016 | 2016 | 10 | 7 | JUL | 6  | 7/6/2016  | 420,000 |
| 07-Jul-2016 | 2016 | 10 | 7 | JUL | 7  | 7/7/2016  | 406,000 |
| 08-Jul-2016 | 2016 | 10 | 7 | JUL | 8  | 7/8/2016  | 482,000 |
| 09-Jul-2016 | 2016 | 10 | 7 | JUL | 9  | 7/9/2016  | 441,000 |
| 10-Jul-2016 | 2016 | 10 | 7 | JUL | 10 | 7/10/2016 | 393,000 |
| 11-Jul-2016 | 2016 | 10 | 7 | JUL | 11 | 7/11/2016 | 417,000 |
| 12-Jul-2016 | 2016 | 10 | 7 | JUL | 12 | 7/12/2016 | 450,000 |
| 13-Jul-2016 | 2016 | 10 | 7 | JUL | 13 | 7/13/2016 | 469,000 |
| 14-Jul-2016 | 2016 | 10 | 7 | JUL | 14 | 7/14/2016 | 491,000 |
| 15-Jul-2016 | 2016 | 10 | 7 | JUL | 15 | 7/15/2016 | 432,000 |
| 16-Jul-2016 | 2016 | 10 | 7 | JUL | 16 | 7/16/2016 | 418,000 |
| 17-Jul-2016 | 2016 | 10 | 7 | JUL | 17 | 7/17/2016 | 399,000 |
| 18-Jul-2016 | 2016 | 10 | 7 | JUL | 18 | 7/18/2016 | 443,000 |
| 19-Jul-2016 | 2016 | 10 | 7 | JUL | 19 | 7/19/2016 | 424,000 |
| 20-Jul-2016 | 2016 | 10 | 7 | JUL | 20 | 7/20/2016 | 410,000 |
| 21-Jul-2016 | 2016 | 10 | 7 | JUL | 21 | 7/21/2016 | 417,000 |
| 22-Jul-2016 | 2016 | 10 | 7 | JUL | 22 | 7/22/2016 | 421,000 |
| 23-Jul-2016 | 2016 | 10 | 7 | JUL | 23 | 7/23/2016 | 411,000 |
| 24-Jul-2016 | 2016 | 10 | 7 | JUL | 24 | 7/24/2016 | 387,000 |
| 25-Jul-2016 | 2016 | 10 | 7 | JUL | 25 | 7/25/2016 | 437,000 |

|             |      |    |         |    |     |    |            |         |
|-------------|------|----|---------|----|-----|----|------------|---------|
| 26-Jul-2016 | 2016 | 10 |         | 7  | JUL | 26 | 7/26/2016  | 435,000 |
| 27-Jul-2016 | 2016 | 10 |         | 7  | JUL | 27 | 7/27/2016  | 453,000 |
| 28-Jul-2016 | 2016 | 10 |         | 7  | JUL | 28 | 7/28/2016  | 453,000 |
| 29-Jul-2016 | 2016 | 10 |         | 7  | JUL | 29 | 7/29/2016  | 464,000 |
| 30-Jul-2016 | 2016 | 10 |         | 7  | JUL | 30 | 7/30/2016  | 482,000 |
| 31-Jul-2016 | 2016 | 10 |         | 7  | JUL | 31 | 7/31/2016  | 447,000 |
| 01-Aug-2016 | 2016 | 11 |         | 8  | AUG | 1  | 8/1/2016   | 465,000 |
| 02-Aug-2016 | 2016 | 11 |         | 8  | AUG | 2  | 8/2/2016   | 570,000 |
| 03-Aug-2016 | 2016 | 11 |         | 8  | AUG | 3  | 8/3/2016   | 472,000 |
| 04-Aug-2016 | 2016 | 11 |         | 8  | AUG | 4  | 8/4/2016   | 465,000 |
| 05-Aug-2016 | 2016 | 11 |         | 8  | AUG | 5  | 8/5/2016   | 466,000 |
| 06-Aug-2016 | 2016 | 11 |         | 8  | AUG | 6  | 8/6/2016   | 396,000 |
| 07-Aug-2016 | 2016 | 11 |         | 8  | AUG | 7  | 8/7/2016   | 372,000 |
| 08-Aug-2016 | 2016 | 11 |         | 8  | AUG | 8  | 8/8/2016   | 399,000 |
| 09-Aug-2016 | 2016 | 11 |         | 8  | AUG | 9  | 8/9/2016   | 449,000 |
| 10-Aug-2016 | 2016 | 11 |         | 8  | AUG | 10 | 8/10/2016  | 446,000 |
| 11-Aug-2016 | 2016 | 11 |         | 8  | AUG | 11 | 8/11/2016  | 411,000 |
| 12-Aug-2016 | 2016 | 11 |         | 8  | AUG | 12 | 8/12/2016  | 414,000 |
| 13-Aug-2016 | 2016 | 11 |         | 8  | AUG | 13 | 8/13/2016  | 369,000 |
| 14-Aug-2016 | 2016 | 11 |         | 8  | AUG | 14 | 8/14/2016  | 341,000 |
| 15-Aug-2016 | 2016 | 11 |         | 8  | AUG | 15 | 8/15/2016  | 348,000 |
| 16-Aug-2016 | 2016 | 11 |         | 8  | AUG | 16 | 8/16/2016  | 364,000 |
| 17-Aug-2016 | 2016 | 11 |         | 8  | AUG | 17 | 8/17/2016  | 399,000 |
| 18-Aug-2016 | 2016 | 11 |         | 8  | AUG | 18 | 8/18/2016  | 364,000 |
| 19-Aug-2016 | 2016 | 11 |         | 8  | AUG | 19 | 8/19/2016  | 367,000 |
| 20-Aug-2016 | 2016 | 11 |         | 8  | AUG | 20 | 8/20/2016  | 327,000 |
| 21-Aug-2016 | 2016 | 11 |         | 8  | AUG | 21 | 8/21/2016  | 312,000 |
| 22-Aug-2016 | 2016 | 11 |         | 8  | AUG | 22 | 8/22/2016  | 294,000 |
| 23-Aug-2016 | 2016 | 11 |         | 8  | AUG | 23 | 8/23/2016  | 360,000 |
| 24-Aug-2016 | 2016 | 11 |         | 8  | AUG | 24 | 8/24/2016  | 358,000 |
| 25-Aug-2016 | 2016 | 11 |         | 8  | AUG | 25 | 8/25/2016  | 370,000 |
| 26-Aug-2016 | 2016 | 11 |         | 8  | AUG | 26 | 8/26/2016  | 352,000 |
| 27-Aug-2016 | 2016 | 11 |         | 8  | AUG | 27 | 8/27/2016  | 276,000 |
| 28-Aug-2016 | 2016 | 11 |         | 8  | AUG | 28 | 8/28/2016  | 269,000 |
| 29-Aug-2016 | 2016 | 11 |         | 8  | AUG | 29 | 8/29/2016  | 274,000 |
| 30-Aug-2016 | 2016 | 11 |         | 8  | AUG | 30 | 8/30/2016  | 276,000 |
| 31-Aug-2016 | 2016 | 11 |         | 8  | AUG | 31 | 8/31/2016  | 275,000 |
| 01-Sep-2016 | 2016 | 12 |         | 9  | SEP | 1  | 9/1/2016   | 319,000 |
| 02-Sep-2016 | 2016 | 12 |         | 9  | SEP | 2  | 9/2/2016   | 351,000 |
| 03-Sep-2016 | 2016 | 12 |         | 9  | SEP | 3  | 9/3/2016   | 380,000 |
| 04-Sep-2016 | 2016 | 12 |         | 9  | SEP | 4  | 9/4/2016   | 376,000 |
| 05-Sep-2016 | 2016 | 12 |         | 9  | SEP | 5  | 9/5/2016   | 388,000 |
| 06-Sep-2016 | 2016 | 12 |         | 9  | SEP | 6  | 9/6/2016   | 339,000 |
| 07-Sep-2016 | 2016 | 12 |         | 9  | SEP | 7  | 9/7/2016   | 316,000 |
| 08-Sep-2016 | 2016 | 12 |         | 9  | SEP | 8  | 9/8/2016   | 319,000 |
| 09-Sep-2016 | 2016 | 12 |         | 9  | SEP | 9  | 9/9/2016   | 363,000 |
| 10-Sep-2016 | 2016 | 12 |         | 9  | SEP | 10 | 9/10/2016  | 269,000 |
| 11-Sep-2016 | 2016 | 12 |         | 9  | SEP | 11 | 9/11/2016  | 287,000 |
| 12-Sep-2016 | 2016 | 12 |         | 9  | SEP | 12 | 9/12/2016  | 319,000 |
| 13-Sep-2016 | 2016 | 12 |         | 9  | SEP | 13 | 9/13/2016  | 408,000 |
| 14-Sep-2016 | 2016 | 12 |         | 9  | SEP | 14 | 9/14/2016  | 375,000 |
| 15-Sep-2016 | 2016 | 12 |         | 9  | SEP | 15 | 9/15/2016  | 379,000 |
| 16-Sep-2016 | 2016 | 12 |         | 9  | SEP | 16 | 9/16/2016  | 360,000 |
| 17-Sep-2016 | 2016 | 12 |         | 9  | SEP | 17 | 9/17/2016  | 285,000 |
| 18-Sep-2016 | 2016 | 12 |         | 9  | SEP | 18 | 9/18/2016  | 249,000 |
| 19-Sep-2016 | 2016 | 12 |         | 9  | SEP | 19 | 9/19/2016  | 271,000 |
| 20-Sep-2016 | 2016 | 12 |         | 9  | SEP | 20 | 9/20/2016  | 285,000 |
| 21-Sep-2016 | 2016 | 12 |         | 9  | SEP | 21 | 9/21/2016  | 270,000 |
| 22-Sep-2016 | 2016 | 12 |         | 9  | SEP | 22 | 9/22/2016  | 229,000 |
| 23-Sep-2016 | 2016 | 12 |         | 9  | SEP | 23 | 9/23/2016  | 296,000 |
| 24-Sep-2016 | 2016 | 12 |         | 9  | SEP | 24 | 9/24/2016  | 256,000 |
| 25-Sep-2016 | 2016 | 12 |         | 9  | SEP | 25 | 9/25/2016  | 252,000 |
| 26-Sep-2016 | 2016 | 12 |         | 9  | SEP | 26 | 9/26/2016  | 205,000 |
| 27-Sep-2016 | 2016 | 12 |         | 9  | SEP | 27 | 9/27/2016  | 218,000 |
| 28-Sep-2016 | 2016 | 12 |         | 9  | SEP | 28 | 9/28/2016  | 232,000 |
| 29-Sep-2016 | 2016 | 12 |         | 9  | SEP | 29 | 9/29/2016  | 241,000 |
| 30-Sep-2016 | 2016 | 12 |         | 9  | SEP | 30 | 9/30/2016  | 233,000 |
| 01-Oct-2016 | 2016 | 1  | 2016/17 | 10 | OCT | 1  | 10/1/2016  | 301,000 |
| 02-Oct-2016 | 2016 | 1  | 2016/17 | 10 | OCT | 2  | 10/2/2016  | 293,000 |
| 03-Oct-2016 | 2016 | 1  | 2016/17 | 10 | OCT | 3  | 10/3/2016  | 312,000 |
| 04-Oct-2016 | 2016 | 1  | 2016/17 | 10 | OCT | 4  | 10/4/2016  | 308,000 |
| 05-Oct-2016 | 2016 | 1  | 2016/17 | 10 | OCT | 5  | 10/5/2016  | 208,000 |
| 06-Oct-2016 | 2016 | 1  | 2016/17 | 10 | OCT | 6  | 10/6/2016  | 219,000 |
| 07-Oct-2016 | 2016 | 1  | 2016/17 | 10 | OCT | 7  | 10/7/2016  | 215,000 |
| 08-Oct-2016 | 2016 | 1  | 2016/17 | 10 | OCT | 8  | 10/8/2016  | 205,000 |
| 09-Oct-2016 | 2016 | 1  | 2016/17 | 10 | OCT | 9  | 10/9/2016  | 251,000 |
| 10-Oct-2016 | 2016 | 1  | 2016/17 | 10 | OCT | 10 | 10/10/2016 | 297,000 |
| 11-Oct-2016 | 2016 | 1  | 2016/17 | 10 | OCT | 11 | 10/11/2016 | 332,000 |
| 12-Oct-2016 | 2016 | 1  | 2016/17 | 10 | OCT | 12 | 10/12/2016 | 289,000 |

|             |      |   |         |    |     |    |            |         |
|-------------|------|---|---------|----|-----|----|------------|---------|
| 13-Oct-2016 | 2016 | 1 | 2016/17 | 10 | OCT | 13 | 10/13/2016 | 219,000 |
| 14-Oct-2016 | 2016 | 1 | 2016/17 | 10 | OCT | 14 | 10/14/2016 | 288,000 |
| 15-Oct-2016 | 2016 | 1 | 2016/17 | 10 | OCT | 15 | 10/15/2016 | 272,000 |
| 16-Oct-2016 | 2016 | 1 | 2016/17 | 10 | OCT | 16 | 10/16/2016 | 219,000 |
| 17-Oct-2016 | 2016 | 1 | 2016/17 | 10 | OCT | 17 | 10/17/2016 | 213,000 |
| 18-Oct-2016 | 2016 | 1 | 2016/17 | 10 | OCT | 18 | 10/18/2016 | 210,000 |
| 19-Oct-2016 | 2016 | 1 | 2016/17 | 10 | OCT | 19 | 10/19/2016 | 178,000 |
| 20-Oct-2016 | 2016 | 1 | 2016/17 | 10 | OCT | 20 | 10/20/2016 | 273,000 |
| 21-Oct-2016 | 2016 | 1 | 2016/17 | 10 | OCT | 21 | 10/21/2016 | 275,000 |
| 22-Oct-2016 | 2016 | 1 | 2016/17 | 10 | OCT | 22 | 10/22/2016 | 175,000 |
| 23-Oct-2016 | 2016 | 1 | 2016/17 | 10 | OCT | 23 | 10/23/2016 | 222,000 |
| 24-Oct-2016 | 2016 | 1 | 2016/17 | 10 | OCT | 24 | 10/24/2016 | 188,000 |
| 25-Oct-2016 | 2016 | 1 | 2016/17 | 10 | OCT | 25 | 10/25/2016 | 347,000 |
| 26-Oct-2016 | 2016 | 1 | 2016/17 | 10 | OCT | 26 | 10/26/2016 | 267,000 |
| 27-Oct-2016 | 2016 | 1 | 2016/17 | 10 | OCT | 27 | 10/27/2016 | 265,000 |
| 28-Oct-2016 | 2016 | 1 | 2016/17 | 10 | OCT | 28 | 10/28/2016 | 261,000 |
| 29-Oct-2016 | 2016 | 1 | 2016/17 | 10 | OCT | 29 | 10/29/2016 | 235,000 |
| 30-Oct-2016 | 2016 | 1 | 2016/17 | 10 | OCT | 30 | 10/30/2016 | 223,000 |
| 31-Oct-2016 | 2016 | 1 | 2016/17 | 10 | OCT | 31 | 10/31/2016 | 380,000 |
| 01-Nov-2016 | 2016 | 2 | 2016/17 | 11 | NOV | 1  | 11/1/2016  | 290,000 |
| 02-Nov-2016 | 2016 | 2 | 2016/17 | 11 | NOV | 2  | 11/2/2016  | 294,000 |
| 03-Nov-2016 | 2016 | 2 | 2016/17 | 11 | NOV | 3  | 11/3/2016  | 288,000 |
| 04-Nov-2016 | 2016 | 2 | 2016/17 | 11 | NOV | 4  | 11/4/2016  | 301,000 |
| 05-Nov-2016 | 2016 | 2 | 2016/17 | 11 | NOV | 5  | 11/5/2016  | 193,000 |
| 06-Nov-2016 | 2016 | 2 | 2016/17 | 11 | NOV | 6  | 11/6/2016  | 216,000 |
| 07-Nov-2016 | 2016 | 2 | 2016/17 | 11 | NOV | 7  | 11/7/2016  | 206,000 |
| 08-Nov-2016 | 2016 | 2 | 2016/17 | 11 | NOV | 8  | 11/8/2016  | 225,000 |
| 09-Nov-2016 | 2016 | 2 | 2016/17 | 11 | NOV | 9  | 11/9/2016  | 185,000 |
| 10-Nov-2016 | 2016 | 2 | 2016/17 | 11 | NOV | 10 | 11/10/2016 | 275,000 |
| 11-Nov-2016 | 2016 | 2 | 2016/17 | 11 | NOV | 11 | 11/11/2016 | 288,000 |
| 12-Nov-2016 | 2016 | 2 | 2016/17 | 11 | NOV | 12 | 11/12/2016 | 199,000 |
| 13-Nov-2016 | 2016 | 2 | 2016/17 | 11 | NOV | 13 | 11/13/2016 | 228,000 |
| 14-Nov-2016 | 2016 | 2 | 2016/17 | 11 | NOV | 14 | 11/14/2016 | 300,000 |
| 15-Nov-2016 | 2016 | 2 | 2016/17 | 11 | NOV | 15 | 11/15/2016 | 270,000 |
| 16-Nov-2016 | 2016 | 2 | 2016/17 | 11 | NOV | 16 | 11/16/2016 | 306,000 |
| 17-Nov-2016 | 2016 | 2 | 2016/17 | 11 | NOV | 17 | 11/17/2016 | 221,000 |
| 18-Nov-2016 | 2016 | 2 | 2016/17 | 11 | NOV | 18 | 11/18/2016 | 285,000 |
| 19-Nov-2016 | 2016 | 2 | 2016/17 | 11 | NOV | 19 | 11/19/2016 | 303,000 |
| 20-Nov-2016 | 2016 | 2 | 2016/17 | 11 | NOV | 20 | 11/20/2016 | 305,000 |
| 21-Nov-2016 | 2016 | 2 | 2016/17 | 11 | NOV | 21 | 11/21/2016 | 276,000 |
| 22-Nov-2016 | 2016 | 2 | 2016/17 | 11 | NOV | 22 | 11/22/2016 | 236,000 |
| 23-Nov-2016 | 2016 | 2 | 2016/17 | 11 | NOV | 23 | 11/23/2016 | 233,000 |
| 24-Nov-2016 | 2016 | 2 | 2016/17 | 11 | NOV | 24 | 11/24/2016 | 273,000 |
| 25-Nov-2016 | 2016 | 2 | 2016/17 | 11 | NOV | 25 | 11/25/2016 | 254,000 |
| 26-Nov-2016 | 2016 | 2 | 2016/17 | 11 | NOV | 26 | 11/26/2016 | 300,000 |
| 27-Nov-2016 | 2016 | 2 | 2016/17 | 11 | NOV | 27 | 11/27/2016 | 239,000 |
| 28-Nov-2016 | 2016 | 2 | 2016/17 | 11 | NOV | 28 | 11/28/2016 | 263,000 |
| 29-Nov-2016 | 2016 | 2 | 2016/17 | 11 | NOV | 29 | 11/29/2016 | 314,000 |
| 30-Nov-2016 | 2016 | 2 | 2016/17 | 11 | NOV | 30 | 11/30/2016 | 311,000 |
| 01-Dec-2016 | 2016 | 3 | 2016/17 | 12 | DEC | 1  | 12/1/2016  | 284,000 |
| 02-Dec-2016 | 2016 | 3 | 2016/17 | 12 | DEC | 2  | 12/2/2016  | 260,000 |
| 03-Dec-2016 | 2016 | 3 | 2016/17 | 12 | DEC | 3  | 12/3/2016  | 264,000 |
| 04-Dec-2016 | 2016 | 3 | 2016/17 | 12 | DEC | 4  | 12/4/2016  | 265,000 |
| 05-Dec-2016 | 2016 | 3 | 2016/17 | 12 | DEC | 5  | 12/5/2016  | 267,000 |
| 06-Dec-2016 | 2016 | 3 | 2016/17 | 12 | DEC | 6  | 12/6/2016  | 275,000 |
| 07-Dec-2016 | 2016 | 3 | 2016/17 | 12 | DEC | 7  | 12/7/2016  | 314,000 |
| 08-Dec-2016 | 2016 | 3 | 2016/17 | 12 | DEC | 8  | 12/8/2016  | 313,000 |
| 09-Dec-2016 | 2016 | 3 | 2016/17 | 12 | DEC | 9  | 12/9/2016  | 395,000 |
| 10-Dec-2016 | 2016 | 3 | 2016/17 | 12 | DEC | 10 | 12/10/2016 | 351,000 |
| 11-Dec-2016 | 2016 | 3 | 2016/17 | 12 | DEC | 11 | 12/11/2016 | 375,000 |
| 12-Dec-2016 | 2016 | 3 | 2016/17 | 12 | DEC | 12 | 12/12/2016 | 341,000 |
| 13-Dec-2016 | 2016 | 3 | 2016/17 | 12 | DEC | 13 | 12/13/2016 | 356,000 |
| 14-Dec-2016 | 2016 | 3 | 2016/17 | 12 | DEC | 14 | 12/14/2016 | 352,000 |
| 15-Dec-2016 | 2016 | 3 | 2016/17 | 12 | DEC | 15 | 12/15/2016 | 316,000 |
| 16-Dec-2016 | 2016 | 3 | 2016/17 | 12 | DEC | 16 | 12/16/2016 | 327,000 |
| 17-Dec-2016 | 2016 | 3 | 2016/17 | 12 | DEC | 17 | 12/17/2016 | 379,000 |
| 18-Dec-2016 | 2016 | 3 | 2016/17 | 12 | DEC | 18 | 12/18/2016 | 402,000 |
| 19-Dec-2016 | 2016 | 3 | 2016/17 | 12 | DEC | 19 | 12/19/2016 | 377,000 |
| 20-Dec-2016 | 2016 | 3 | 2016/17 | 12 | DEC | 20 | 12/20/2016 | 417,000 |
| 21-Dec-2016 | 2016 | 3 | 2016/17 | 12 | DEC | 21 | 12/21/2016 | 425,000 |
| 22-Dec-2016 | 2016 | 3 | 2016/17 | 12 | DEC | 22 | 12/22/2016 | 423,000 |
| 23-Dec-2016 | 2016 | 3 | 2016/17 | 12 | DEC | 23 | 12/23/2016 | 444,000 |
| 24-Dec-2016 | 2016 | 3 | 2016/17 | 12 | DEC | 24 | 12/24/2016 | 482,000 |
| 25-Dec-2016 | 2016 | 3 | 2016/17 | 12 | DEC | 25 | 12/25/2016 | 502,000 |
| 26-Dec-2016 | 2016 | 3 | 2016/17 | 12 | DEC | 26 | 12/26/2016 | 555,000 |
| 27-Dec-2016 | 2016 | 3 | 2016/17 | 12 | DEC | 27 | 12/27/2016 | 540,000 |
| 28-Dec-2016 | 2016 | 3 | 2016/17 | 12 | DEC | 28 | 12/28/2016 | 606,000 |
| 29-Dec-2016 | 2016 | 3 | 2016/17 | 12 | DEC | 29 | 12/29/2016 | 642,000 |
| 30-Dec-2016 | 2016 | 3 | 2016/17 | 12 | DEC | 30 | 12/30/2016 | 612,000 |

|             |      |   |         |    |     |    |            |         |         |
|-------------|------|---|---------|----|-----|----|------------|---------|---------|
| 31-Dec-2016 | 2016 | 3 | 2016/17 | 12 | DEC | 31 | 12/31/2016 | 644,000 | 380,555 |
| 01-Jan-2017 | 2017 | 4 | 2016/17 | 1  | JAN | 1  | 1/1/2017   | 670,000 | 467,132 |
| 02-Jan-2017 | 2017 | 4 | 2016/17 | 1  | JAN | 2  | 1/2/2017   | 564,000 |         |
| 03-Jan-2017 | 2017 | 4 | 2016/17 | 1  | JAN | 3  | 1/3/2017   | 500,000 |         |
| 04-Jan-2017 | 2017 | 4 | 2016/17 | 1  | JAN | 4  | 1/4/2017   | 491,000 |         |
| 05-Jan-2017 | 2017 | 4 | 2016/17 | 1  | JAN | 5  | 1/5/2017   | 482,000 |         |
| 06-Jan-2017 | 2017 | 4 | 2016/17 | 1  | JAN | 6  | 1/6/2017   | 453,000 |         |
| 07-Jan-2017 | 2017 | 4 | 2016/17 | 1  | JAN | 7  | 1/7/2017   | 461,000 |         |
| 08-Jan-2017 | 2017 | 4 | 2016/17 | 1  | JAN | 8  | 1/8/2017   | 447,000 |         |
| 09-Jan-2017 | 2017 | 4 | 2016/17 | 1  | JAN | 9  | 1/9/2017   | 427,000 |         |
| 10-Jan-2017 | 2017 | 4 | 2016/17 | 1  | JAN | 10 | 1/10/2017  | 415,000 |         |
| 11-Jan-2017 | 2017 | 4 | 2016/17 | 1  | JAN | 11 | 1/11/2017  | 403,000 |         |
| 12-Jan-2017 | 2017 | 4 | 2016/17 | 1  | JAN | 12 | 1/12/2017  | 410,000 |         |
| 13-Jan-2017 | 2017 | 4 | 2016/17 | 1  | JAN | 13 | 1/13/2017  | 414,000 |         |
| 14-Jan-2017 | 2017 | 4 | 2016/17 | 1  | JAN | 14 | 1/14/2017  | 445,000 |         |
| 15-Jan-2017 | 2017 | 4 | 2016/17 | 1  | JAN | 15 | 1/15/2017  | 496,000 |         |
| 16-Jan-2017 | 2017 | 4 | 2016/17 | 1  | JAN | 16 | 1/16/2017  | 488,000 |         |
| 17-Jan-2017 | 2017 | 4 | 2016/17 | 1  | JAN | 17 | 1/17/2017  | 445,000 |         |
| 18-Jan-2017 | 2017 | 4 | 2016/17 | 1  | JAN | 18 | 1/18/2017  | 447,000 |         |
| 19-Jan-2017 | 2017 | 4 | 2016/17 | 1  | JAN | 19 | 1/19/2017  | 447,000 |         |
| 20-Jan-2017 | 2017 | 4 | 2016/17 | 1  | JAN | 20 | 1/20/2017  | 457,000 |         |
| 21-Jan-2017 | 2017 | 4 | 2016/17 | 1  | JAN | 21 | 1/21/2017  | 480,000 |         |
| 22-Jan-2017 | 2017 | 4 | 2016/17 | 1  | JAN | 22 | 1/22/2017  | 490,000 |         |
| 23-Jan-2017 | 2017 | 4 | 2016/17 | 1  | JAN | 23 | 1/23/2017  | 454,000 |         |
| 24-Jan-2017 | 2017 | 4 | 2016/17 | 1  | JAN | 24 | 1/24/2017  | 449,000 |         |
| 25-Jan-2017 | 2017 | 4 | 2016/17 | 1  | JAN | 25 | 1/25/2017  | 430,000 |         |
| 26-Jan-2017 | 2017 | 4 | 2016/17 | 1  | JAN | 26 | 1/26/2017  | 445,000 |         |
| 27-Jan-2017 | 2017 | 4 | 2016/17 | 1  | JAN | 27 | 1/27/2017  | 462,000 |         |
| 28-Jan-2017 | 2017 | 4 | 2016/17 | 1  | JAN | 28 | 1/28/2017  | 479,000 |         |
| 29-Jan-2017 | 2017 | 4 | 2016/17 | 1  | JAN | 29 | 1/29/2017  | 505,000 |         |
| 30-Jan-2017 | 2017 | 4 | 2016/17 | 1  | JAN | 30 | 1/30/2017  | 479,000 |         |
| 31-Jan-2017 | 2017 | 4 | 2016/17 | 1  | JAN | 31 | 1/31/2017  | 485,000 |         |
| 01-Feb-2017 | 2017 | 5 | 2016/17 | 2  | FEB | 1  | 2/1/2017   | 472,000 |         |
| 02-Feb-2017 | 2017 | 5 | 2016/17 | 2  | FEB | 2  | 2/2/2017   | 468,000 |         |
| 03-Feb-2017 | 2017 | 5 | 2016/17 | 2  | FEB | 3  | 2/3/2017   | 514,000 |         |
| 04-Feb-2017 | 2017 | 5 | 2016/17 | 2  | FEB | 4  | 2/4/2017   | 490,000 |         |
| 05-Feb-2017 | 2017 | 5 | 2016/17 | 2  | FEB | 5  | 2/5/2017   | 494,000 |         |
| 06-Feb-2017 | 2017 | 5 | 2016/17 | 2  | FEB | 6  | 2/6/2017   | 478,000 |         |
| 07-Feb-2017 | 2017 | 5 | 2016/17 | 2  | FEB | 7  | 2/7/2017   | 471,000 |         |
| 08-Feb-2017 | 2017 | 5 | 2016/17 | 2  | FEB | 8  | 2/8/2017   | 466,000 |         |
| 09-Feb-2017 | 2017 | 5 | 2016/17 | 2  | FEB | 9  | 2/9/2017   | 477,000 |         |
| 10-Feb-2017 | 2017 | 5 | 2016/17 | 2  | FEB | 10 | 2/10/2017  | 496,000 |         |
| 11-Feb-2017 | 2017 | 5 | 2016/17 | 2  | FEB | 11 | 2/11/2017  | 501,000 |         |
| 12-Feb-2017 | 2017 | 5 | 2016/17 | 2  | FEB | 12 | 2/12/2017  | 574,000 |         |
| 13-Feb-2017 | 2017 | 5 | 2016/17 | 2  | FEB | 13 | 2/13/2017  | 472,000 |         |
| 14-Feb-2017 | 2017 | 5 | 2016/17 | 2  | FEB | 14 | 2/14/2017  | 464,000 |         |
| 15-Feb-2017 | 2017 | 5 | 2016/17 | 2  | FEB | 15 | 2/15/2017  | 446,000 |         |
| 16-Feb-2017 | 2017 | 5 | 2016/17 | 2  | FEB | 16 | 2/16/2017  | 485,000 |         |
| 17-Feb-2017 | 2017 | 5 | 2016/17 | 2  | FEB | 17 | 2/17/2017  | 498,000 |         |
| 18-Feb-2017 | 2017 | 5 | 2016/17 | 2  | FEB | 18 | 2/18/2017  | 508,000 |         |
| 19-Feb-2017 | 2017 | 5 | 2016/17 | 2  | FEB | 19 | 2/19/2017  | 584,000 |         |
| 20-Feb-2017 | 2017 | 5 | 2016/17 | 2  | FEB | 20 | 2/20/2017  | 517,000 |         |
| 21-Feb-2017 | 2017 | 5 | 2016/17 | 2  | FEB | 21 | 2/21/2017  | 495,000 |         |
| 22-Feb-2017 | 2017 | 5 | 2016/17 | 2  | FEB | 22 | 2/22/2017  | 495,000 |         |
| 23-Feb-2017 | 2017 | 5 | 2016/17 | 2  | FEB | 23 | 2/23/2017  | 470,000 |         |
| 24-Feb-2017 | 2017 | 5 | 2016/17 | 2  | FEB | 24 | 2/24/2017  | 502,000 |         |
| 25-Feb-2017 | 2017 | 5 | 2016/17 | 2  | FEB | 25 | 2/25/2017  | 521,000 |         |
| 26-Feb-2017 | 2017 | 5 | 2016/17 | 2  | FEB | 26 | 2/26/2017  | 531,000 |         |
| 27-Feb-2017 | 2017 | 5 | 2016/17 | 2  | FEB | 27 | 2/27/2017  | 508,000 |         |
| 28-Feb-2017 | 2017 | 5 | 2016/17 | 2  | FEB | 28 | 2/28/2017  | 483,000 |         |
| 01-Mar-2017 | 2017 | 6 | 2016/17 | 3  | MAR | 1  | 3/1/2017   | 472,000 |         |
| 02-Mar-2017 | 2017 | 6 | 2016/17 | 3  | MAR | 2  | 3/2/2017   | 495,000 |         |
| 03-Mar-2017 | 2017 | 6 | 2016/17 | 3  | MAR | 3  | 3/3/2017   | 522,000 |         |
| 04-Mar-2017 | 2017 | 6 | 2016/17 | 3  | MAR | 4  | 3/4/2017   | 512,000 |         |
| 05-Mar-2017 | 2017 | 6 | 2016/17 | 3  | MAR | 5  | 3/5/2017   | 528,000 |         |
| 06-Mar-2017 | 2017 | 6 | 2016/17 | 3  | MAR | 6  | 3/6/2017   | 501,000 |         |
| 07-Mar-2017 | 2017 | 6 | 2016/17 | 3  | MAR | 7  | 3/7/2017   | 501,000 |         |
| 08-Mar-2017 | 2017 | 6 | 2016/17 | 3  | MAR | 8  | 3/8/2017   | 455,000 |         |
| 09-Mar-2017 | 2017 | 6 | 2016/17 | 3  | MAR | 9  | 3/9/2017   | 472,000 |         |
| 10-Mar-2017 | 2017 | 6 | 2016/17 | 3  | MAR | 10 | 3/10/2017  | 530,000 |         |
| 11-Mar-2017 | 2017 | 6 | 2016/17 | 3  | MAR | 11 | 3/11/2017  | 497,000 |         |
| 12-Mar-2017 | 2017 | 6 | 2016/17 | 3  | MAR | 12 | 3/12/2017  | 510,000 |         |
| 13-Mar-2017 | 2017 | 6 | 2016/17 | 3  | MAR | 13 | 3/13/2017  | 544,000 |         |
| 14-Mar-2017 | 2017 | 6 | 2016/17 | 3  | MAR | 14 | 3/14/2017  | 533,000 |         |
| 15-Mar-2017 | 2017 | 6 | 2016/17 | 3  | MAR | 15 | 3/15/2017  | 531,000 |         |
| 16-Mar-2017 | 2017 | 6 | 2016/17 | 3  | MAR | 16 | 3/16/2017  | 610,000 |         |
| 17-Mar-2017 | 2017 | 6 | 2016/17 | 3  | MAR | 17 | 3/17/2017  | 597,000 |         |
| 18-Mar-2017 | 2017 | 6 | 2016/17 | 3  | MAR | 18 | 3/18/2017  | 579,000 |         |
| 19-Mar-2017 | 2017 | 6 | 2016/17 | 3  | MAR | 19 | 3/19/2017  | 614,000 |         |

|             |      |   |         |   |     |    |           |         |
|-------------|------|---|---------|---|-----|----|-----------|---------|
| 20-Mar-2017 | 2017 | 6 | 2016/17 | 3 | MAR | 20 | 3/20/2017 | 584,000 |
| 21-Mar-2017 | 2017 | 6 | 2016/17 | 3 | MAR | 21 | 3/21/2017 | 672,000 |
| 22-Mar-2017 | 2017 | 6 | 2016/17 | 3 | MAR | 22 | 3/22/2017 | 728,000 |
| 23-Mar-2017 | 2017 | 6 | 2016/17 | 3 | MAR | 23 | 3/23/2017 | 634,000 |
| 24-Mar-2017 | 2017 | 6 | 2016/17 | 3 | MAR | 24 | 3/24/2017 | 654,000 |
| 25-Mar-2017 | 2017 | 6 | 2016/17 | 3 | MAR | 25 | 3/25/2017 | 638,000 |
| 26-Mar-2017 | 2017 | 6 | 2016/17 | 3 | MAR | 26 | 3/26/2017 | 638,000 |
| 27-Mar-2017 | 2017 | 6 | 2016/17 | 3 | MAR | 27 | 3/27/2017 | 611,000 |
| 28-Mar-2017 | 2017 | 6 | 2016/17 | 3 | MAR | 28 | 3/28/2017 | 572,000 |
| 29-Mar-2017 | 2017 | 6 | 2016/17 | 3 | MAR | 29 | 3/29/2017 | 600,000 |
| 30-Mar-2017 | 2017 | 6 | 2016/17 | 3 | MAR | 30 | 3/30/2017 | 618,000 |
| 31-Mar-2017 | 2017 | 6 | 2016/17 | 3 | MAR | 31 | 3/31/2017 | 629,000 |
| 01-Apr-2017 | 2017 | 7 | 2016/17 | 4 | APR | 1  | 4/1/2017  | 565,000 |
| 02-Apr-2017 | 2017 | 7 | 2016/17 | 4 | APR | 2  | 4/2/2017  | 542,000 |
| 03-Apr-2017 | 2017 | 7 | 2016/17 | 4 | APR | 3  | 4/3/2017  | 554,000 |
| 04-Apr-2017 | 2017 | 7 | 2016/17 | 4 | APR | 4  | 4/4/2017  | 507,000 |
| 05-Apr-2017 | 2017 | 7 | 2016/17 | 4 | APR | 5  | 4/5/2017  | 510,000 |
| 06-Apr-2017 | 2017 | 7 | 2016/17 | 4 | APR | 6  | 4/6/2017  | 475,000 |
| 07-Apr-2017 | 2017 | 7 | 2016/17 | 4 | APR | 7  | 4/7/2017  | 493,000 |
| 08-Apr-2017 | 2017 | 7 | 2016/17 | 4 | APR | 8  | 4/8/2017  | 552,000 |
| 09-Apr-2017 | 2017 | 7 | 2016/17 | 4 | APR | 9  | 4/9/2017  | 547,000 |
| 10-Apr-2017 | 2017 | 7 | 2016/17 | 4 | APR | 10 | 4/10/2017 | 515,000 |
| 11-Apr-2017 | 2017 | 7 | 2016/17 | 4 | APR | 11 | 4/11/2017 | 495,000 |
| 12-Apr-2017 | 2017 | 7 | 2016/17 | 4 | APR | 12 | 4/12/2017 | 486,000 |
| 13-Apr-2017 | 2017 | 7 | 2016/17 | 4 | APR | 13 | 4/13/2017 | 468,000 |
| 14-Apr-2017 | 2017 | 7 | 2016/17 | 4 | APR | 14 | 4/14/2017 | 501,000 |
| 15-Apr-2017 | 2017 | 7 | 2016/17 | 4 | APR | 15 | 4/15/2017 | 548,000 |
| 16-Apr-2017 | 2017 | 7 | 2016/17 | 4 | APR | 16 | 4/16/2017 | 543,000 |
| 17-Apr-2017 | 2017 | 7 | 2016/17 | 4 | APR | 17 | 4/17/2017 | 453,000 |
| 18-Apr-2017 | 2017 | 7 | 2016/17 | 4 | APR | 18 | 4/18/2017 | 431,000 |
| 19-Apr-2017 | 2017 | 7 | 2016/17 | 4 | APR | 19 | 4/19/2017 | 400,000 |
| 20-Apr-2017 | 2017 | 7 | 2016/17 | 4 | APR | 20 | 4/20/2017 | 397,000 |
| 21-Apr-2017 | 2017 | 7 | 2016/17 | 4 | APR | 21 | 4/21/2017 | 375,000 |
| 22-Apr-2017 | 2017 | 7 | 2016/17 | 4 | APR | 22 | 4/22/2017 | 395,000 |
| 23-Apr-2017 | 2017 | 7 | 2016/17 | 4 | APR | 23 | 4/23/2017 | 403,000 |
| 24-Apr-2017 | 2017 | 7 | 2016/17 | 4 | APR | 24 | 4/24/2017 | 423,000 |
| 25-Apr-2017 | 2017 | 7 | 2016/17 | 4 | APR | 25 | 4/25/2017 | 421,000 |
| 26-Apr-2017 | 2017 | 7 | 2016/17 | 4 | APR | 26 | 4/26/2017 | 439,000 |
| 27-Apr-2017 | 2017 | 7 | 2016/17 | 4 | APR | 27 | 4/27/2017 | 432,000 |
| 28-Apr-2017 | 2017 | 7 | 2016/17 | 4 | APR | 28 | 4/28/2017 | 417,000 |
| 29-Apr-2017 | 2017 | 7 | 2016/17 | 4 | APR | 29 | 4/29/2017 | 361,000 |
| 30-Apr-2017 | 2017 | 7 | 2016/17 | 4 | APR | 30 | 4/30/2017 | 349,000 |
| 01-May-2017 | 2017 | 8 |         | 5 | MAY | 1  | 5/1/2017  | 361,000 |
| 02-May-2017 | 2017 | 8 |         | 5 | MAY | 2  | 5/2/2017  | 408,000 |
| 03-May-2017 | 2017 | 8 |         | 5 | MAY | 3  | 5/3/2017  | 418,000 |
| 04-May-2017 | 2017 | 8 |         | 5 | MAY | 4  | 5/4/2017  | 416,000 |
| 05-May-2017 | 2017 | 8 |         | 5 | MAY | 5  | 5/5/2017  | 461,000 |
| 06-May-2017 | 2017 | 8 |         | 5 | MAY | 6  | 5/6/2017  | 420,000 |
| 07-May-2017 | 2017 | 8 |         | 5 | MAY | 7  | 5/7/2017  | 434,000 |
| 08-May-2017 | 2017 | 8 |         | 5 | MAY | 8  | 5/8/2017  | 466,000 |
| 09-May-2017 | 2017 | 8 |         | 5 | MAY | 9  | 5/9/2017  | 478,000 |
| 10-May-2017 | 2017 | 8 |         | 5 | MAY | 10 | 5/10/2017 | 474,000 |
| 11-May-2017 | 2017 | 8 |         | 5 | MAY | 11 | 5/11/2017 | 446,000 |
| 12-May-2017 | 2017 | 8 |         | 5 | MAY | 12 | 5/12/2017 | 449,000 |
| 13-May-2017 | 2017 | 8 |         | 5 | MAY | 13 | 5/13/2017 | 441,000 |
| 14-May-2017 | 2017 | 8 |         | 5 | MAY | 14 | 5/14/2017 | 427,000 |
| 15-May-2017 | 2017 | 8 |         | 5 | MAY | 15 | 5/15/2017 | 407,000 |
| 16-May-2017 | 2017 | 8 |         | 5 | MAY | 16 | 5/16/2017 | 404,000 |
| 17-May-2017 | 2017 | 8 |         | 5 | MAY | 17 | 5/17/2017 | 418,000 |
| 18-May-2017 | 2017 | 8 |         | 5 | MAY | 18 | 5/18/2017 | 412,000 |
| 19-May-2017 | 2017 | 8 |         | 5 | MAY | 19 | 5/19/2017 | 359,000 |
| 20-May-2017 | 2017 | 8 |         | 5 | MAY | 20 | 5/20/2017 | 337,000 |
| 21-May-2017 | 2017 | 8 |         | 5 | MAY | 21 | 5/21/2017 | 382,000 |
| 22-May-2017 | 2017 | 8 |         | 5 | MAY | 22 | 5/22/2017 | 425,000 |
| 23-May-2017 | 2017 | 8 |         | 5 | MAY | 23 | 5/23/2017 | 410,000 |
| 24-May-2017 | 2017 | 8 |         | 5 | MAY | 24 | 5/24/2017 | 414,000 |
| 25-May-2017 | 2017 | 8 |         | 5 | MAY | 25 | 5/25/2017 | 398,000 |
| 26-May-2017 | 2017 | 8 |         | 5 | MAY | 26 | 5/26/2017 | 345,000 |
| 27-May-2017 | 2017 | 8 |         | 5 | MAY | 27 | 5/27/2017 | 339,000 |
| 28-May-2017 | 2017 | 8 |         | 5 | MAY | 28 | 5/28/2017 | 322,000 |
| 29-May-2017 | 2017 | 8 |         | 5 | MAY | 29 | 5/29/2017 | 368,000 |
| 30-May-2017 | 2017 | 8 |         | 5 | MAY | 30 | 5/30/2017 | 405,000 |
| 31-May-2017 | 2017 | 8 |         | 5 | MAY | 31 | 5/31/2017 | 415,000 |
| 01-Jun-2017 | 2017 | 9 |         | 6 | JUN | 1  | 6/1/2017  | 399,000 |
| 02-Jun-2017 | 2017 | 9 |         | 6 | JUN | 2  | 6/2/2017  | 396,000 |
| 03-Jun-2017 | 2017 | 9 |         | 6 | JUN | 3  | 6/3/2017  | 370,000 |
| 04-Jun-2017 | 2017 | 9 |         | 6 | JUN | 4  | 6/4/2017  | 340,000 |
| 05-Jun-2017 | 2017 | 9 |         | 6 | JUN | 5  | 6/5/2017  | 386,000 |
| 06-Jun-2017 | 2017 | 9 |         | 6 | JUN | 6  | 6/6/2017  | 424,000 |

|             |      |    |   |     |    |           |         |
|-------------|------|----|---|-----|----|-----------|---------|
| 07-Jun-2017 | 2017 | 9  | 6 | JUN | 7  | 6/7/2017  | 419,000 |
| 08-Jun-2017 | 2017 | 9  | 6 | JUN | 8  | 6/8/2017  | 421,000 |
| 09-Jun-2017 | 2017 | 9  | 6 | JUN | 9  | 6/9/2017  | 400,000 |
| 10-Jun-2017 | 2017 | 9  | 6 | JUN | 10 | 6/10/2017 | 429,000 |
| 11-Jun-2017 | 2017 | 9  | 6 | JUN | 11 | 6/11/2017 | 427,000 |
| 12-Jun-2017 | 2017 | 9  | 6 | JUN | 12 | 6/12/2017 | 445,000 |
| 13-Jun-2017 | 2017 | 9  | 6 | JUN | 13 | 6/13/2017 | 509,000 |
| 14-Jun-2017 | 2017 | 9  | 6 | JUN | 14 | 6/14/2017 | 538,000 |
| 15-Jun-2017 | 2017 | 9  | 6 | JUN | 15 | 6/15/2017 | 506,000 |
| 16-Jun-2017 | 2017 | 9  | 6 | JUN | 16 | 6/16/2017 | 479,000 |
| 17-Jun-2017 | 2017 | 9  | 6 | JUN | 17 | 6/17/2017 | 478,000 |
| 18-Jun-2017 | 2017 | 9  | 6 | JUN | 18 | 6/18/2017 | 453,000 |
| 19-Jun-2017 | 2017 | 9  | 6 | JUN | 19 | 6/19/2017 | 449,000 |
| 20-Jun-2017 | 2017 | 9  | 6 | JUN | 20 | 6/20/2017 | 465,000 |
| 21-Jun-2017 | 2017 | 9  | 6 | JUN | 21 | 6/21/2017 | 476,000 |
| 22-Jun-2017 | 2017 | 9  | 6 | JUN | 22 | 6/22/2017 | 478,000 |
| 23-Jun-2017 | 2017 | 9  | 6 | JUN | 23 | 6/23/2017 | 491,000 |
| 24-Jun-2017 | 2017 | 9  | 6 | JUN | 24 | 6/24/2017 | 457,000 |
| 25-Jun-2017 | 2017 | 9  | 6 | JUN | 25 | 6/25/2017 | 456,000 |
| 26-Jun-2017 | 2017 | 9  | 6 | JUN | 26 | 6/26/2017 | 454,000 |
| 27-Jun-2017 | 2017 | 9  | 6 | JUN | 27 | 6/27/2017 | 413,000 |
| 28-Jun-2017 | 2017 | 9  | 6 | JUN | 28 | 6/28/2017 | 414,000 |
| 29-Jun-2017 | 2017 | 9  | 6 | JUN | 29 | 6/29/2017 | 471,000 |
| 30-Jun-2017 | 2017 | 9  | 6 | JUN | 30 | 6/30/2017 | 469,000 |
| 01-Jul-2017 | 2017 | 10 | 7 | JUL | 1  | 7/1/2017  | 489,000 |
| 02-Jul-2017 | 2017 | 10 | 7 | JUL | 2  | 7/2/2017  | 497,000 |
| 03-Jul-2017 | 2017 | 10 | 7 | JUL | 3  | 7/3/2017  | 546,000 |
| 04-Jul-2017 | 2017 | 10 | 7 | JUL | 4  | 7/4/2017  | 518,000 |
| 05-Jul-2017 | 2017 | 10 | 7 | JUL | 5  | 7/5/2017  | 524,000 |
| 06-Jul-2017 | 2017 | 10 | 7 | JUL | 6  | 7/6/2017  | 453,000 |
| 07-Jul-2017 | 2017 | 10 | 7 | JUL | 7  | 7/7/2017  | 490,000 |
| 08-Jul-2017 | 2017 | 10 | 7 | JUL | 8  | 7/8/2017  | 470,000 |
| 09-Jul-2017 | 2017 | 10 | 7 | JUL | 9  | 7/9/2017  | 445,000 |
| 10-Jul-2017 | 2017 | 10 | 7 | JUL | 10 | 7/10/2017 | 452,000 |
| 11-Jul-2017 | 2017 | 10 | 7 | JUL | 11 | 7/11/2017 | 468,000 |
| 12-Jul-2017 | 2017 | 10 | 7 | JUL | 12 | 7/12/2017 | 462,000 |
| 13-Jul-2017 | 2017 | 10 | 7 | JUL | 13 | 7/13/2017 | 469,000 |
| 14-Jul-2017 | 2017 | 10 | 7 | JUL | 14 | 7/14/2017 | 462,000 |
| 15-Jul-2017 | 2017 | 10 | 7 | JUL | 15 | 7/15/2017 | 464,000 |
| 16-Jul-2017 | 2017 | 10 | 7 | JUL | 16 | 7/16/2017 | 466,000 |
| 17-Jul-2017 | 2017 | 10 | 7 | JUL | 17 | 7/17/2017 | 451,000 |
| 18-Jul-2017 | 2017 | 10 | 7 | JUL | 18 | 7/18/2017 | 438,000 |
| 19-Jul-2017 | 2017 | 10 | 7 | JUL | 19 | 7/19/2017 | 449,000 |
| 20-Jul-2017 | 2017 | 10 | 7 | JUL | 20 | 7/20/2017 | 458,000 |
| 21-Jul-2017 | 2017 | 10 | 7 | JUL | 21 | 7/21/2017 | 479,000 |
| 22-Jul-2017 | 2017 | 10 | 7 | JUL | 22 | 7/22/2017 | 487,000 |
| 23-Jul-2017 | 2017 | 10 | 7 | JUL | 23 | 7/23/2017 | 488,000 |
| 24-Jul-2017 | 2017 | 10 | 7 | JUL | 24 | 7/24/2017 | 473,000 |
| 25-Jul-2017 | 2017 | 10 | 7 | JUL | 25 | 7/25/2017 | 448,000 |
| 26-Jul-2017 | 2017 | 10 | 7 | JUL | 26 | 7/26/2017 | 455,000 |
| 27-Jul-2017 | 2017 | 10 | 7 | JUL | 27 | 7/27/2017 | 509,000 |
| 28-Jul-2017 | 2017 | 10 | 7 | JUL | 28 | 7/28/2017 | 500,000 |
| 29-Jul-2017 | 2017 | 10 | 7 | JUL | 29 | 7/29/2017 | 512,000 |
| 30-Jul-2017 | 2017 | 10 | 7 | JUL | 30 | 7/30/2017 | 503,000 |
| 31-Jul-2017 | 2017 | 10 | 7 | JUL | 31 | 7/31/2017 | 488,000 |
| 01-Aug-2017 | 2017 | 11 | 8 | AUG | 1  | 8/1/2017  | 464,000 |
| 02-Aug-2017 | 2017 | 11 | 8 | AUG | 2  | 8/2/2017  | 462,000 |
| 03-Aug-2017 | 2017 | 11 | 8 | AUG | 3  | 8/3/2017  | 449,000 |
| 04-Aug-2017 | 2017 | 11 | 8 | AUG | 4  | 8/4/2017  | 477,000 |
| 05-Aug-2017 | 2017 | 11 | 8 | AUG | 5  | 8/5/2017  | 456,000 |
| 06-Aug-2017 | 2017 | 11 | 8 | AUG | 6  | 8/6/2017  | 454,000 |
| 07-Aug-2017 | 2017 | 11 | 8 | AUG | 7  | 8/7/2017  | 450,000 |
| 08-Aug-2017 | 2017 | 11 | 8 | AUG | 8  | 8/8/2017  | 408,000 |
| 09-Aug-2017 | 2017 | 11 | 8 | AUG | 9  | 8/9/2017  | 405,000 |
| 10-Aug-2017 | 2017 | 11 | 8 | AUG | 10 | 8/10/2017 | 458,000 |
| 11-Aug-2017 | 2017 | 11 | 8 | AUG | 11 | 8/11/2017 | 456,000 |
| 12-Aug-2017 | 2017 | 11 | 8 | AUG | 12 | 8/12/2017 | 446,000 |
| 13-Aug-2017 | 2017 | 11 | 8 | AUG | 13 | 8/13/2017 | 458,000 |
| 14-Aug-2017 | 2017 | 11 | 8 | AUG | 14 | 8/14/2017 | 423,000 |
| 15-Aug-2017 | 2017 | 11 | 8 | AUG | 15 | 8/15/2017 | 431,000 |
| 16-Aug-2017 | 2017 | 11 | 8 | AUG | 16 | 8/16/2017 | 409,000 |
| 17-Aug-2017 | 2017 | 11 | 8 | AUG | 17 | 8/17/2017 | 414,000 |
| 18-Aug-2017 | 2017 | 11 | 8 | AUG | 18 | 8/18/2017 | 365,000 |
| 19-Aug-2017 | 2017 | 11 | 8 | AUG | 19 | 8/19/2017 | 349,000 |
| 20-Aug-2017 | 2017 | 11 | 8 | AUG | 20 | 8/20/2017 | 368,000 |
| 21-Aug-2017 | 2017 | 11 | 8 | AUG | 21 | 8/21/2017 | 363,000 |
| 22-Aug-2017 | 2017 | 11 | 8 | AUG | 22 | 8/22/2017 | 415,000 |
| 23-Aug-2017 | 2017 | 11 | 8 | AUG | 23 | 8/23/2017 | 419,000 |
| 24-Aug-2017 | 2017 | 11 | 8 | AUG | 24 | 8/24/2017 | 402,000 |

|             |      |    |         |    |     |    |            |         |
|-------------|------|----|---------|----|-----|----|------------|---------|
| 25-Aug-2017 | 2017 | 11 |         | 8  | AUG | 25 | 8/25/2017  | 372,000 |
| 26-Aug-2017 | 2017 | 11 |         | 8  | AUG | 26 | 8/26/2017  | 370,000 |
| 27-Aug-2017 | 2017 | 11 |         | 8  | AUG | 27 | 8/27/2017  | 368,000 |
| 28-Aug-2017 | 2017 | 11 |         | 8  | AUG | 28 | 8/28/2017  | 373,000 |
| 29-Aug-2017 | 2017 | 11 |         | 8  | AUG | 29 | 8/29/2017  | 310,000 |
| 30-Aug-2017 | 2017 | 11 |         | 8  | AUG | 30 | 8/30/2017  | 300,000 |
| 31-Aug-2017 | 2017 | 11 |         | 8  | AUG | 31 | 8/31/2017  | 326,000 |
| 01-Sep-2017 | 2017 | 12 |         | 9  | SEP | 1  | 9/1/2017   | 401,000 |
| 02-Sep-2017 | 2017 | 12 |         | 9  | SEP | 2  | 9/2/2017   | 435,000 |
| 03-Sep-2017 | 2017 | 12 |         | 9  | SEP | 3  | 9/3/2017   | 479,000 |
| 04-Sep-2017 | 2017 | 12 |         | 9  | SEP | 4  | 9/4/2017   | 465,000 |
| 05-Sep-2017 | 2017 | 12 |         | 9  | SEP | 5  | 9/5/2017   | 429,000 |
| 06-Sep-2017 | 2017 | 12 |         | 9  | SEP | 6  | 9/6/2017   | 383,000 |
| 07-Sep-2017 | 2017 | 12 |         | 9  | SEP | 7  | 9/7/2017   | 350,000 |
| 08-Sep-2017 | 2017 | 12 |         | 9  | SEP | 8  | 9/8/2017   | 349,000 |
| 09-Sep-2017 | 2017 | 12 |         | 9  | SEP | 9  | 9/9/2017   | 298,000 |
| 10-Sep-2017 | 2017 | 12 |         | 9  | SEP | 10 | 9/10/2017  | 301,000 |
| 11-Sep-2017 | 2017 | 12 |         | 9  | SEP | 11 | 9/11/2017  | 315,000 |
| 12-Sep-2017 | 2017 | 12 |         | 9  | SEP | 12 | 9/12/2017  | 318,000 |
| 13-Sep-2017 | 2017 | 12 |         | 9  | SEP | 13 | 9/13/2017  | 358,000 |
| 14-Sep-2017 | 2017 | 12 |         | 9  | SEP | 14 | 9/14/2017  | 398,000 |
| 15-Sep-2017 | 2017 | 12 |         | 9  | SEP | 15 | 9/15/2017  | 408,000 |
| 16-Sep-2017 | 2017 | 12 |         | 9  | SEP | 16 | 9/16/2017  | 388,000 |
| 17-Sep-2017 | 2017 | 12 |         | 9  | SEP | 17 | 9/17/2017  | 395,000 |
| 18-Sep-2017 | 2017 | 12 |         | 9  | SEP | 18 | 9/18/2017  | 362,000 |
| 19-Sep-2017 | 2017 | 12 |         | 9  | SEP | 19 | 9/19/2017  | 396,000 |
| 20-Sep-2017 | 2017 | 12 |         | 9  | SEP | 20 | 9/20/2017  | 350,000 |
| 21-Sep-2017 | 2017 | 12 |         | 9  | SEP | 21 | 9/21/2017  | 356,000 |
| 22-Sep-2017 | 2017 | 12 |         | 9  | SEP | 22 | 9/22/2017  | 356,000 |
| 23-Sep-2017 | 2017 | 12 |         | 9  | SEP | 23 | 9/23/2017  | 362,000 |
| 24-Sep-2017 | 2017 | 12 |         | 9  | SEP | 24 | 9/24/2017  | 395,000 |
| 25-Sep-2017 | 2017 | 12 |         | 9  | SEP | 25 | 9/25/2017  | 378,000 |
| 26-Sep-2017 | 2017 | 12 |         | 9  | SEP | 26 | 9/26/2017  | 416,000 |
| 27-Sep-2017 | 2017 | 12 |         | 9  | SEP | 27 | 9/27/2017  | 377,000 |
| 28-Sep-2017 | 2017 | 12 |         | 9  | SEP | 28 | 9/28/2017  | 360,000 |
| 29-Sep-2017 | 2017 | 12 |         | 9  | SEP | 29 | 9/29/2017  | 278,000 |
| 30-Sep-2017 | 2017 | 12 |         | 9  | SEP | 30 | 9/30/2017  | 291,000 |
| 01-Oct-2017 | 2017 | 1  | 2017/18 | 10 | OCT | 1  | 10/1/2017  | 301,000 |
| 02-Oct-2017 | 2017 | 1  | 2017/18 | 10 | OCT | 2  | 10/2/2017  | 297,000 |
| 03-Oct-2017 | 2017 | 1  | 2017/18 | 10 | OCT | 3  | 10/3/2017  | 293,000 |
| 04-Oct-2017 | 2017 | 1  | 2017/18 | 10 | OCT | 4  | 10/4/2017  | 302,000 |
| 05-Oct-2017 | 2017 | 1  | 2017/18 | 10 | OCT | 5  | 10/5/2017  | 359,000 |
| 06-Oct-2017 | 2017 | 1  | 2017/18 | 10 | OCT | 6  | 10/6/2017  | 349,000 |
| 07-Oct-2017 | 2017 | 1  | 2017/18 | 10 | OCT | 7  | 10/7/2017  | 353,000 |
| 08-Oct-2017 | 2017 | 1  | 2017/18 | 10 | OCT | 8  | 10/8/2017  | 350,000 |
| 09-Oct-2017 | 2017 | 1  | 2017/18 | 10 | OCT | 9  | 10/9/2017  | 355,000 |
| 10-Oct-2017 | 2017 | 1  | 2017/18 | 10 | OCT | 10 | 10/10/2017 | 262,000 |
| 11-Oct-2017 | 2017 | 1  | 2017/18 | 10 | OCT | 11 | 10/11/2017 | 276,000 |
| 12-Oct-2017 | 2017 | 1  | 2017/18 | 10 | OCT | 12 | 10/12/2017 | 327,000 |
| 13-Oct-2017 | 2017 | 1  | 2017/18 | 10 | OCT | 13 | 10/13/2017 | 321,000 |
| 14-Oct-2017 | 2017 | 1  | 2017/18 | 10 | OCT | 14 | 10/14/2017 | 264,000 |
| 15-Oct-2017 | 2017 | 1  | 2017/18 | 10 | OCT | 15 | 10/15/2017 | 247,000 |
| 16-Oct-2017 | 2017 | 1  | 2017/18 | 10 | OCT | 16 | 10/16/2017 | 256,000 |
| 17-Oct-2017 | 2017 | 1  | 2017/18 | 10 | OCT | 17 | 10/17/2017 | 263,000 |
| 18-Oct-2017 | 2017 | 1  | 2017/18 | 10 | OCT | 18 | 10/18/2017 | 238,000 |
| 19-Oct-2017 | 2017 | 1  | 2017/18 | 10 | OCT | 19 | 10/19/2017 | 242,000 |
| 20-Oct-2017 | 2017 | 1  | 2017/18 | 10 | OCT | 20 | 10/20/2017 | 281,000 |
| 21-Oct-2017 | 2017 | 1  | 2017/18 | 10 | OCT | 21 | 10/21/2017 | 326,000 |
| 22-Oct-2017 | 2017 | 1  | 2017/18 | 10 | OCT | 22 | 10/22/2017 | 325,000 |
| 23-Oct-2017 | 2017 | 1  | 2017/18 | 10 | OCT | 23 | 10/23/2017 | 301,000 |
| 24-Oct-2017 | 2017 | 1  | 2017/18 | 10 | OCT | 24 | 10/24/2017 | 237,000 |
| 25-Oct-2017 | 2017 | 1  | 2017/18 | 10 | OCT | 25 | 10/25/2017 | 252,000 |
| 26-Oct-2017 | 2017 | 1  | 2017/18 | 10 | OCT | 26 | 10/26/2017 | 327,000 |
| 27-Oct-2017 | 2017 | 1  | 2017/18 | 10 | OCT | 27 | 10/27/2017 | 317,000 |
| 28-Oct-2017 | 2017 | 1  | 2017/18 | 10 | OCT | 28 | 10/28/2017 | 239,000 |
| 29-Oct-2017 | 2017 | 1  | 2017/18 | 10 | OCT | 29 | 10/29/2017 | 259,000 |
| 30-Oct-2017 | 2017 | 1  | 2017/18 | 10 | OCT | 30 | 10/30/2017 | 236,000 |
| 31-Oct-2017 | 2017 | 1  | 2017/18 | 10 | OCT | 31 | 10/31/2017 | 229,000 |
| 01-Nov-2017 | 2017 | 2  | 2017/18 | 11 | NOV | 1  | 11/1/2017  | 237,000 |
| 02-Nov-2017 | 2017 | 2  | 2017/18 | 11 | NOV | 2  | 11/2/2017  | 250,000 |
| 03-Nov-2017 | 2017 | 2  | 2017/18 | 11 | NOV | 3  | 11/3/2017  | 297,000 |
| 04-Nov-2017 | 2017 | 2  | 2017/18 | 11 | NOV | 4  | 11/4/2017  | 277,000 |
| 05-Nov-2017 | 2017 | 2  | 2017/18 | 11 | NOV | 5  | 11/5/2017  | 258,000 |
| 06-Nov-2017 | 2017 | 2  | 2017/18 | 11 | NOV | 6  | 11/6/2017  | 263,000 |
| 07-Nov-2017 | 2017 | 2  | 2017/18 | 11 | NOV | 7  | 11/7/2017  | 263,000 |
| 08-Nov-2017 | 2017 | 2  | 2017/18 | 11 | NOV | 8  | 11/8/2017  | 227,000 |
| 09-Nov-2017 | 2017 | 2  | 2017/18 | 11 | NOV | 9  | 11/9/2017  | 233,000 |
| 10-Nov-2017 | 2017 | 2  | 2017/18 | 11 | NOV | 10 | 11/10/2017 | 232,000 |
| 11-Nov-2017 | 2017 | 2  | 2017/18 | 11 | NOV | 11 | 11/11/2017 | 223,000 |

|             |      |   |         |    |     |    |            |         |         |
|-------------|------|---|---------|----|-----|----|------------|---------|---------|
| 12-Nov-2017 | 2017 | 2 | 2017/18 | 11 | NOV | 12 | 11/12/2017 | 255,000 |         |
| 13-Nov-2017 | 2017 | 2 | 2017/18 | 11 | NOV | 13 | 11/13/2017 | 260,000 |         |
| 14-Nov-2017 | 2017 | 2 | 2017/18 | 11 | NOV | 14 | 11/14/2017 | 294,000 |         |
| 15-Nov-2017 | 2017 | 2 | 2017/18 | 11 | NOV | 15 | 11/15/2017 | 290,000 |         |
| 16-Nov-2017 | 2017 | 2 | 2017/18 | 11 | NOV | 16 | 11/16/2017 | 300,000 |         |
| 17-Nov-2017 | 2017 | 2 | 2017/18 | 11 | NOV | 17 | 11/17/2017 | 295,000 |         |
| 18-Nov-2017 | 2017 | 2 | 2017/18 | 11 | NOV | 18 | 11/18/2017 | 267,000 |         |
| 19-Nov-2017 | 2017 | 2 | 2017/18 | 11 | NOV | 19 | 11/19/2017 | 268,000 |         |
| 20-Nov-2017 | 2017 | 2 | 2017/18 | 11 | NOV | 20 | 11/20/2017 | 278,000 |         |
| 21-Nov-2017 | 2017 | 2 | 2017/18 | 11 | NOV | 21 | 11/21/2017 | 276,000 |         |
| 22-Nov-2017 | 2017 | 2 | 2017/18 | 11 | NOV | 22 | 11/22/2017 | 247,000 |         |
| 23-Nov-2017 | 2017 | 2 | 2017/18 | 11 | NOV | 23 | 11/23/2017 | 289,000 |         |
| 24-Nov-2017 | 2017 | 2 | 2017/18 | 11 | NOV | 24 | 11/24/2017 | 336,000 |         |
| 25-Nov-2017 | 2017 | 2 | 2017/18 | 11 | NOV | 25 | 11/25/2017 | 333,000 |         |
| 26-Nov-2017 | 2017 | 2 | 2017/18 | 11 | NOV | 26 | 11/26/2017 | 290,000 |         |
| 27-Nov-2017 | 2017 | 2 | 2017/18 | 11 | NOV | 27 | 11/27/2017 | 343,000 |         |
| 28-Nov-2017 | 2017 | 2 | 2017/18 | 11 | NOV | 28 | 11/28/2017 | 360,000 |         |
| 29-Nov-2017 | 2017 | 2 | 2017/18 | 11 | NOV | 29 | 11/29/2017 | 330,000 |         |
| 30-Nov-2017 | 2017 | 2 | 2017/18 | 11 | NOV | 30 | 11/30/2017 | 330,000 |         |
| 01-Dec-2017 | 2017 | 3 | 2017/18 | 12 | DEC | 1  | 12/1/2017  | 330,000 |         |
| 02-Dec-2017 | 2017 | 3 | 2017/18 | 12 | DEC | 2  | 12/2/2017  | 322,000 |         |
| 03-Dec-2017 | 2017 | 3 | 2017/18 | 12 | DEC | 3  | 12/3/2017  | 352,000 |         |
| 04-Dec-2017 | 2017 | 3 | 2017/18 | 12 | DEC | 4  | 12/4/2017  | 321,000 |         |
| 05-Dec-2017 | 2017 | 3 | 2017/18 | 12 | DEC | 5  | 12/5/2017  | 326,000 |         |
| 06-Dec-2017 | 2017 | 3 | 2017/18 | 12 | DEC | 6  | 12/6/2017  | 329,000 |         |
| 07-Dec-2017 | 2017 | 3 | 2017/18 | 12 | DEC | 7  | 12/7/2017  | 329,000 |         |
| 08-Dec-2017 | 2017 | 3 | 2017/18 | 12 | DEC | 8  | 12/8/2017  | 349,000 |         |
| 09-Dec-2017 | 2017 | 3 | 2017/18 | 12 | DEC | 9  | 12/9/2017  | 375,000 |         |
| 10-Dec-2017 | 2017 | 3 | 2017/18 | 12 | DEC | 10 | 12/10/2017 | 368,000 |         |
| 11-Dec-2017 | 2017 | 3 | 2017/18 | 12 | DEC | 11 | 12/11/2017 | 365,000 |         |
| 12-Dec-2017 | 2017 | 3 | 2017/18 | 12 | DEC | 12 | 12/12/2017 | 331,000 |         |
| 13-Dec-2017 | 2017 | 3 | 2017/18 | 12 | DEC | 13 | 12/13/2017 | 300,000 |         |
| 14-Dec-2017 | 2017 | 3 | 2017/18 | 12 | DEC | 14 | 12/14/2017 | 356,000 |         |
| 15-Dec-2017 | 2017 | 3 | 2017/18 | 12 | DEC | 15 | 12/15/2017 | 349,000 |         |
| 16-Dec-2017 | 2017 | 3 | 2017/18 | 12 | DEC | 16 | 12/16/2017 | 387,000 |         |
| 17-Dec-2017 | 2017 | 3 | 2017/18 | 12 | DEC | 17 | 12/17/2017 | 422,000 |         |
| 18-Dec-2017 | 2017 | 3 | 2017/18 | 12 | DEC | 18 | 12/18/2017 | 417,000 |         |
| 19-Dec-2017 | 2017 | 3 | 2017/18 | 12 | DEC | 19 | 12/19/2017 | 402,000 |         |
| 20-Dec-2017 | 2017 | 3 | 2017/18 | 12 | DEC | 20 | 12/20/2017 | 433,000 |         |
| 21-Dec-2017 | 2017 | 3 | 2017/18 | 12 | DEC | 21 | 12/21/2017 | 451,000 |         |
| 22-Dec-2017 | 2017 | 3 | 2017/18 | 12 | DEC | 22 | 12/22/2017 | 447,000 |         |
| 23-Dec-2017 | 2017 | 3 | 2017/18 | 12 | DEC | 23 | 12/23/2017 | 509,000 |         |
| 24-Dec-2017 | 2017 | 3 | 2017/18 | 12 | DEC | 24 | 12/24/2017 | 439,000 |         |
| 25-Dec-2017 | 2017 | 3 | 2017/18 | 12 | DEC | 25 | 12/25/2017 | 609,000 |         |
| 26-Dec-2017 | 2017 | 3 | 2017/18 | 12 | DEC | 26 | 12/26/2017 | 579,000 |         |
| 27-Dec-2017 | 2017 | 3 | 2017/18 | 12 | DEC | 27 | 12/27/2017 | 610,000 |         |
| 28-Dec-2017 | 2017 | 3 | 2017/18 | 12 | DEC | 28 | 12/28/2017 | 651,000 |         |
| 29-Dec-2017 | 2017 | 3 | 2017/18 | 12 | DEC | 29 | 12/29/2017 | 673,000 |         |
| 30-Dec-2017 | 2017 | 3 | 2017/18 | 12 | DEC | 30 | 12/30/2017 | 684,000 |         |
| 31-Dec-2017 | 2017 | 3 | 2017/18 | 12 | DEC | 31 | 12/31/2017 | 688,000 |         |
| 01-Jan-2018 | 2018 | 4 | 2017/18 | 1  | JAN | 1  | 1/1/2018   | 682,000 | 323,370 |
| 02-Jan-2018 | 2018 | 4 | 2017/18 | 1  | JAN | 2  | 1/2/2018   | 590,000 | 289,520 |
| 03-Jan-2018 | 2018 | 4 | 2017/18 | 1  | JAN | 3  | 1/3/2018   | 580,000 | 255,780 |
| 04-Jan-2018 | 2018 | 4 | 2017/18 | 1  | JAN | 4  | 1/4/2018   | 593,000 | 261,513 |
| 05-Jan-2018 | 2018 | 4 | 2017/18 | 1  | JAN | 5  | 1/5/2018   | 608,000 | 284,640 |
| 06-Jan-2018 | 2018 | 4 | 2017/18 | 1  | JAN | 6  | 1/6/2018   | 553,000 | 289,670 |
| 07-Jan-2018 | 2018 | 4 | 2017/18 | 1  | JAN | 7  | 1/7/2018   | 501,000 | 249,250 |
| 08-Jan-2018 | 2018 | 4 | 2017/18 | 1  | JAN | 8  | 1/8/2018   | 429,000 | 217,350 |
| 09-Jan-2018 | 2018 | 4 | 2017/18 | 1  | JAN | 9  | 1/9/2018   | 456,000 | 211,930 |
| 10-Jan-2018 | 2018 | 4 | 2017/18 | 1  | JAN | 10 | 1/10/2018  | 463,000 | 204,183 |
| 11-Jan-2018 | 2018 | 4 | 2017/18 | 1  | JAN | 11 | 1/11/2018  | 474,000 | 211,770 |
| 12-Jan-2018 | 2018 | 4 | 2017/18 | 1  | JAN | 12 | 1/12/2018  | 480,000 | 211,680 |
| 13-Jan-2018 | 2018 | 4 | 2017/18 | 1  | JAN | 13 | 1/13/2018  | 528,000 | 232,848 |
| 14-Jan-2018 | 2018 | 4 | 2017/18 | 1  | JAN | 14 | 1/14/2018  | 562,000 | 247,842 |
| 15-Jan-2018 | 2018 | 4 | 2017/18 | 1  | JAN | 15 | 1/15/2018  | 522,000 | 236,550 |
| 16-Jan-2018 | 2018 | 4 | 2017/18 | 1  | JAN | 16 | 1/16/2018  | 490,000 | 225,810 |
| 17-Jan-2018 | 2018 | 4 | 2017/18 | 1  | JAN | 17 | 1/17/2018  | 446,000 | 221,650 |
| 18-Jan-2018 | 2018 | 4 | 2017/18 | 1  | JAN | 18 | 1/18/2018  | 436,000 | 213,640 |
| 19-Jan-2018 | 2018 | 4 | 2017/18 | 1  | JAN | 19 | 1/19/2018  | 451,000 | 229,620 |
| 20-Jan-2018 | 2018 | 4 | 2017/18 | 1  | JAN | 20 | 1/20/2018  | 469,000 | 206,829 |
| 21-Jan-2018 | 2018 | 4 | 2017/18 | 1  | JAN | 21 | 1/21/2018  | 488,000 | 215,208 |
| 22-Jan-2018 | 2018 | 4 | 2017/18 | 1  | JAN | 22 | 1/22/2018  | 488,000 | 215,208 |
| 23-Jan-2018 | 2018 | 4 | 2017/18 | 1  | JAN | 23 | 1/23/2018  | 516,000 | 227,556 |
| 24-Jan-2018 | 2018 | 4 | 2017/18 | 1  | JAN | 24 | 1/24/2018  | 476,000 | 209,916 |
| 25-Jan-2018 | 2018 | 4 | 2017/18 | 1  | JAN | 25 | 1/25/2018  | 499,000 | 220,059 |
| 26-Jan-2018 | 2018 | 4 | 2017/18 | 1  | JAN | 26 | 1/26/2018  | 524,000 | 231,084 |
| 27-Jan-2018 | 2018 | 4 | 2017/18 | 1  | JAN | 27 | 1/27/2018  | 567,000 | 250,047 |
| 28-Jan-2018 | 2018 | 4 | 2017/18 | 1  | JAN | 28 | 1/28/2018  | 581,000 | 256,221 |
| 29-Jan-2018 | 2018 | 4 | 2017/18 | 1  | JAN | 29 | 1/29/2018  | 552,000 | 243,432 |



|             |      |   |         |   |     |    |           |         |         |
|-------------|------|---|---------|---|-----|----|-----------|---------|---------|
| 30-Jan-2018 | 2018 | 4 | 2017/18 | 1 | JAN | 30 | 1/30/2018 | 515,000 | 227,115 |
| 31-Jan-2018 | 2018 | 4 | 2017/18 | 1 | JAN | 31 | 1/31/2018 | 496,000 | 218,736 |
| 01-Feb-2018 | 2018 | 5 | 2017/18 | 2 | FEB | 1  | 2/1/2018  | 526,000 | 216,250 |
| 02-Feb-2018 | 2018 | 5 | 2017/18 | 2 | FEB | 2  | 2/2/2018  | 535,000 | 241,720 |
| 03-Feb-2018 | 2018 | 5 | 2017/18 | 2 | FEB | 3  | 2/3/2018  | 566,000 | 254,350 |
| 04-Feb-2018 | 2018 | 5 | 2017/18 | 2 | FEB | 4  | 2/4/2018  | 582,000 | 260,740 |
| 05-Feb-2018 | 2018 | 5 | 2017/18 | 2 | FEB | 5  | 2/5/2018  | 566,000 | 247,590 |
| 06-Feb-2018 | 2018 | 5 | 2017/18 | 2 | FEB | 6  | 2/6/2018  | 537,000 | 230,130 |
| 07-Feb-2018 | 2018 | 5 | 2017/18 | 2 | FEB | 7  | 2/7/2018  | 477,000 |         |
| 08-Feb-2018 | 2018 | 5 | 2017/18 | 2 | FEB | 8  | 2/8/2018  | 483,000 |         |
| 09-Feb-2018 | 2018 | 5 | 2017/18 | 2 | FEB | 9  | 2/9/2018  | 428,000 |         |
| 10-Feb-2018 | 2018 | 5 | 2017/18 | 2 | FEB | 10 | 2/10/2018 | 618,000 |         |
| 11-Feb-2018 | 2018 | 5 | 2017/18 | 2 | FEB | 11 | 2/11/2018 | 604,000 |         |
| 12-Feb-2018 | 2018 | 5 | 2017/18 | 2 | FEB | 12 | 2/12/2018 | 570,000 |         |
| 13-Feb-2018 | 2018 | 5 | 2017/18 | 2 | FEB | 13 | 2/13/2018 | 517,000 |         |
| 14-Feb-2018 | 2018 | 5 | 2017/18 | 2 | FEB | 14 | 2/14/2018 | 507,000 |         |
| 15-Feb-2018 | 2018 | 5 | 2017/18 | 2 | FEB | 15 | 2/15/2018 | 518,000 |         |
| 16-Feb-2018 | 2018 | 5 | 2017/18 | 2 | FEB | 16 | 2/16/2018 | 584,000 |         |
| 17-Feb-2018 | 2018 | 5 | 2017/18 | 2 | FEB | 17 | 2/17/2018 | 571,000 |         |
| 18-Feb-2018 | 2018 | 5 | 2017/18 | 2 | FEB | 18 | 2/18/2018 | 620,000 |         |
| 19-Feb-2018 | 2018 | 5 | 2017/18 | 2 | FEB | 19 | 2/19/2018 | 621,000 |         |
| 20-Feb-2018 | 2018 | 5 | 2017/18 | 2 | FEB | 20 | 2/20/2018 | 573,000 |         |
| 21-Feb-2018 | 2018 | 5 | 2017/18 | 2 | FEB | 21 | 2/21/2018 | 574,000 |         |
| 22-Feb-2018 | 2018 | 5 | 2017/18 | 2 | FEB | 22 | 2/22/2018 | 595,000 |         |
| 23-Feb-2018 | 2018 | 5 | 2017/18 | 2 | FEB | 23 | 2/23/2018 | 593,000 |         |
| 24-Feb-2018 | 2018 | 5 | 2017/18 | 2 | FEB | 24 | 2/24/2018 | 627,000 |         |
| 25-Feb-2018 | 2018 | 5 | 2017/18 | 2 | FEB | 25 | 2/25/2018 | 622,000 |         |
| 26-Feb-2018 | 2018 | 5 | 2017/18 | 2 | FEB | 26 | 2/26/2018 | 600,000 |         |
| 27-Feb-2018 | 2018 | 5 | 2017/18 | 2 | FEB | 27 | 2/27/2018 | 582,000 |         |
| 28-Feb-2018 | 2018 | 5 | 2017/18 | 2 | FEB | 28 | 2/28/2018 | 573,000 |         |
| 01-Mar-2018 | 2018 | 6 | 2017/18 | 3 | MAR | 1  | 3/1/2018  | 570,000 | 247,610 |
| 02-Mar-2018 | 2018 | 6 | 2017/18 | 3 | MAR | 2  | 3/2/2018  | 577,000 | 261,300 |
| 03-Mar-2018 | 2018 | 6 | 2017/18 | 3 | MAR | 3  | 3/3/2018  | 607,000 | 270,050 |
| 04-Mar-2018 | 2018 | 6 | 2017/18 | 3 | MAR | 4  | 3/4/2018  | 615,000 | 260,240 |
| 05-Mar-2018 | 2018 | 6 | 2017/18 | 3 | MAR | 5  | 3/5/2018  | 581,000 | 248,770 |
| 06-Mar-2018 | 2018 | 6 | 2017/18 | 3 | MAR | 6  | 3/6/2018  | 572,000 | 236,690 |
| 07-Mar-2018 | 2018 | 6 | 2017/18 | 3 | MAR | 7  | 3/7/2018  | 521,000 | 228,600 |
| 08-Mar-2018 | 2018 | 6 | 2017/18 | 3 | MAR | 8  | 3/8/2018  | 527,000 | 226,920 |
| 09-Mar-2018 | 2018 | 6 | 2017/18 | 3 | MAR | 9  | 3/9/2018  | 533,000 | 252,670 |
| 10-Mar-2018 | 2018 | 6 | 2017/18 | 3 | MAR | 10 | 3/10/2018 | 592,000 | 284,200 |
| 11-Mar-2018 | 2018 | 6 | 2017/18 | 3 | MAR | 11 | 3/11/2018 | 647,000 | 270,920 |
| 12-Mar-2018 | 2018 | 6 | 2017/18 | 3 | MAR | 12 | 3/12/2018 | 632,000 | 277,190 |
| 13-Mar-2018 | 2018 | 6 | 2017/18 | 3 | MAR | 13 | 3/13/2018 | 689,000 | 267,490 |
| 14-Mar-2018 | 2018 | 6 | 2017/18 | 3 | MAR | 14 | 3/14/2018 | 633,000 | 268,770 |
| 15-Mar-2018 | 2018 | 6 | 2017/18 | 3 | MAR | 15 | 3/15/2018 | 643,000 | 275,520 |
| 16-Mar-2018 | 2018 | 6 | 2017/18 | 3 | MAR | 16 | 3/16/2018 | 643,000 | 273,470 |
| 17-Mar-2018 | 2018 | 6 | 2017/18 | 3 | MAR | 17 | 3/17/2018 | 639,000 | 265,240 |
| 18-Mar-2018 | 2018 | 6 | 2017/18 | 3 | MAR | 18 | 3/18/2018 | 605,000 | 244,570 |
| 19-Mar-2018 | 2018 | 6 | 2017/18 | 3 | MAR | 19 | 3/19/2018 | 575,000 | 226,290 |
| 20-Mar-2018 | 2018 | 6 | 2017/18 | 3 | MAR | 20 | 3/20/2018 | 549,000 | 214,540 |
| 21-Mar-2018 | 2018 | 6 | 2017/18 | 3 | MAR | 21 | 3/21/2018 | 532,000 | 213,060 |
| 22-Mar-2018 | 2018 | 6 | 2017/18 | 3 | MAR | 22 | 3/22/2018 | 554,000 | 219,800 |
| 23-Mar-2018 | 2018 | 6 | 2017/18 | 3 | MAR | 23 | 3/23/2018 | 604,000 | 246,330 |
| 24-Mar-2018 | 2018 | 6 | 2017/18 | 3 | MAR | 24 | 3/24/2018 | 635,000 | 255,440 |
| 25-Mar-2018 | 2018 | 6 | 2017/18 | 3 | MAR | 25 | 3/25/2018 | 625,000 | 256,900 |
| 26-Mar-2018 | 2018 | 6 | 2017/18 | 3 | MAR | 26 | 3/26/2018 | 618,000 | 271,410 |
| 27-Mar-2018 | 2018 | 6 | 2017/18 | 3 | MAR | 27 | 3/27/2018 | 627,000 | 268,640 |
| 28-Mar-2018 | 2018 | 6 | 2017/18 | 3 | MAR | 28 | 3/28/2018 | 624,000 | 264,310 |
| 29-Mar-2018 | 2018 | 6 | 2017/18 | 3 | MAR | 29 | 3/29/2018 | 599,000 | 286,080 |
| 30-Mar-2018 | 2018 | 6 | 2017/18 | 3 | MAR | 30 | 3/30/2018 | 673,000 | 265,950 |
| 31-Mar-2018 | 2018 | 6 | 2017/18 | 3 | MAR | 31 | 3/31/2018 | 663,000 | 273,660 |
| 01-Apr-2018 | 2018 | 7 | 2017/18 | 4 | APR | 1  | 4/1/2018  | 597,000 |         |
| 02-Apr-2018 | 2018 | 7 | 2017/18 | 4 | APR | 2  | 4/2/2018  | 585,000 | 228,320 |
| 03-Apr-2018 | 2018 | 7 | 2017/18 | 4 | APR | 3  | 4/3/2018  | 553,000 |         |
| 04-Apr-2018 | 2018 | 7 | 2017/18 | 4 | APR | 4  | 4/4/2018  | 553,000 | 217,160 |
| 05-Apr-2018 | 2018 | 7 | 2017/18 | 4 | APR | 5  | 4/5/2018  | 541,000 | 217,880 |
| 06-Apr-2018 | 2018 | 7 | 2017/18 | 4 | APR | 6  | 4/6/2018  | 548,000 | 216,060 |
| 07-Apr-2018 | 2018 | 7 | 2017/18 | 4 | APR | 7  | 4/7/2018  | 580,000 | 226,740 |
| 08-Apr-2018 | 2018 | 7 | 2017/18 | 4 | APR | 8  | 4/8/2018  | 556,000 | 196,830 |
| 09-Apr-2018 | 2018 | 7 | 2017/18 | 4 | APR | 9  | 4/9/2018  | 522,000 | 171,070 |
| 10-Apr-2018 | 2018 | 7 | 2017/18 | 4 | APR | 10 | 4/10/2018 | 484,000 | 168,410 |
| 11-Apr-2018 | 2018 | 7 | 2017/18 | 4 | APR | 11 | 4/11/2018 | 506,000 | 176,150 |
| 12-Apr-2018 | 2018 | 7 | 2017/18 | 4 | APR | 12 | 4/12/2018 | 503,000 | 173,060 |
| 13-Apr-2018 | 2018 | 7 | 2017/18 | 4 | APR | 13 | 4/13/2018 | 480,000 | 176,060 |
| 14-Apr-2018 | 2018 | 7 | 2017/18 | 4 | APR | 14 | 4/14/2018 | 559,000 | 186,770 |
| 15-Apr-2018 | 2018 | 7 | 2017/18 | 4 | APR | 15 | 4/15/2018 | 520,000 | 181,230 |
| 16-Apr-2018 | 2018 | 7 | 2017/18 | 4 | APR | 16 | 4/16/2018 | 624,000 | 176,180 |
| 17-Apr-2018 | 2018 | 7 | 2017/18 | 4 | APR | 17 | 4/17/2018 | 610,000 | 175,920 |
| 18-Apr-2018 | 2018 | 7 | 2017/18 | 4 | APR | 18 | 4/18/2018 | 552,000 | 164,280 |

|             |      |    |         |   |     |    |           |         |         |
|-------------|------|----|---------|---|-----|----|-----------|---------|---------|
| 19-Apr-2018 | 2018 | 7  | 2017/18 | 4 | APR | 19 | 4/19/2018 | 614,000 | 181,490 |
| 20-Apr-2018 | 2018 | 7  | 2017/18 | 4 | APR | 20 | 4/20/2018 | 618,000 | 224,070 |
| 21-Apr-2018 | 2018 | 7  | 2017/18 | 4 | APR | 21 | 4/21/2018 | 720,000 | 198,840 |
| 22-Apr-2018 | 2018 | 7  | 2017/18 | 4 | APR | 22 | 4/22/2018 | 883,000 | 282,180 |
| 23-Apr-2018 | 2018 | 7  | 2017/18 | 4 | APR | 23 | 4/23/2018 | 892,000 |         |
| 24-Apr-2018 | 2018 | 7  | 2017/18 | 4 | APR | 24 | 4/24/2018 | 712,000 |         |
| 25-Apr-2018 | 2018 | 7  | 2017/18 | 4 | APR | 25 | 4/25/2018 | 700,000 |         |
| 26-Apr-2018 | 2018 | 7  | 2017/18 | 4 | APR | 26 | 4/26/2018 | 668,000 |         |
| 27-Apr-2018 | 2018 | 7  | 2017/18 | 4 | APR | 27 | 4/27/2018 | 707,000 | 232,120 |
| 28-Apr-2018 | 2018 | 7  | 2017/18 | 4 | APR | 28 | 4/28/2018 | 744,000 | 281,230 |
| 29-Apr-2018 | 2018 | 7  | 2017/18 | 4 | APR | 29 | 4/29/2018 | 847,000 | 283,600 |
| 30-Apr-2018 | 2018 | 7  | 2017/18 | 4 | APR | 30 | 4/30/2018 | 781,000 | 243,500 |
| 01-May-2018 | 2018 | 8  | 2017/18 | 5 | MAY | 1  | 5/1/2018  | 748,000 | 218,130 |
| 02-May-2018 | 2018 | 8  | 2017/18 | 5 | MAY | 2  | 5/2/2018  | 695,000 | 221,650 |
| 03-May-2018 | 2018 | 8  | 2017/18 | 5 | MAY | 3  | 5/3/2018  | 688,000 | 235,390 |
| 04-May-2018 | 2018 | 8  | 2017/18 | 5 | MAY | 4  | 5/4/2018  | 699,000 | 244,650 |
| 05-May-2018 | 2018 | 8  | 2017/18 | 5 | MAY | 5  | 5/5/2018  | 724,000 | 246,160 |
| 06-May-2018 | 2018 | 8  | 2017/18 | 5 | MAY | 6  | 5/6/2018  | 731,000 | 277,780 |
| 07-May-2018 | 2018 | 8  | 2017/18 | 5 | MAY | 7  | 5/7/2018  | 756,000 | 302,400 |
| 08-May-2018 | 2018 | 8  | 2017/18 | 5 | MAY | 8  | 5/8/2018  | 816,000 | 321,890 |
| 09-May-2018 | 2018 | 8  | 2017/18 | 5 | MAY | 9  | 5/9/2018  | 753,000 | 315,670 |
| 10-May-2018 | 2018 | 8  | 2017/18 | 5 | MAY | 10 | 5/10/2018 | 747,000 | 313,730 |
| 11-May-2018 | 2018 | 8  | 2017/18 | 5 | MAY | 11 | 5/11/2018 | 761,000 | 267,030 |
| 12-May-2018 | 2018 | 8  | 2017/18 | 5 | MAY | 12 | 5/12/2018 | 615,000 | 212,740 |
| 13-May-2018 | 2018 | 8  | 2017/18 | 5 | MAY | 13 | 5/13/2018 | 576,000 | 190,650 |
| 14-May-2018 | 2018 | 8  | 2017/18 | 5 | MAY | 14 | 5/14/2018 | 530,000 | 180,240 |
| 15-May-2018 | 2018 | 8  | 2017/18 | 5 | MAY | 15 | 5/15/2018 | 501,000 | 179,410 |
| 16-May-2018 | 2018 | 8  | 2017/18 | 5 | MAY | 16 | 5/16/2018 | 494,000 | 180,560 |
| 17-May-2018 | 2018 | 8  | 2017/18 | 5 | MAY | 17 | 5/17/2018 | 530,000 | 232,360 |
| 18-May-2018 | 2018 | 8  | 2017/18 | 5 | MAY | 18 | 5/18/2018 | 566,000 | 202,360 |
| 19-May-2018 | 2018 | 8  | 2017/18 | 5 | MAY | 19 | 5/19/2018 | 483,000 | 151,680 |
| 20-May-2018 | 2018 | 8  | 2017/18 | 5 | MAY | 20 | 5/20/2018 | 455,000 | 149,430 |
| 21-May-2018 | 2018 | 8  | 2017/18 | 5 | MAY | 21 | 5/21/2018 | 449,000 | 148,400 |
| 22-May-2018 | 2018 | 8  | 2017/18 | 5 | MAY | 22 | 5/22/2018 | 457,000 | 149,220 |
| 23-May-2018 | 2018 | 8  | 2017/18 | 5 | MAY | 23 | 5/23/2018 | 560,000 | 186,790 |
| 24-May-2018 | 2018 | 8  | 2017/18 | 5 | MAY | 24 | 5/24/2018 | 596,000 | 168,330 |
| 25-May-2018 | 2018 | 8  | 2017/18 | 5 | MAY | 25 | 5/25/2018 | 537,000 | 156,050 |
| 26-May-2018 | 2018 | 8  | 2017/18 | 5 | MAY | 26 | 5/26/2018 | 515,000 | 159,050 |
| 27-May-2018 | 2018 | 8  | 2017/18 | 5 | MAY | 27 | 5/27/2018 | 505,000 | 158,720 |
| 28-May-2018 | 2018 | 8  | 2017/18 | 5 | MAY | 28 | 5/28/2018 | 539,000 | 169,320 |
| 29-May-2018 | 2018 | 8  | 2017/18 | 5 | MAY | 29 | 5/29/2018 | 540,000 | 158,550 |
| 30-May-2018 | 2018 | 8  | 2017/18 | 5 | MAY | 30 | 5/30/2018 | 527,000 | 140,920 |
| 31-May-2018 | 2018 | 8  | 2017/18 | 5 | MAY | 31 | 5/31/2018 | 514,000 | 148,560 |
| 01-Jun-2018 | 2018 | 9  |         | 6 | JUN | 1  | 6/1/2018  | 607,000 | 207,460 |
| 02-Jun-2018 | 2018 | 9  |         | 6 | JUN | 2  | 6/2/2018  | 584,000 | 179,510 |
| 03-Jun-2018 | 2018 | 9  |         | 6 | JUN | 3  | 6/3/2018  | 550,000 | 171,250 |
| 04-Jun-2018 | 2018 | 9  |         | 6 | JUN | 4  | 6/4/2018  | 523,000 | 183,150 |
| 05-Jun-2018 | 2018 | 9  |         | 6 | JUN | 5  | 6/5/2018  | 531,000 | 150,250 |
| 06-Jun-2018 | 2018 | 9  |         | 6 | JUN | 6  | 6/6/2018  | 527,000 | 154,340 |
| 07-Jun-2018 | 2018 | 9  |         | 6 | JUN | 7  | 6/7/2018  | 517,000 | 154,390 |
| 08-Jun-2018 | 2018 | 9  |         | 6 | JUN | 8  | 6/8/2018  | 521,000 | 174,740 |
| 09-Jun-2018 | 2018 | 9  |         | 6 | JUN | 9  | 6/9/2018  | 532,000 | 158,310 |
| 10-Jun-2018 | 2018 | 9  |         | 6 | JUN | 10 | 6/10/2018 | 526,000 | 168,750 |
| 11-Jun-2018 | 2018 | 9  |         | 6 | JUN | 11 | 6/11/2018 | 554,000 | 179,780 |
| 12-Jun-2018 | 2018 | 9  |         | 6 | JUN | 12 | 6/12/2018 | 536,000 | 161,580 |
| 13-Jun-2018 | 2018 | 9  |         | 6 | JUN | 13 | 6/13/2018 | 524,000 |         |
| 14-Jun-2018 | 2018 | 9  |         | 6 | JUN | 14 | 6/14/2018 | 532,000 |         |
| 15-Jun-2018 | 2018 | 9  |         | 6 | JUN | 15 | 6/15/2018 | 542,000 |         |
| 16-Jun-2018 | 2018 | 9  |         | 6 | JUN | 16 | 6/16/2018 | 508,000 |         |
| 17-Jun-2018 | 2018 | 9  |         | 6 | JUN | 17 | 6/17/2018 | 521,000 |         |
| 18-Jun-2018 | 2018 | 9  |         | 6 | JUN | 18 | 6/18/2018 | 565,000 |         |
| 19-Jun-2018 | 2018 | 9  |         | 6 | JUN | 19 | 6/19/2018 | 575,000 |         |
| 20-Jun-2018 | 2018 | 9  |         | 6 | JUN | 20 | 6/20/2018 | 538,000 |         |
| 21-Jun-2018 | 2018 | 9  |         | 6 | JUN | 21 | 6/21/2018 | 575,000 |         |
| 22-Jun-2018 | 2018 | 9  |         | 6 | JUN | 22 | 6/22/2018 | 544,000 |         |
| 23-Jun-2018 | 2018 | 9  |         | 6 | JUN | 23 | 6/23/2018 | 569,000 |         |
| 24-Jun-2018 | 2018 | 9  |         | 6 | JUN | 24 | 6/24/2018 | 565,000 |         |
| 25-Jun-2018 | 2018 | 9  |         | 6 | JUN | 25 | 6/25/2018 | 516,000 |         |
| 26-Jun-2018 | 2018 | 9  |         | 6 | JUN | 26 | 6/26/2018 | 513,000 |         |
| 27-Jun-2018 | 2018 | 9  |         | 6 | JUN | 27 | 6/27/2018 | 486,000 |         |
| 28-Jun-2018 | 2018 | 9  |         | 6 | JUN | 28 | 6/28/2018 | 448,000 |         |
| 29-Jun-2018 | 2018 | 9  |         | 6 | JUN | 29 | 6/29/2018 | 516,000 |         |
| 30-Jun-2018 | 2018 | 9  |         | 6 | JUN | 30 | 6/30/2018 | 511,000 |         |
| 01-Jul-2018 | 2018 | 10 |         | 7 | JUL | 1  | 7/1/2018  | 560,000 |         |
| 02-Jul-2018 | 2018 | 10 |         | 7 | JUL | 2  | 7/2/2018  | 550,000 |         |
| 03-Jul-2018 | 2018 | 10 |         | 7 | JUL | 3  | 7/3/2018  | 563,000 |         |
| 04-Jul-2018 | 2018 | 10 |         | 7 | JUL | 4  | 7/4/2018  | 581,000 |         |
| 05-Jul-2018 | 2018 | 10 |         | 7 | JUL | 5  | 7/5/2018  | 575,000 |         |
| 06-Jul-2018 | 2018 | 10 |         | 7 | JUL | 6  | 7/6/2018  | 573,000 |         |

|             |      |    |   |     |    |           |         |         |
|-------------|------|----|---|-----|----|-----------|---------|---------|
| 07-Jul-2018 | 2018 | 10 | 7 | JUL | 7  | 7/7/2018  | 557,000 |         |
| 08-Jul-2018 | 2018 | 10 | 7 | JUL | 8  | 7/8/2018  | 535,000 |         |
| 09-Jul-2018 | 2018 | 10 | 7 | JUL | 9  | 7/9/2018  | 506,000 |         |
| 10-Jul-2018 | 2018 | 10 | 7 | JUL | 10 | 7/10/2018 | 494,000 |         |
| 11-Jul-2018 | 2018 | 10 | 7 | JUL | 11 | 7/11/2018 | 498,000 |         |
| 12-Jul-2018 | 2018 | 10 | 7 | JUL | 12 | 7/12/2018 | 494,000 |         |
| 13-Jul-2018 | 2018 | 10 | 7 | JUL | 13 | 7/13/2018 | 489,000 |         |
| 14-Jul-2018 | 2018 | 10 | 7 | JUL | 14 | 7/14/2018 | 465,000 |         |
| 15-Jul-2018 | 2018 | 10 | 7 | JUL | 15 | 7/15/2018 | 449,000 |         |
| 16-Jul-2018 | 2018 | 10 | 7 | JUL | 16 | 7/16/2018 | 442,000 |         |
| 17-Jul-2018 | 2018 | 10 | 7 | JUL | 17 | 7/17/2018 | 450,000 |         |
| 18-Jul-2018 | 2018 | 10 | 7 | JUL | 18 | 7/18/2018 | 389,000 |         |
| 19-Jul-2018 | 2018 | 10 | 7 | JUL | 19 | 7/19/2018 | 428,000 |         |
| 20-Jul-2018 | 2018 | 10 | 7 | JUL | 20 | 7/20/2018 | 489,000 |         |
| 21-Jul-2018 | 2018 | 10 | 7 | JUL | 21 | 7/21/2018 | 505,000 |         |
| 22-Jul-2018 | 2018 | 10 | 7 | JUL | 22 | 7/22/2018 | 510,000 |         |
| 23-Jul-2018 | 2018 | 10 | 7 | JUL | 23 | 7/23/2018 | 471,000 |         |
| 24-Jul-2018 | 2018 | 10 | 7 | JUL | 24 | 7/24/2018 | 467,000 |         |
| 25-Jul-2018 | 2018 | 10 | 7 | JUL | 25 | 7/25/2018 | 463,000 |         |
| 26-Jul-2018 | 2018 | 10 | 7 | JUL | 26 | 7/26/2018 | 492,000 |         |
| 27-Jul-2018 | 2018 | 10 | 7 | JUL | 27 | 7/27/2018 | 494,000 |         |
| 28-Jul-2018 | 2018 | 10 | 7 | JUL | 28 | 7/28/2018 | 486,000 |         |
| 29-Jul-2018 | 2018 | 10 | 7 | JUL | 29 | 7/29/2018 | 497,000 |         |
| 30-Jul-2018 | 2018 | 10 | 7 | JUL | 30 | 7/30/2018 | 477,000 |         |
| 31-Jul-2018 | 2018 | 10 | 7 | JUL | 31 | 7/31/2018 | 459,000 |         |
| 01-Aug-2018 | 2018 | 11 | 8 | AUG | 1  | 8/1/2018  | 447,000 | 188,920 |
| 02-Aug-2018 | 2018 | 11 | 8 | AUG | 2  | 8/2/2018  | 457,000 | 176,210 |
| 03-Aug-2018 | 2018 | 11 | 8 | AUG | 3  | 8/3/2018  | 446,000 | 187,880 |
| 04-Aug-2018 | 2018 | 11 | 8 | AUG | 4  | 8/4/2018  | 452,000 | 185,380 |
| 05-Aug-2018 | 2018 | 11 | 8 | AUG | 5  | 8/5/2018  | 455,000 | 179,000 |
| 06-Aug-2018 | 2018 | 11 | 8 | AUG | 6  | 8/6/2018  | 451,000 | 171,020 |
| 07-Aug-2018 | 2018 | 11 | 8 | AUG | 7  | 8/7/2018  | 450,000 | 174,140 |
| 08-Aug-2018 | 2018 | 11 | 8 | AUG | 8  | 8/8/2018  | 444,000 | 175,240 |
| 09-Aug-2018 | 2018 | 11 | 8 | AUG | 9  | 8/9/2018  | 409,000 |         |
| 10-Aug-2018 | 2018 | 11 | 8 | AUG | 10 | 8/10/2018 | 393,000 |         |
| 11-Aug-2018 | 2018 | 11 | 8 | AUG | 11 | 8/11/2018 | 406,000 |         |
| 12-Aug-2018 | 2018 | 11 | 8 | AUG | 12 | 8/12/2018 | 431,000 |         |
| 13-Aug-2018 | 2018 | 11 | 8 | AUG | 13 | 8/13/2018 | 421,000 |         |
| 14-Aug-2018 | 2018 | 11 | 8 | AUG | 14 | 8/14/2018 | 394,000 |         |
| 15-Aug-2018 | 2018 | 11 | 8 | AUG | 15 | 8/15/2018 | 375,000 |         |
| 16-Aug-2018 | 2018 | 11 | 8 | AUG | 16 | 8/16/2018 | 363,000 |         |
| 17-Aug-2018 | 2018 | 11 | 8 | AUG | 17 | 8/17/2018 | 411,000 | 156,730 |
| 18-Aug-2018 | 2018 | 11 | 8 | AUG | 18 | 8/18/2018 | 387,000 | 170,650 |
| 19-Aug-2018 | 2018 | 11 | 8 | AUG | 19 | 8/19/2018 | 410,000 | 122,710 |
| 20-Aug-2018 | 2018 | 11 | 8 | AUG | 20 | 8/20/2018 | 380,000 | 143,110 |
| 21-Aug-2018 | 2018 | 11 | 8 | AUG | 21 | 8/21/2018 | 373,000 | 142,580 |
| 22-Aug-2018 | 2018 | 11 | 8 | AUG | 22 | 8/22/2018 | 379,000 | 146,320 |
| 23-Aug-2018 | 2018 | 11 | 8 | AUG | 23 | 8/23/2018 | 375,000 | 151,370 |
| 24-Aug-2018 | 2018 | 11 | 8 | AUG | 24 | 8/24/2018 | 378,000 |         |
| 25-Aug-2018 | 2018 | 11 | 8 | AUG | 25 | 8/25/2018 | 365,000 |         |
| 26-Aug-2018 | 2018 | 11 | 8 | AUG | 26 | 8/26/2018 | 378,000 |         |
| 27-Aug-2018 | 2018 | 11 | 8 | AUG | 27 | 8/27/2018 | 405,000 |         |
| 28-Aug-2018 | 2018 | 11 | 8 | AUG | 28 | 8/28/2018 | 358,000 | 154,130 |
| 29-Aug-2018 | 2018 | 11 | 8 | AUG | 29 | 8/29/2018 | 327,000 | 149,040 |
| 30-Aug-2018 | 2018 | 11 | 8 | AUG | 30 | 8/30/2018 | 287,000 | 148,850 |
| 31-Aug-2018 | 2018 | 11 | 8 | AUG | 31 | 8/31/2018 | 362,000 | 161,130 |
| 01-Sep-2018 | 2018 | 12 | 9 | SEP | 1  | 9/1/2018  | 397,000 | 197,050 |
| 02-Sep-2018 | 2018 | 12 | 9 | SEP | 2  | 9/2/2018  | 419,000 | 194,810 |
| 03-Sep-2018 | 2018 | 12 | 9 | SEP | 3  | 9/3/2018  | 423,000 | 154,490 |
| 04-Sep-2018 | 2018 | 12 | 9 | SEP | 4  | 9/4/2018  | 358,000 | 128,000 |
| 05-Sep-2018 | 2018 | 12 | 9 | SEP | 5  | 9/5/2018  | 288,000 | 128,510 |
| 06-Sep-2018 | 2018 | 12 | 9 | SEP | 6  | 9/6/2018  | 277,000 | 128,600 |
| 07-Sep-2018 | 2018 | 12 | 9 | SEP | 7  | 9/7/2018  | 378,000 | 135,590 |
| 08-Sep-2018 | 2018 | 12 | 9 | SEP | 8  | 9/8/2018  | 346,000 | 118,750 |
| 09-Sep-2018 | 2018 | 12 | 9 | SEP | 9  | 9/9/2018  | 349,000 | 128,060 |
| 10-Sep-2018 | 2018 | 12 | 9 | SEP | 10 | 9/10/2018 | 317,000 |         |
| 11-Sep-2018 | 2018 | 12 | 9 | SEP | 11 | 9/11/2018 | 339,000 |         |
| 12-Sep-2018 | 2018 | 12 | 9 | SEP | 12 | 9/12/2018 | 336,000 |         |
| 13-Sep-2018 | 2018 | 12 | 9 | SEP | 13 | 9/13/2018 | 311,000 |         |
| 14-Sep-2018 | 2018 | 12 | 9 | SEP | 14 | 9/14/2018 | 271,000 |         |
| 15-Sep-2018 | 2018 | 12 | 9 | SEP | 15 | 9/15/2018 | 300,333 |         |
| 16-Sep-2018 | 2018 | 12 | 9 | SEP | 16 | 9/16/2018 | 300,333 |         |
| 17-Sep-2018 | 2018 | 12 | 9 | SEP | 17 | 9/17/2018 | 300,333 |         |
| 18-Sep-2018 | 2018 | 12 | 9 | SEP | 18 | 9/18/2018 | 300,333 |         |
| 19-Sep-2018 | 2018 | 12 | 9 | SEP | 19 | 9/19/2018 | 283,000 |         |
| 20-Sep-2018 | 2018 | 12 | 9 | SEP | 20 | 9/20/2018 | 362,000 |         |
| 21-Sep-2018 | 2018 | 12 | 9 | SEP | 21 | 9/21/2018 | 331,000 |         |
| 22-Sep-2018 | 2018 | 12 | 9 | SEP | 22 | 9/22/2018 | 291,000 |         |
| 23-Sep-2018 | 2018 | 12 | 9 | SEP | 23 | 9/23/2018 | 292,000 |         |

|             |      |    |         |    |     |    |            |         |         |
|-------------|------|----|---------|----|-----|----|------------|---------|---------|
| 24-Sep-2018 | 2018 | 12 |         | 9  | SEP | 24 | 9/24/2018  | 303,000 |         |
| 25-Sep-2018 | 2018 | 12 |         | 9  | SEP | 25 | 9/25/2018  | 288,000 |         |
| 26-Sep-2018 | 2018 | 12 |         | 9  | SEP | 26 | 9/26/2018  | 337,000 | 125,070 |
| 27-Sep-2018 | 2018 | 12 |         | 9  | SEP | 27 | 9/27/2018  | 336,000 | 121,390 |
| 28-Sep-2018 | 2018 | 12 |         | 9  | SEP | 28 | 9/28/2018  | 345,000 | 116,600 |
| 29-Sep-2018 | 2018 | 12 |         | 9  | SEP | 29 | 9/29/2018  | 306,000 | 110,980 |
| 30-Sep-2018 | 2018 | 12 |         | 9  | SEP | 30 | 9/30/2018  | 324,000 | 105,370 |
| 01-Oct-2018 | 2018 | 1  | 2018/19 | 10 | OCT | 1  | 10/1/2018  | 337,000 | 115,390 |
| 02-Oct-2018 | 2018 | 1  | 2018/19 | 10 | OCT | 2  | 10/2/2018  | 266,000 | 89,850  |
| 03-Oct-2018 | 2018 | 1  | 2018/19 | 10 | OCT | 3  | 10/3/2018  | 237,000 | 84,430  |
| 04-Oct-2018 | 2018 | 1  | 2018/19 | 10 | OCT | 4  | 10/4/2018  | 253,000 | 100,650 |
| 05-Oct-2018 | 2018 | 1  | 2018/19 | 10 | OCT | 5  | 10/5/2018  | 282,000 | 107,900 |
| 06-Oct-2018 | 2018 | 1  | 2018/19 | 10 | OCT | 6  | 10/6/2018  | 238,000 | 103,710 |
| 07-Oct-2018 | 2018 | 1  | 2018/19 | 10 | OCT | 7  | 10/7/2018  | 244,000 | 116,730 |
| 08-Oct-2018 | 2018 | 1  | 2018/19 | 10 | OCT | 8  | 10/8/2018  | 249,000 | 107,800 |
| 09-Oct-2018 | 2018 | 1  | 2018/19 | 10 | OCT | 9  | 10/9/2018  | 291,000 |         |
| 10-Oct-2018 | 2018 | 1  | 2018/19 | 10 | OCT | 10 | 10/10/2018 | 299,000 |         |
| 11-Oct-2018 | 2018 | 1  | 2018/19 | 10 | OCT | 11 | 10/11/2018 | 287,000 |         |
| 12-Oct-2018 | 2018 | 1  | 2018/19 | 10 | OCT | 12 | 10/12/2018 | 311,000 | 125,560 |
| 13-Oct-2018 | 2018 | 1  | 2018/19 | 10 | OCT | 13 | 10/13/2018 | 285,000 | 123,560 |
| 14-Oct-2018 | 2018 | 1  | 2018/19 | 10 | OCT | 14 | 10/14/2018 | 304,000 | 125,780 |
| 15-Oct-2018 | 2018 | 1  | 2018/19 | 10 | OCT | 15 | 10/15/2018 | 297,000 | 124,110 |
| 16-Oct-2018 | 2018 | 1  | 2018/19 | 10 | OCT | 16 | 10/16/2018 | 304,000 | 125,240 |
| 17-Oct-2018 | 2018 | 1  | 2018/19 | 10 | OCT | 17 | 10/17/2018 | 285,000 | 120,370 |
| 18-Oct-2018 | 2018 | 1  | 2018/19 | 10 | OCT | 18 | 10/18/2018 | 285,000 | 128,740 |
| 19-Oct-2018 | 2018 | 1  | 2018/19 | 10 | OCT | 19 | 10/19/2018 | 284,000 | 127,550 |
| 20-Oct-2018 | 2018 | 1  | 2018/19 | 10 | OCT | 20 | 10/20/2018 | 232,000 | 132,980 |
| 21-Oct-2018 | 2018 | 1  | 2018/19 | 10 | OCT | 21 | 10/21/2018 | 232,000 | 130,880 |
| 22-Oct-2018 | 2018 | 1  | 2018/19 | 10 | OCT | 22 | 10/22/2018 | 232,000 | 134,290 |
| 23-Oct-2018 | 2018 | 1  | 2018/19 | 10 | OCT | 23 | 10/23/2018 | 239,000 | 112,230 |
| 24-Oct-2018 | 2018 | 1  | 2018/19 | 10 | OCT | 24 | 10/24/2018 | 237,000 | 106,790 |
| 25-Oct-2018 | 2018 | 1  | 2018/19 | 10 | OCT | 25 | 10/25/2018 | 213,000 | 99,930  |
| 26-Oct-2018 | 2018 | 1  | 2018/19 | 10 | OCT | 26 | 10/26/2018 | 233,000 | 81,710  |
| 27-Oct-2018 | 2018 | 1  | 2018/19 | 10 | OCT | 27 | 10/27/2018 | 211,000 | 73,610  |
| 28-Oct-2018 | 2018 | 1  | 2018/19 | 10 | OCT | 28 | 10/28/2018 | 215,000 | 70,430  |
| 29-Oct-2018 | 2018 | 1  | 2018/19 | 10 | OCT | 29 | 10/29/2018 | 258,000 | 72,300  |
| 30-Oct-2018 | 2018 | 1  | 2018/19 | 10 | OCT | 30 | 10/30/2018 | 258,000 | 64,170  |
| 31-Oct-2018 | 2018 | 1  | 2018/19 | 10 | OCT | 31 | 10/31/2018 | 273,000 | 64,630  |
| 01-Nov-2018 | 2018 | 2  | 2018/19 | 11 | NOV | 1  | 11/1/2018  | 269,000 | 63,170  |
| 02-Nov-2018 | 2018 | 2  | 2018/19 | 11 | NOV | 2  | 11/2/2018  | 260,000 | 72,540  |
| 03-Nov-2018 | 2018 | 2  | 2018/19 | 11 | NOV | 3  | 11/3/2018  | 261,000 | 65,870  |
| 04-Nov-2018 | 2018 | 2  | 2018/19 | 11 | NOV | 4  | 11/4/2018  | 279,000 | 89,410  |
| 05-Nov-2018 | 2018 | 2  | 2018/19 | 11 | NOV | 5  | 11/5/2018  | 279,000 | 95,590  |
| 06-Nov-2018 | 2018 | 2  | 2018/19 | 11 | NOV | 6  | 11/6/2018  | 281,000 | 100,190 |
| 07-Nov-2018 | 2018 | 2  | 2018/19 | 11 | NOV | 7  | 11/7/2018  | 204,000 | 98,930  |
| 08-Nov-2018 | 2018 | 2  | 2018/19 | 11 | NOV | 8  | 11/8/2018  | 255,000 | 101,510 |
| 09-Nov-2018 | 2018 | 2  | 2018/19 | 11 | NOV | 9  | 11/9/2018  | 228,000 | 104,180 |
| 10-Nov-2018 | 2018 | 2  | 2018/19 | 11 | NOV | 10 | 11/10/2018 | 225,000 | 91,130  |
| 11-Nov-2018 | 2018 | 2  | 2018/19 | 11 | NOV | 11 | 11/11/2018 | 225,000 | 97,300  |
| 12-Nov-2018 | 2018 | 2  | 2018/19 | 11 | NOV | 12 | 11/12/2018 | 225,000 | 97,770  |
| 13-Nov-2018 | 2018 | 2  | 2018/19 | 11 | NOV | 13 | 11/13/2018 | 235,000 | 95,560  |
| 14-Nov-2018 | 2018 | 2  | 2018/19 | 11 | NOV | 14 | 11/14/2018 | 217,000 | 95,220  |
| 15-Nov-2018 | 2018 | 2  | 2018/19 | 11 | NOV | 15 | 11/15/2018 | 314,000 | 95,850  |
| 16-Nov-2018 | 2018 | 2  | 2018/19 | 11 | NOV | 16 | 11/16/2018 | 268,000 | 98,350  |
| 17-Nov-2018 | 2018 | 2  | 2018/19 | 11 | NOV | 17 | 11/17/2018 | 213,000 | 115,860 |
| 18-Nov-2018 | 2018 | 2  | 2018/19 | 11 | NOV | 18 | 11/18/2018 | 214,000 | 97,370  |
| 19-Nov-2018 | 2018 | 2  | 2018/19 | 11 | NOV | 19 | 11/19/2018 | 196,000 | 94,520  |
| 20-Nov-2018 | 2018 | 2  | 2018/19 | 11 | NOV | 20 | 11/20/2018 | 212,000 | 84,670  |
| 21-Nov-2018 | 2018 | 2  | 2018/19 | 11 | NOV | 21 | 11/21/2018 | 240,000 | 81,220  |
| 22-Nov-2018 | 2018 | 2  | 2018/19 | 11 | NOV | 22 | 11/22/2018 | 306,000 | 103,440 |
| 23-Nov-2018 | 2018 | 2  | 2018/19 | 11 | NOV | 23 | 11/23/2018 | 306,000 | 102,180 |
| 24-Nov-2018 | 2018 | 2  | 2018/19 | 11 | NOV | 24 | 11/24/2018 | 306,000 | 107,880 |
| 25-Nov-2018 | 2018 | 2  | 2018/19 | 11 | NOV | 25 | 11/25/2018 | 306,000 | 107,250 |
| 26-Nov-2018 | 2018 | 2  | 2018/19 | 11 | NOV | 26 | 11/26/2018 | 306,000 | 98,480  |
| 27-Nov-2018 | 2018 | 2  | 2018/19 | 11 | NOV | 27 | 11/27/2018 | 288,000 | 101,660 |
| 28-Nov-2018 | 2018 | 2  | 2018/19 | 11 | NOV | 28 | 11/28/2018 | 288,000 | 107,730 |
| 29-Nov-2018 | 2018 | 2  | 2018/19 | 11 | NOV | 29 | 11/29/2018 | 244,000 | 99,070  |
| 30-Nov-2018 | 2018 | 2  | 2018/19 | 11 | NOV | 30 | 11/30/2018 | 228,000 | 106,430 |
| 01-Dec-2018 | 2018 | 3  | 2018/19 | 12 | DEC | 1  | 12/1/2018  | 238,000 | 101,710 |
| 02-Dec-2018 | 2018 | 3  | 2018/19 | 12 | DEC | 2  | 12/2/2018  | 239,000 | 102,930 |
| 03-Dec-2018 | 2018 | 3  | 2018/19 | 12 | DEC | 3  | 12/3/2018  | 226,000 | 100,560 |
| 04-Dec-2018 | 2018 | 3  | 2018/19 | 12 | DEC | 4  | 12/4/2018  | 232,000 | 99,870  |
| 05-Dec-2018 | 2018 | 3  | 2018/19 | 12 | DEC | 5  | 12/5/2018  | 228,000 | 124,100 |
| 06-Dec-2018 | 2018 | 3  | 2018/19 | 12 | DEC | 6  | 12/6/2018  | 261,000 | 118,210 |
| 07-Dec-2018 | 2018 | 3  | 2018/19 | 12 | DEC | 7  | 12/7/2018  | 324,000 | 132,120 |
| 08-Dec-2018 | 2018 | 3  | 2018/19 | 12 | DEC | 8  | 12/8/2018  | 328,000 | 118,650 |
| 09-Dec-2018 | 2018 | 3  | 2018/19 | 12 | DEC | 9  | 12/9/2018  | 334,000 | 116,450 |
| 10-Dec-2018 | 2018 | 3  | 2018/19 | 12 | DEC | 10 | 12/10/2018 | 297,000 | 114,920 |
| 11-Dec-2018 | 2018 | 3  | 2018/19 | 12 | DEC | 11 | 12/11/2018 | 258,000 | 125,750 |

|             |      |   |         |    |     |    |            |         |         |
|-------------|------|---|---------|----|-----|----|------------|---------|---------|
| 12-Dec-2018 | 2018 | 3 | 2018/19 | 12 | DEC | 12 | 12/12/2018 | 313,000 | 138,150 |
| 13-Dec-2018 | 2018 | 3 | 2018/19 | 12 | DEC | 13 | 12/13/2018 | 315,000 | 145,890 |
| 14-Dec-2018 | 2018 | 3 | 2018/19 | 12 | DEC | 14 | 12/14/2018 | 336,000 | 167,330 |
| 15-Dec-2018 | 2018 | 3 | 2018/19 | 12 | DEC | 15 | 12/15/2018 | 371,000 | 174,030 |
| 16-Dec-2018 | 2018 | 3 | 2018/19 | 12 | DEC | 16 | 12/16/2018 | 395,000 | 175,590 |
| 17-Dec-2018 | 2018 | 3 | 2018/19 | 12 | DEC | 17 | 12/17/2018 | 367,000 | 153,040 |
| 18-Dec-2018 | 2018 | 3 | 2018/19 | 12 | DEC | 18 | 12/18/2018 | 297,000 | 153,920 |
| 19-Dec-2018 | 2018 | 3 | 2018/19 | 12 | DEC | 19 | 12/19/2018 | 338,000 | 165,950 |
| 20-Dec-2018 | 2018 | 3 | 2018/19 | 12 | DEC | 20 | 12/20/2018 | 341,000 | 177,520 |
| 21-Dec-2018 | 2018 | 3 | 2018/19 | 12 | DEC | 21 | 12/21/2018 | 375,000 | 205,400 |
| 22-Dec-2018 | 2018 | 3 | 2018/19 | 12 | DEC | 22 | 12/22/2018 | 417,000 | 249,480 |
| 23-Dec-2018 | 2018 | 3 | 2018/19 | 12 | DEC | 23 | 12/23/2018 | 493,000 | 276,490 |
| 24-Dec-2018 | 2018 | 3 | 2018/19 | 12 | DEC | 24 | 12/24/2018 | 495,000 | 261,670 |
| 25-Dec-2018 | 2018 | 3 | 2018/19 | 12 | DEC | 25 | 12/25/2018 | 499,000 | 264,460 |
| 26-Dec-2018 | 2018 | 3 | 2018/19 | 12 | DEC | 26 | 12/26/2018 | 523,000 | 274,160 |
| 27-Dec-2018 | 2018 | 3 | 2018/19 | 12 | DEC | 27 | 12/27/2018 | 590,000 | 302,760 |
| 28-Dec-2018 | 2018 | 3 | 2018/19 | 12 | DEC | 28 | 12/28/2018 | 629,000 | 326,970 |
| 29-Dec-2018 | 2018 | 3 | 2018/19 | 12 | DEC | 29 | 12/29/2018 | 633,000 | 340,590 |
| 30-Dec-2018 | 2018 | 3 | 2018/19 | 12 | DEC | 30 | 12/30/2018 | 641,000 | 244,970 |
| 31-Dec-2018 | 2018 | 3 | 2018/19 | 12 | DEC | 31 | 12/31/2018 | 650,000 | 228,260 |
| 01-Jan-2019 | 2019 | 4 | 2018/19 | 1  | JAN | 1  | 1/1/2019   | 649,000 |         |
| 02-Jan-2019 | 2019 | 4 | 2018/19 | 1  | JAN | 2  | 1/2/2019   | 606,000 |         |
| 03-Jan-2019 | 2019 | 4 | 2018/19 | 1  | JAN | 3  | 1/3/2019   | 609,000 |         |
| 04-Jan-2019 | 2019 | 4 | 2018/19 | 1  | JAN | 4  | 1/4/2019   | 572,000 |         |
| 05-Jan-2019 | 2019 | 4 | 2018/19 | 1  | JAN | 5  | 1/5/2019   | 551,000 |         |
| 06-Jan-2019 | 2019 | 4 | 2018/19 | 1  | JAN | 6  | 1/6/2019   | 519,000 |         |
| 07-Jan-2019 | 2019 | 4 | 2018/19 | 1  | JAN | 7  | 1/7/2019   | 476,000 | 212,130 |
| 08-Jan-2019 | 2019 | 4 | 2018/19 | 1  | JAN | 8  | 1/8/2019   | 425,000 | 226,800 |
| 09-Jan-2019 | 2019 | 4 | 2018/19 | 1  | JAN | 9  | 1/9/2019   | 428,000 | 218,160 |
| 10-Jan-2019 | 2019 | 4 | 2018/19 | 1  | JAN | 10 | 1/10/2019  | 446,000 | 211,700 |
| 11-Jan-2019 | 2019 | 4 | 2018/19 | 1  | JAN | 11 | 1/11/2019  | 445,000 | 206,520 |
| 12-Jan-2019 | 2019 | 4 | 2018/19 | 1  | JAN | 12 | 1/12/2019  | 467,000 | 218,110 |
| 13-Jan-2019 | 2019 | 4 | 2018/19 | 1  | JAN | 13 | 1/13/2019  | 478,000 | 205,850 |
| 14-Jan-2019 | 2019 | 4 | 2018/19 | 1  | JAN | 14 | 1/14/2019  | 453,000 | 215,740 |
| 15-Jan-2019 | 2019 | 4 | 2018/19 | 1  | JAN | 15 | 1/15/2019  | 425,000 | 219,950 |
| 16-Jan-2019 | 2019 | 4 | 2018/19 | 1  | JAN | 16 | 1/16/2019  | 422,000 | 218,460 |
| 17-Jan-2019 | 2019 | 4 | 2018/19 | 1  | JAN | 17 | 1/17/2019  | 428,000 | 228,920 |
| 18-Jan-2019 | 2019 | 4 | 2018/19 | 1  | JAN | 18 | 1/18/2019  | 460,000 | 269,020 |
| 19-Jan-2019 | 2019 | 4 | 2018/19 | 1  | JAN | 19 | 1/19/2019  | 515,000 | 307,340 |
| 20-Jan-2019 | 2019 | 4 | 2018/19 | 1  | JAN | 20 | 1/20/2019  | 535,000 | 301,030 |
| 21-Jan-2019 | 2019 | 4 | 2018/19 | 1  | JAN | 21 | 1/21/2019  | 498,000 | 270,840 |
| 22-Jan-2019 | 2019 | 4 | 2018/19 | 1  | JAN | 22 | 1/22/2019  | 462,000 | 262,450 |
| 23-Jan-2019 | 2019 | 4 | 2018/19 | 1  | JAN | 23 | 1/23/2019  | 459,000 | 250,740 |
| 24-Jan-2019 | 2019 | 4 | 2018/19 | 1  | JAN | 24 | 1/24/2019  | 452,000 | 253,880 |
| 25-Jan-2019 | 2019 | 4 | 2018/19 | 1  | JAN | 25 | 1/25/2019  | 475,000 | 264,270 |
| 26-Jan-2019 | 2019 | 4 | 2018/19 | 1  | JAN | 26 | 1/26/2019  | 492,000 | 278,030 |
| 27-Jan-2019 | 2019 | 4 | 2018/19 | 1  | JAN | 27 | 1/27/2019  | 501,000 | 281,970 |
| 28-Jan-2019 | 2019 | 4 | 2018/19 | 1  | JAN | 28 | 1/28/2019  | 466,000 | 264,760 |
| 29-Jan-2019 | 2019 | 4 | 2018/19 | 1  | JAN | 29 | 1/29/2019  | 466,000 | 257,430 |
| 30-Jan-2019 | 2019 | 4 | 2018/19 | 1  | JAN | 30 | 1/30/2019  | 464,000 | 244,950 |
| 31-Jan-2019 | 2019 | 4 | 2018/19 | 1  | JAN | 31 | 1/31/2019  | 458,000 | 256,560 |
| 01-Feb-2019 | 2019 | 5 | 2018/19 | 2  | FEB | 1  | 2/1/2019   | 499,000 | 276,170 |
| 02-Feb-2019 | 2019 | 5 | 2018/19 | 2  | FEB | 2  | 2/2/2019   | 520,000 | 293,190 |
| 03-Feb-2019 | 2019 | 5 | 2018/19 | 2  | FEB | 3  | 2/3/2019   | 527,000 | 298,630 |
| 04-Feb-2019 | 2019 | 5 | 2018/19 | 2  | FEB | 4  | 2/4/2019   | 505,000 | 282,800 |
| 05-Feb-2019 | 2019 | 5 | 2018/19 | 2  | FEB | 5  | 2/5/2019   | 511,000 | 277,270 |
| 06-Feb-2019 | 2019 | 5 | 2018/19 | 2  | FEB | 6  | 2/6/2019   | 482,000 | 275,730 |
| 07-Feb-2019 | 2019 | 5 | 2018/19 | 2  | FEB | 7  | 2/7/2019   | 465,000 | 279,730 |
| 08-Feb-2019 | 2019 | 5 | 2018/19 | 2  | FEB | 8  | 2/8/2019   | 520,000 |         |
| 09-Feb-2019 | 2019 | 5 | 2018/19 | 2  | FEB | 9  | 2/9/2019   | 524,000 |         |
| 10-Feb-2019 | 2019 | 5 | 2018/19 | 2  | FEB | 10 | 2/10/2019  | 549,000 |         |
| 11-Feb-2019 | 2019 | 5 | 2018/19 | 2  | FEB | 11 | 2/11/2019  | 496,000 |         |
| 12-Feb-2019 | 2019 | 5 | 2018/19 | 2  | FEB | 12 | 2/12/2019  | 437,000 |         |
| 13-Feb-2019 | 2019 | 5 | 2018/19 | 2  | FEB | 13 | 2/13/2019  | 486,000 |         |
| 14-Feb-2019 | 2019 | 5 | 2018/19 | 2  | FEB | 14 | 2/14/2019  | 438,000 |         |
| 15-Feb-2019 | 2019 | 5 | 2018/19 | 2  | FEB | 15 | 2/15/2019  | 486,000 |         |
| 16-Feb-2019 | 2019 | 5 | 2018/19 | 2  | FEB | 16 | 2/16/2019  | 517,000 |         |
| 17-Feb-2019 | 2019 | 5 | 2018/19 | 2  | FEB | 17 | 2/17/2019  | 545,000 |         |
| 18-Feb-2019 | 2019 | 5 | 2018/19 | 2  | FEB | 18 | 2/18/2019  | 548,000 |         |
| 19-Feb-2019 | 2019 | 5 | 2018/19 | 2  | FEB | 19 | 2/19/2019  | 522,000 |         |
| 20-Feb-2019 | 2019 | 5 | 2018/19 | 2  | FEB | 20 | 2/20/2019  | 496,000 |         |
| 21-Feb-2019 | 2019 | 5 | 2018/19 | 2  | FEB | 21 | 2/21/2019  | 511,000 |         |
| 22-Feb-2019 | 2019 | 5 | 2018/19 | 2  | FEB | 22 | 2/22/2019  | 507,000 |         |
| 23-Feb-2019 | 2019 | 5 | 2018/19 | 2  | FEB | 23 | 2/23/2019  | 547,000 |         |
| 24-Feb-2019 | 2019 | 5 | 2018/19 | 2  | FEB | 24 | 2/24/2019  | 522,000 |         |
| 25-Feb-2019 | 2019 | 5 | 2018/19 | 2  | FEB | 25 | 2/25/2019  | 476,000 |         |
| 26-Feb-2019 | 2019 | 5 | 2018/19 | 2  | FEB | 26 | 2/26/2019  | 485,000 |         |
| 27-Feb-2019 | 2019 | 5 | 2018/19 | 2  | FEB | 27 | 2/27/2019  | 493,000 |         |
| 28-Feb-2019 | 2019 | 5 | 2018/19 | 2  | FEB | 28 | 2/28/2019  | 508,000 |         |

|             |      |   |         |   |     |    |           |         |         |
|-------------|------|---|---------|---|-----|----|-----------|---------|---------|
| 01-Mar-2019 | 2019 | 6 | 2018/19 | 3 | MAR | 1  | 3/1/2019  | 519,000 | 279,200 |
| 02-Mar-2019 | 2019 | 6 | 2018/19 | 3 | MAR | 2  | 3/2/2019  | 550,000 | 297,720 |
| 03-Mar-2019 | 2019 | 6 | 2018/19 | 3 | MAR | 3  | 3/3/2019  | 548,000 | 287,890 |
| 04-Mar-2019 | 2019 | 6 | 2018/19 | 3 | MAR | 4  | 3/4/2019  | 504,000 | 267,690 |
| 05-Mar-2019 | 2019 | 6 | 2018/19 | 3 | MAR | 5  | 3/5/2019  | 489,000 | 267,500 |
| 06-Mar-2019 | 2019 | 6 | 2018/19 | 3 | MAR | 6  | 3/6/2019  | 471,000 | 264,520 |
| 07-Mar-2019 | 2019 | 6 | 2018/19 | 3 | MAR | 7  | 3/7/2019  | 466,000 | 272,360 |
| 08-Mar-2019 | 2019 | 6 | 2018/19 | 3 | MAR | 8  | 3/8/2019  | 496,000 | 289,170 |
| 09-Mar-2019 | 2019 | 6 | 2018/19 | 3 | MAR | 9  | 3/9/2019  | 534,000 | 299,730 |
| 10-Mar-2019 | 2019 | 6 | 2018/19 | 3 | MAR | 10 | 3/10/2019 | 551,000 | 317,080 |
| 11-Mar-2019 | 2019 | 6 | 2018/19 | 3 | MAR | 11 | 3/11/2019 | 534,000 | 292,930 |
| 12-Mar-2019 | 2019 | 6 | 2018/19 | 3 | MAR | 12 | 3/12/2019 | 499,000 | 242,020 |
| 13-Mar-2019 | 2019 | 6 | 2018/19 | 3 | MAR | 13 | 3/13/2019 | 545,000 | 236,790 |
| 14-Mar-2019 | 2019 | 6 | 2018/19 | 3 | MAR | 14 | 3/14/2019 | 515,000 | 244,360 |
| 15-Mar-2019 | 2019 | 6 | 2018/19 | 3 | MAR | 15 | 3/15/2019 | 525,000 | 264,710 |
| 16-Mar-2019 | 2019 | 6 | 2018/19 | 3 | MAR | 16 | 3/16/2019 | 523,000 | 268,770 |
| 17-Mar-2019 | 2019 | 6 | 2018/19 | 3 | MAR | 17 | 3/17/2019 | 546,000 | 237,130 |
| 18-Mar-2019 | 2019 | 6 | 2018/19 | 3 | MAR | 18 | 3/18/2019 | 528,000 | 266,010 |
| 19-Mar-2019 | 2019 | 6 | 2018/19 | 3 | MAR | 19 | 3/19/2019 | 517,000 | 226,600 |
| 20-Mar-2019 | 2019 | 6 | 2018/19 | 3 | MAR | 20 | 3/20/2019 | 527,000 | 284,430 |
| 21-Mar-2019 | 2019 | 6 | 2018/19 | 3 | MAR | 21 | 3/21/2019 | 521,000 | 251,240 |
| 22-Mar-2019 | 2019 | 6 | 2018/19 | 3 | MAR | 22 | 3/22/2019 | 548,000 | 252,430 |
| 23-Mar-2019 | 2019 | 6 | 2018/19 | 3 | MAR | 23 | 3/23/2019 | 542,000 | 280,970 |
| 24-Mar-2019 | 2019 | 6 | 2018/19 | 3 | MAR | 24 | 3/24/2019 | 533,000 | 254,310 |
| 25-Mar-2019 | 2019 | 6 | 2018/19 | 3 | MAR | 25 | 3/25/2019 | 514,000 | 272,810 |
| 26-Mar-2019 | 2019 | 6 | 2018/19 | 3 | MAR | 26 | 3/26/2019 | 482,000 | 278,700 |
| 27-Mar-2019 | 2019 | 6 | 2018/19 | 3 | MAR | 27 | 3/27/2019 | 523,000 | 259,870 |
| 28-Mar-2019 | 2019 | 6 | 2018/19 | 3 | MAR | 28 | 3/28/2019 | 499,000 | 266,880 |
| 29-Mar-2019 | 2019 | 6 | 2018/19 | 3 | MAR | 29 | 3/29/2019 | 509,000 | 260,960 |
| 30-Mar-2019 | 2019 | 6 | 2018/19 | 3 | MAR | 30 | 3/30/2019 | 493,000 | 257,330 |
| 31-Mar-2019 | 2019 | 6 | 2018/19 | 3 | MAR | 31 | 3/31/2019 | 464,000 | 232,490 |
| 01-Apr-2019 | 2019 | 7 | 2018/19 | 4 | APR | 1  | 4/1/2019  | 421,000 | 209,670 |
| 02-Apr-2019 | 2019 | 7 | 2018/19 | 4 | APR | 2  | 4/2/2019  | 395,000 | 198,510 |
| 03-Apr-2019 | 2019 | 7 | 2018/19 | 4 | APR | 3  | 4/3/2019  | 398,000 | 204,660 |
| 04-Apr-2019 | 2019 | 7 | 2018/19 | 4 | APR | 4  | 4/4/2019  | 423,000 | 209,700 |
| 05-Apr-2019 | 2019 | 7 | 2018/19 | 4 | APR | 5  | 4/5/2019  | 463,000 | 228,560 |
| 06-Apr-2019 | 2019 | 7 | 2018/19 | 4 | APR | 6  | 4/6/2019  | 469,000 | 230,120 |
| 07-Apr-2019 | 2019 | 7 | 2018/19 | 4 | APR | 7  | 4/7/2019  | 457,000 | 126,200 |
| 08-Apr-2019 | 2019 | 7 | 2018/19 | 4 | APR | 8  | 4/8/2019  | 498,000 | 246,690 |
| 09-Apr-2019 | 2019 | 7 | 2018/19 | 4 | APR | 9  | 4/9/2019  | 783,000 | 274,280 |
| 10-Apr-2019 | 2019 | 7 | 2018/19 | 4 | APR | 10 | 4/10/2019 | 779,000 | 224,450 |
| 11-Apr-2019 | 2019 | 7 | 2018/19 | 4 | APR | 11 | 4/11/2019 | 675,000 | 204,520 |
| 12-Apr-2019 | 2019 | 7 | 2018/19 | 4 | APR | 12 | 4/12/2019 | 619,000 | 207,610 |
| 13-Apr-2019 | 2019 | 7 | 2018/19 | 4 | APR | 13 | 4/13/2019 | 532,000 | 225,010 |
| 14-Apr-2019 | 2019 | 7 | 2018/19 | 4 | APR | 14 | 4/14/2019 | 530,000 | 219,940 |
| 15-Apr-2019 | 2019 | 7 | 2018/19 | 4 | APR | 15 | 4/15/2019 | 500,000 | 198,200 |
| 16-Apr-2019 | 2019 | 7 | 2018/19 | 4 | APR | 16 | 4/16/2019 | 483,000 | 201,430 |
| 17-Apr-2019 | 2019 | 7 | 2018/19 | 4 | APR | 17 | 4/17/2019 | 467,000 | 227,270 |
| 18-Apr-2019 | 2019 | 7 | 2018/19 | 4 | APR | 18 | 4/18/2019 | 497,000 | 259,230 |
| 19-Apr-2019 | 2019 | 7 | 2018/19 | 4 | APR | 19 | 4/19/2019 | 616,000 | 301,440 |
| 20-Apr-2019 | 2019 | 7 | 2018/19 | 4 | APR | 20 | 4/20/2019 | 742,000 | 370,450 |
| 21-Apr-2019 | 2019 | 7 | 2018/19 | 4 | APR | 21 | 4/21/2019 | 889,000 | 340,640 |
| 22-Apr-2019 | 2019 | 7 | 2018/19 | 4 | APR | 22 | 4/22/2019 | 736,000 | 256,270 |
| 23-Apr-2019 | 2019 | 7 | 2018/19 | 4 | APR | 23 | 4/23/2019 | 716,000 | 237,690 |
| 24-Apr-2019 | 2019 | 7 | 2018/19 | 4 | APR | 24 | 4/24/2019 | 718,000 | 281,690 |
| 25-Apr-2019 | 2019 | 7 | 2018/19 | 4 | APR | 25 | 4/25/2019 | 698,000 | 234,630 |
| 26-Apr-2019 | 2019 | 7 | 2018/19 | 4 | APR | 26 | 4/26/2019 | 681,000 | 238,100 |
| 27-Apr-2019 | 2019 | 7 | 2018/19 | 4 | APR | 27 | 4/27/2019 | 703,000 | 241,140 |
| 28-Apr-2019 | 2019 | 7 | 2018/19 | 4 | APR | 28 | 4/28/2019 | 623,000 | 221,770 |
| 29-Apr-2019 | 2019 | 7 | 2018/19 | 4 | APR | 29 | 4/29/2019 | 545,000 | 201,330 |
| 30-Apr-2019 | 2019 | 7 | 2018/19 | 4 | APR | 30 | 4/30/2019 | 535,000 | 180,270 |
| 01-May-2019 | 2019 | 8 |         | 5 | MAY | 1  | 5/1/2019  | 520,000 | 126,150 |
| 02-May-2019 | 2019 | 8 |         | 5 | MAY | 2  | 5/2/2019  | 454,000 | 131,660 |
| 03-May-2019 | 2019 | 8 |         | 5 | MAY | 3  | 5/3/2019  | 454,000 | 131,660 |
| 04-May-2019 | 2019 | 8 |         | 5 | MAY | 4  | 5/4/2019  | 469,000 | 136,010 |
| 05-May-2019 | 2019 | 8 |         | 5 | MAY | 5  | 5/5/2019  | 467,000 | 135,430 |
| 06-May-2019 | 2019 | 8 |         | 5 | MAY | 6  | 5/6/2019  | 471,000 | 136,590 |
| 07-May-2019 | 2019 | 8 |         | 5 | MAY | 7  | 5/7/2019  | 454,000 | 131,660 |
| 08-May-2019 | 2019 | 8 |         | 5 | MAY | 8  | 5/8/2019  | 453,000 | 131,370 |
| 09-May-2019 | 2019 | 8 |         | 5 | MAY | 9  | 5/9/2019  | 539,000 | 156,310 |
| 10-May-2019 | 2019 | 8 |         | 5 | MAY | 10 | 5/10/2019 | 476,000 | 131,800 |
| 11-May-2019 | 2019 | 8 |         | 5 | MAY | 11 | 5/11/2019 | 454,000 | 141,290 |
| 12-May-2019 | 2019 | 8 |         | 5 | MAY | 12 | 5/12/2019 | 478,000 | 139,670 |
| 13-May-2019 | 2019 | 8 |         | 5 | MAY | 13 | 5/13/2019 | 484,000 | 143,680 |
| 14-May-2019 | 2019 | 8 |         | 5 | MAY | 14 | 5/14/2019 | 496,000 | 158,640 |
| 15-May-2019 | 2019 | 8 |         | 5 | MAY | 15 | 5/15/2019 | 513,000 | 147,370 |
| 16-May-2019 | 2019 | 8 |         | 5 | MAY | 16 | 5/16/2019 | 480,000 | 139,070 |
| 17-May-2019 | 2019 | 8 |         | 5 | MAY | 17 | 5/17/2019 | 545,000 | 212,550 |
| 18-May-2019 | 2019 | 8 |         | 5 | MAY | 18 | 5/18/2019 | 542,000 | 211,380 |

|             |      |    |   |     |    |           |         |         |
|-------------|------|----|---|-----|----|-----------|---------|---------|
| 19-May-2019 | 2019 | 8  | 5 | MAY | 19 | 5/19/2019 | 467,000 | 182,130 |
| 20-May-2019 | 2019 | 8  | 5 | MAY | 20 | 5/20/2019 | 526,000 | 205,140 |
| 21-May-2019 | 2019 | 8  | 5 | MAY | 21 | 5/21/2019 | 456,000 | 173,010 |
| 22-May-2019 | 2019 | 8  | 5 | MAY | 22 | 5/22/2019 | 458,000 | 163,060 |
| 23-May-2019 | 2019 | 8  | 5 | MAY | 23 | 5/23/2019 | 452,000 | 161,790 |
| 24-May-2019 | 2019 | 8  | 5 | MAY | 24 | 5/24/2019 | 446,000 | 176,240 |
| 25-May-2019 | 2019 | 8  | 5 | MAY | 25 | 5/25/2019 | 431,000 | 153,390 |
| 26-May-2019 | 2019 | 8  | 5 | MAY | 26 | 5/26/2019 | 426,000 | 164,800 |
| 27-May-2019 | 2019 | 8  | 5 | MAY | 27 | 5/27/2019 | 429,000 | 169,840 |
| 28-May-2019 | 2019 | 8  | 5 | MAY | 28 | 5/28/2019 | 436,000 | 170,040 |
| 29-May-2019 | 2019 | 8  | 5 | MAY | 29 | 5/29/2019 | 406,000 | #REF!   |
| 30-May-2019 | 2019 | 8  | 5 | MAY | 30 | 5/30/2019 | 360,000 | #REF!   |
| 31-May-2019 | 2019 | 8  | 5 | MAY | 31 | 5/31/2019 | 350,000 | 146,120 |
| 01-Jun-2019 | 2019 | 9  | 6 | JUN | 1  | 6/1/2019  | 386,000 |         |
| 02-Jun-2019 | 2019 | 9  | 6 | JUN | 2  | 6/2/2019  | 406,000 |         |
| 03-Jun-2019 | 2019 | 9  | 6 | JUN | 3  | 6/3/2019  | 420,000 |         |
| 04-Jun-2019 | 2019 | 9  | 6 | JUN | 4  | 6/4/2019  | 371,000 |         |
| 05-Jun-2019 | 2019 | 9  | 6 | JUN | 5  | 6/5/2019  | 450,000 |         |
| 06-Jun-2019 | 2019 | 9  | 6 | JUN | 6  | 6/6/2019  | 482,000 |         |
| 07-Jun-2019 | 2019 | 9  | 6 | JUN | 7  | 6/7/2019  | 413,000 |         |
| 08-Jun-2019 | 2019 | 9  | 6 | JUN | 8  | 6/8/2019  | 516,000 |         |
| 09-Jun-2019 | 2019 | 9  | 6 | JUN | 9  | 6/9/2019  | 516,000 |         |
| 10-Jun-2019 | 2019 | 9  | 6 | JUN | 10 | 6/10/2019 | 516,000 |         |
| 11-Jun-2019 | 2019 | 9  | 6 | JUN | 11 | 6/11/2019 | 503,000 |         |
| 12-Jun-2019 | 2019 | 9  | 6 | JUN | 12 | 6/12/2019 | 476,000 |         |
| 13-Jun-2019 | 2019 | 9  | 6 | JUN | 13 | 6/13/2019 | 472,000 |         |
| 14-Jun-2019 | 2019 | 9  | 6 | JUN | 14 | 6/14/2019 | 470,000 |         |
| 15-Jun-2019 | 2019 | 9  | 6 | JUN | 15 | 6/15/2019 | 466,000 |         |
| 16-Jun-2019 | 2019 | 9  | 6 | JUN | 16 | 6/16/2019 | 467,000 |         |
| 17-Jun-2019 | 2019 | 9  | 6 | JUN | 17 | 6/17/2019 | 450,000 |         |
| 18-Jun-2019 | 2019 | 9  | 6 | JUN | 18 | 6/18/2019 | 433,000 |         |
| 19-Jun-2019 | 2019 | 9  | 6 | JUN | 19 | 6/19/2019 | 419,000 |         |
| 20-Jun-2019 | 2019 | 9  | 6 | JUN | 20 | 6/20/2019 | 419,000 |         |
| 21-Jun-2019 | 2019 | 9  | 6 | JUN | 21 | 6/21/2019 | 432,000 |         |
| 22-Jun-2019 | 2019 | 9  | 6 | JUN | 22 | 6/22/2019 | 442,000 |         |
| 23-Jun-2019 | 2019 | 9  | 6 | JUN | 23 | 6/23/2019 | 437,000 |         |
| 24-Jun-2019 | 2019 | 9  | 6 | JUN | 24 | 6/24/2019 | 394,000 |         |
| 25-Jun-2019 | 2019 | 9  | 6 | JUN | 25 | 6/25/2019 | 459,000 |         |
| 26-Jun-2019 | 2019 | 9  | 6 | JUN | 26 | 6/26/2019 | 426,000 |         |
| 27-Jun-2019 | 2019 | 9  | 6 | JUN | 27 | 6/27/2019 | 426,000 |         |
| 28-Jun-2019 | 2019 | 9  | 6 | JUN | 28 | 6/28/2019 | 438,000 |         |
| 29-Jun-2019 | 2019 | 9  | 6 | JUN | 29 | 6/29/2019 | 443,000 |         |
| 30-Jun-2019 | 2019 | 9  | 6 | JUN | 30 | 6/30/2019 | 433,000 |         |
| 01-Jul-2019 | 2019 | 10 | 7 | JUL | 1  | 7/1/2019  | 452,000 |         |
| 02-Jul-2019 | 2019 | 10 | 7 | JUL | 2  | 7/2/2019  | 467,000 |         |
| 03-Jul-2019 | 2019 | 10 | 7 | JUL | 3  | 7/3/2019  | 523,000 |         |
| 04-Jul-2019 | 2019 | 10 | 7 | JUL | 4  | 7/4/2019  | 494,000 |         |
| 05-Jul-2019 | 2019 | 10 | 7 | JUL | 5  | 7/5/2019  | 589,000 |         |
| 06-Jul-2019 | 2019 | 10 | 7 | JUL | 6  | 7/6/2019  | 528,000 |         |
| 07-Jul-2019 | 2019 | 10 | 7 | JUL | 7  | 7/7/2019  | 578,000 |         |
| 08-Jul-2019 | 2019 | 10 | 7 | JUL | 8  | 7/8/2019  | 499,000 |         |
| 09-Jul-2019 | 2019 | 10 | 7 | JUL | 9  | 7/9/2019  | 425,000 |         |
| 10-Jul-2019 | 2019 | 10 | 7 | JUL | 10 | 7/10/2019 | 481,000 |         |
| 11-Jul-2019 | 2019 | 10 | 7 | JUL | 11 | 7/11/2019 | 501,000 |         |
| 12-Jul-2019 | 2019 | 10 | 7 | JUL | 12 | 7/12/2019 | 506,000 |         |
| 13-Jul-2019 | 2019 | 10 | 7 | JUL | 13 | 7/13/2019 | 452,000 |         |
| 14-Jul-2019 | 2019 | 10 | 7 | JUL | 14 | 7/14/2019 | 404,000 |         |
| 15-Jul-2019 | 2019 | 10 | 7 | JUL | 15 | 7/15/2019 | 407,000 |         |
| 16-Jul-2019 | 2019 | 10 | 7 | JUL | 16 | 7/16/2019 | 482,000 |         |
| 17-Jul-2019 | 2019 | 10 | 7 | JUL | 17 | 7/17/2019 | 465,000 |         |
| 18-Jul-2019 | 2019 | 10 | 7 | JUL | 18 | 7/18/2019 | 495,000 |         |
| 19-Jul-2019 | 2019 | 10 | 7 | JUL | 19 | 7/19/2019 | 497,000 |         |
| 20-Jul-2019 | 2019 | 10 | 7 | JUL | 20 | 7/20/2019 | 493,000 |         |
| 21-Jul-2019 | 2019 | 10 | 7 | JUL | 21 | 7/21/2019 | 479,000 |         |
| 22-Jul-2019 | 2019 | 10 | 7 | JUL | 22 | 7/22/2019 | 445,000 |         |
| 23-Jul-2019 | 2019 | 10 | 7 | JUL | 23 | 7/23/2019 | 462,000 |         |
| 24-Jul-2019 | 2019 | 10 | 7 | JUL | 24 | 7/24/2019 | 483,000 |         |
| 25-Jul-2019 | 2019 | 10 | 7 | JUL | 25 | 7/25/2019 | 489,000 |         |
| 26-Jul-2019 | 2019 | 10 | 7 | JUL | 26 | 7/26/2019 | 514,000 |         |
| 27-Jul-2019 | 2019 | 10 | 7 | JUL | 27 | 7/27/2019 | 503,000 |         |
| 28-Jul-2019 | 2019 | 10 | 7 | JUL | 28 | 7/28/2019 | 495,000 |         |
| 29-Jul-2019 | 2019 | 10 | 7 | JUL | 29 | 7/29/2019 | 445,000 |         |
| 30-Jul-2019 | 2019 | 10 | 7 | JUL | 30 | 7/30/2019 | 451,000 |         |
| 31-Jul-2019 | 2019 | 10 | 7 | JUL | 31 | 7/31/2019 | 459,000 |         |
| 01-Aug-2019 | 2019 | 11 | 8 | AUG | 1  | 8/1/2019  | 454,000 |         |
| 02-Aug-2019 | 2019 | 11 | 8 | AUG | 2  | 8/2/2019  | 486,000 |         |
| 03-Aug-2019 | 2019 | 11 | 8 | AUG | 3  | 8/3/2019  | 446,000 |         |
| 04-Aug-2019 | 2019 | 11 | 8 | AUG | 4  | 8/4/2019  | 459,000 |         |
| 05-Aug-2019 | 2019 | 11 | 8 | AUG | 5  | 8/5/2019  | 437,000 |         |

|             |      |    |         |    |     |    |            |         |
|-------------|------|----|---------|----|-----|----|------------|---------|
| 06-Aug-2019 | 2019 | 11 |         | 8  | AUG | 6  | 8/6/2019   | 439,000 |
| 07-Aug-2019 | 2019 | 11 |         | 8  | AUG | 7  | 8/7/2019   | 441,000 |
| 08-Aug-2019 | 2019 | 11 |         | 8  | AUG | 8  | 8/8/2019   | 443,000 |
| 09-Aug-2019 | 2019 | 11 |         | 8  | AUG | 9  | 8/9/2019   | 480,000 |
| 10-Aug-2019 | 2019 | 11 |         | 8  | AUG | 10 | 8/10/2019  | 446,000 |
| 11-Aug-2019 | 2019 | 11 |         | 8  | AUG | 11 | 8/11/2019  | 453,000 |
| 12-Aug-2019 | 2019 | 11 |         | 8  | AUG | 12 | 8/12/2019  | 430,000 |
| 13-Aug-2019 | 2019 | 11 |         | 8  | AUG | 13 | 8/13/2019  | 428,000 |
| 14-Aug-2019 | 2019 | 11 |         | 8  | AUG | 14 | 8/14/2019  | 433,000 |
| 15-Aug-2019 | 2019 | 11 |         | 8  | AUG | 15 | 8/15/2019  | 440,000 |
| 16-Aug-2019 | 2019 | 11 |         | 8  | AUG | 16 | 8/16/2019  | 465,000 |
| 17-Aug-2019 | 2019 | 11 |         | 8  | AUG | 17 | 8/17/2019  | 439,000 |
| 18-Aug-2019 | 2019 | 11 |         | 8  | AUG | 18 | 8/18/2019  | 427,000 |
| 19-Aug-2019 | 2019 | 11 |         | 8  | AUG | 19 | 8/19/2019  | 399,000 |
| 20-Aug-2019 | 2019 | 11 |         | 8  | AUG | 20 | 8/20/2019  | 381,000 |
| 21-Aug-2019 | 2019 | 11 |         | 8  | AUG | 21 | 8/21/2019  | 346,000 |
| 22-Aug-2019 | 2019 | 11 |         | 8  | AUG | 22 | 8/22/2019  | 350,000 |
| 23-Aug-2019 | 2019 | 11 |         | 8  | AUG | 23 | 8/23/2019  | 441,000 |
| 24-Aug-2019 | 2019 | 11 |         | 8  | AUG | 24 | 8/24/2019  | 353,000 |
| 25-Aug-2019 | 2019 | 11 |         | 8  | AUG | 25 | 8/25/2019  | 421,000 |
| 26-Aug-2019 | 2019 | 11 |         | 8  | AUG | 26 | 8/26/2019  | 374,000 |
| 27-Aug-2019 | 2019 | 11 |         | 8  | AUG | 27 | 8/27/2019  | 391,000 |
| 28-Aug-2019 | 2019 | 11 |         | 8  | AUG | 28 | 8/28/2019  | 386,000 |
| 29-Aug-2019 | 2019 | 11 |         | 8  | AUG | 29 | 8/29/2019  | 419,000 |
| 30-Aug-2019 | 2019 | 11 |         | 8  | AUG | 30 | 8/30/2019  | 368,000 |
| 31-Aug-2019 | 2019 | 11 |         | 8  | AUG | 31 | 8/31/2019  | 504,000 |
| 01-Sep-2019 | 2019 | 12 |         | 9  | SEP | 1  | 9/1/2019   | 472,000 |
| 02-Sep-2019 | 2019 | 12 |         | 9  | SEP | 2  | 9/2/2019   | 431,000 |
| 03-Sep-2019 | 2019 | 12 |         | 9  | SEP | 3  | 9/3/2019   | 424,000 |
| 04-Sep-2019 | 2019 | 12 |         | 9  | SEP | 4  | 9/4/2019   | 314,000 |
| 05-Sep-2019 | 2019 | 12 |         | 9  | SEP | 5  | 9/5/2019   | 321,000 |
| 06-Sep-2019 | 2019 | 12 |         | 9  | SEP | 6  | 9/6/2019   | 362,000 |
| 07-Sep-2019 | 2019 | 12 |         | 9  | SEP | 7  | 9/7/2019   | 348,000 |
| 08-Sep-2019 | 2019 | 12 |         | 9  | SEP | 8  | 9/8/2019   | 321,000 |
| 09-Sep-2019 | 2019 | 12 |         | 9  | SEP | 9  | 9/9/2019   | 292,000 |
| 10-Sep-2019 | 2019 | 12 |         | 9  | SEP | 10 | 9/10/2019  | 387,000 |
| 11-Sep-2019 | 2019 | 12 |         | 9  | SEP | 11 | 9/11/2019  | 279,000 |
| 12-Sep-2019 | 2019 | 12 |         | 9  | SEP | 12 | 9/12/2019  | 310,000 |
| 13-Sep-2019 | 2019 | 12 |         | 9  | SEP | 13 | 9/13/2019  | 361,000 |
| 14-Sep-2019 | 2019 | 12 |         | 9  | SEP | 14 | 9/14/2019  | 363,000 |
| 15-Sep-2019 | 2019 | 12 |         | 9  | SEP | 15 | 9/15/2019  | 329,000 |
| 16-Sep-2019 | 2019 | 12 |         | 9  | SEP | 16 | 9/16/2019  | 374,000 |
| 17-Sep-2019 | 2019 | 12 |         | 9  | SEP | 17 | 9/17/2019  | 398,000 |
| 18-Sep-2019 | 2019 | 12 |         | 9  | SEP | 18 | 9/18/2019  | 354,000 |
| 19-Sep-2019 | 2019 | 12 |         | 9  | SEP | 19 | 9/19/2019  | 373,000 |
| 20-Sep-2019 | 2019 | 12 |         | 9  | SEP | 20 | 9/20/2019  | 378,000 |
| 21-Sep-2019 | 2019 | 12 |         | 9  | SEP | 21 | 9/21/2019  | 355,000 |
| 22-Sep-2019 | 2019 | 12 |         | 9  | SEP | 22 | 9/22/2019  | 395,000 |
| 23-Sep-2019 | 2019 | 12 |         | 9  | SEP | 23 | 9/23/2019  | 357,000 |
| 24-Sep-2019 | 2019 | 12 |         | 9  | SEP | 24 | 9/24/2019  | 354,000 |
| 25-Sep-2019 | 2019 | 12 |         | 9  | SEP | 25 | 9/25/2019  | 292,000 |
| 26-Sep-2019 | 2019 | 12 |         | 9  | SEP | 26 | 9/26/2019  | 287,000 |
| 27-Sep-2019 | 2019 | 12 |         | 9  | SEP | 27 | 9/27/2019  | 236,000 |
| 28-Sep-2019 | 2019 | 12 |         | 9  | SEP | 28 | 9/28/2019  | 280,000 |
| 29-Sep-2019 | 2019 | 12 |         | 9  | SEP | 29 | 9/29/2019  | 217,000 |
| 30-Sep-2019 | 2019 | 12 |         | 9  | SEP | 30 | 9/30/2019  | 268,000 |
| 01-Oct-2019 | 2019 | 1  | 2019/20 | 10 | OCT | 1  | 10/1/2019  | 327,000 |
| 02-Oct-2019 | 2019 | 1  | 2019/20 | 10 | OCT | 2  | 10/2/2019  | 298,000 |
| 03-Oct-2019 | 2019 | 1  | 2019/20 | 10 | OCT | 3  | 10/3/2019  | 316,000 |
| 04-Oct-2019 | 2019 | 1  | 2019/20 | 10 | OCT | 4  | 10/4/2019  | 307,000 |
| 05-Oct-2019 | 2019 | 1  | 2019/20 | 10 | OCT | 5  | 10/5/2019  | 314,000 |
| 06-Oct-2019 | 2019 | 1  | 2019/20 | 10 | OCT | 6  | 10/6/2019  | 302,000 |
| 07-Oct-2019 | 2019 | 1  | 2019/20 | 10 | OCT | 7  | 10/7/2019  | 321,000 |
| 08-Oct-2019 | 2019 | 1  | 2019/20 | 10 | OCT | 8  | 10/8/2019  | 318,000 |
| 09-Oct-2019 | 2019 | 1  | 2019/20 | 10 | OCT | 9  | 10/9/2019  | 304,000 |
| 10-Oct-2019 | 2019 | 1  | 2019/20 | 10 | OCT | 10 | 10/10/2019 | 294,000 |
| 11-Oct-2019 | 2019 | 1  | 2019/20 | 10 | OCT | 11 | 10/11/2019 | 261,000 |
| 12-Oct-2019 | 2019 | 1  | 2019/20 | 10 | OCT | 12 | 10/12/2019 | 297,000 |
| 13-Oct-2019 | 2019 | 1  | 2019/20 | 10 | OCT | 13 | 10/13/2019 | 213,000 |
| 14-Oct-2019 | 2019 | 1  | 2019/20 | 10 | OCT | 14 | 10/14/2019 | 250,000 |
| 15-Oct-2019 | 2019 | 1  | 2019/20 | 10 | OCT | 15 | 10/15/2019 | 237,000 |
| 16-Oct-2019 | 2019 | 1  | 2019/20 | 10 | OCT | 16 | 10/16/2019 | 212,000 |
| 17-Oct-2019 | 2019 | 1  | 2019/20 | 10 | OCT | 17 | 10/17/2019 | 292,000 |
| 18-Oct-2019 | 2019 | 1  | 2019/20 | 10 | OCT | 18 | 10/18/2019 | 264,000 |
| 19-Oct-2019 | 2019 | 1  | 2019/20 | 10 | OCT | 19 | 10/19/2019 | 289,000 |
| 20-Oct-2019 | 2019 | 1  | 2019/20 | 10 | OCT | 20 | 10/20/2019 | 247,000 |
| 21-Oct-2019 | 2019 | 1  | 2019/20 | 10 | OCT | 21 | 10/21/2019 | 297,000 |
| 22-Oct-2019 | 2019 | 1  | 2019/20 | 10 | OCT | 22 | 10/22/2019 | 228,000 |
| 23-Oct-2019 | 2019 | 1  | 2019/20 | 10 | OCT | 23 | 10/23/2019 | 263,000 |



|             |      |   |         |    |     |    |            |         |         |
|-------------|------|---|---------|----|-----|----|------------|---------|---------|
| 24-Oct-2019 | 2019 | 1 | 2019/20 | 10 | OCT | 24 | 10/24/2019 | 200,000 |         |
| 25-Oct-2019 | 2019 | 1 | 2019/20 | 10 | OCT | 25 | 10/25/2019 | 250,000 |         |
| 26-Oct-2019 | 2019 | 1 | 2019/20 | 10 | OCT | 26 | 10/26/2019 | 191,000 |         |
| 27-Oct-2019 | 2019 | 1 | 2019/20 | 10 | OCT | 27 | 10/27/2019 | 222,000 |         |
| 28-Oct-2019 | 2019 | 1 | 2019/20 | 10 | OCT | 28 | 10/28/2019 | 252,000 |         |
| 29-Oct-2019 | 2019 | 1 | 2019/20 | 10 | OCT | 29 | 10/29/2019 | 248,000 |         |
| 30-Oct-2019 | 2019 | 1 | 2019/20 | 10 | OCT | 30 | 10/30/2019 | 283,000 |         |
| 31-Oct-2019 | 2019 | 1 | 2019/20 | 10 | OCT | 31 | 10/31/2019 | 238,000 |         |
| 01-Nov-2019 | 2019 | 2 | 2019/20 | 11 | NOV | 1  | 11/1/2019  | 271,000 | 98,730  |
| 02-Nov-2019 | 2019 | 2 | 2019/20 | 11 | NOV | 2  | 11/2/2019  | 296,000 | 12,808  |
| 03-Nov-2019 | 2019 | 2 | 2019/20 | 11 | NOV | 3  | 11/3/2019  | 276,000 | 96,260  |
| 04-Nov-2019 | 2019 | 2 | 2019/20 | 11 | NOV | 4  | 11/4/2019  | 296,000 | 112,380 |
| 05-Nov-2019 | 2019 | 2 | 2019/20 | 11 | NOV | 5  | 11/5/2019  | 261,000 | 118,650 |
| 06-Nov-2019 | 2019 | 2 | 2019/20 | 11 | NOV | 6  | 11/6/2019  | 224,000 | 99,910  |
| 07-Nov-2019 | 2019 | 2 | 2019/20 | 11 | NOV | 7  | 11/7/2019  | 277,000 | 122,640 |
| 08-Nov-2019 | 2019 | 2 | 2019/20 | 11 | NOV | 8  | 11/8/2019  | 242,000 | 122,680 |
| 09-Nov-2019 | 2019 | 2 | 2019/20 | 11 | NOV | 9  | 11/9/2019  | 226,000 | 107,820 |
| 10-Nov-2019 | 2019 | 2 | 2019/20 | 11 | NOV | 10 | 11/10/2019 | 235,000 | 104,680 |
| 11-Nov-2019 | 2019 | 2 | 2019/20 | 11 | NOV | 11 | 11/11/2019 | 224,000 | 104,700 |
| 12-Nov-2019 | 2019 | 2 | 2019/20 | 11 | NOV | 12 | 11/12/2019 | 250,000 | 112,190 |
| 13-Nov-2019 | 2019 | 2 | 2019/20 | 11 | NOV | 13 | 11/13/2019 | 272,000 | 109,780 |
| 14-Nov-2019 | 2019 | 2 | 2019/20 | 11 | NOV | 14 | 11/14/2019 | 287,000 | 157,570 |
| 15-Nov-2019 | 2019 | 2 | 2019/20 | 11 | NOV | 15 | 11/15/2019 | 335,000 |         |
| 16-Nov-2019 | 2019 | 2 | 2019/20 | 11 | NOV | 16 | 11/16/2019 | 236,000 |         |
| 17-Nov-2019 | 2019 | 2 | 2019/20 | 11 | NOV | 17 | 11/17/2019 | 277,000 |         |
| 18-Nov-2019 | 2019 | 2 | 2019/20 | 11 | NOV | 18 | 11/18/2019 | 239,000 | 97,620  |
| 19-Nov-2019 | 2019 | 2 | 2019/20 | 11 | NOV | 19 | 11/19/2019 | 295,000 | 96,390  |
| 20-Nov-2019 | 2019 | 2 | 2019/20 | 11 | NOV | 20 | 11/20/2019 | 287,000 | 98,840  |
| 21-Nov-2019 | 2019 | 2 | 2019/20 | 11 | NOV | 21 | 11/21/2019 | 263,000 | 90,150  |
| 22-Nov-2019 | 2019 | 2 | 2019/20 | 11 | NOV | 22 | 11/22/2019 | 334,000 | 102,240 |
| 23-Nov-2019 | 2019 | 2 | 2019/20 | 11 | NOV | 23 | 11/23/2019 | 289,000 | 102,270 |
| 24-Nov-2019 | 2019 | 2 | 2019/20 | 11 | NOV | 24 | 11/24/2019 | 354,000 | 93,920  |
| 25-Nov-2019 | 2019 | 2 | 2019/20 | 11 | NOV | 25 | 11/25/2019 | 337,000 |         |
| 26-Nov-2019 | 2019 | 2 | 2019/20 | 11 | NOV | 26 | 11/26/2019 | 285,000 |         |
| 27-Nov-2019 | 2019 | 2 | 2019/20 | 11 | NOV | 27 | 11/27/2019 | 346,000 | 136,870 |
| 28-Nov-2019 | 2019 | 2 | 2019/20 | 11 | NOV | 28 | 11/28/2019 | 392,000 | 170,440 |
| 29-Nov-2019 | 2019 | 2 | 2019/20 | 11 | NOV | 29 | 11/29/2019 | 333,000 | 219,240 |
| 30-Nov-2019 | 2019 | 2 | 2019/20 | 11 | NOV | 30 | 11/30/2019 | 324,000 | 202,830 |
| 01-Dec-2019 | 2019 | 3 | 2019/20 | 12 | DEC | 1  | 12/1/2019  | 295,000 | 147,350 |
| 02-Dec-2019 | 2019 | 3 | 2019/20 | 12 | DEC | 2  | 12/2/2019  | 305,000 | 118,900 |
| 03-Dec-2019 | 2019 | 3 | 2019/20 | 12 | DEC | 3  | 12/3/2019  | 283,000 | 117,260 |
| 04-Dec-2019 | 2019 | 3 | 2019/20 | 12 | DEC | 4  | 12/4/2019  | 306,000 | 109,120 |
| 05-Dec-2019 | 2019 | 3 | 2019/20 | 12 | DEC | 5  | 12/5/2019  | 308,000 | 107,490 |
| 06-Dec-2019 | 2019 | 3 | 2019/20 | 12 | DEC | 6  | 12/6/2019  | 380,000 | 116,880 |
| 07-Dec-2019 | 2019 | 3 | 2019/20 | 12 | DEC | 7  | 12/7/2019  | 384,000 | 126,610 |
| 08-Dec-2019 | 2019 | 3 | 2019/20 | 12 | DEC | 8  | 12/8/2019  | 349,000 | 113,160 |
| 09-Dec-2019 | 2019 | 3 | 2019/20 | 12 | DEC | 9  | 12/9/2019  | 303,000 | 115,220 |
| 10-Dec-2019 | 2019 | 3 | 2019/20 | 12 | DEC | 10 | 12/10/2019 | 285,000 | 132,100 |
| 11-Dec-2019 | 2019 | 3 | 2019/20 | 12 | DEC | 11 | 12/11/2019 | 396,000 | 135,630 |
| 12-Dec-2019 | 2019 | 3 | 2019/20 | 12 | DEC | 12 | 12/12/2019 | 350,000 | 147,120 |
| 13-Dec-2019 | 2019 | 3 | 2019/20 | 12 | DEC | 13 | 12/13/2019 | 321,000 | 157,160 |
| 14-Dec-2019 | 2019 | 3 | 2019/20 | 12 | DEC | 14 | 12/14/2019 | 385,000 | 189,430 |
| 15-Dec-2019 | 2019 | 3 | 2019/20 | 12 | DEC | 15 | 12/15/2019 | 345,000 | 187,150 |
| 16-Dec-2019 | 2019 | 3 | 2019/20 | 12 | DEC | 16 | 12/16/2019 | 373,000 |         |
| 17-Dec-2019 | 2019 | 3 | 2019/20 | 12 | DEC | 17 | 12/17/2019 | 405,000 |         |
| 18-Dec-2019 | 2019 | 3 | 2019/20 | 12 | DEC | 18 | 12/18/2019 | 436,000 |         |
| 19-Dec-2019 | 2019 | 3 | 2019/20 | 12 | DEC | 19 | 12/19/2019 | 418,000 |         |
| 20-Dec-2019 | 2019 | 3 | 2019/20 | 12 | DEC | 20 | 12/20/2019 | 393,000 |         |
| 21-Dec-2019 | 2019 | 3 | 2019/20 | 12 | DEC | 21 | 12/21/2019 | 398,000 |         |
| 22-Dec-2019 | 2019 | 3 | 2019/20 | 12 | DEC | 22 | 12/22/2019 | 512,000 |         |
| 23-Dec-2019 | 2019 | 3 | 2019/20 | 12 | DEC | 23 | 12/23/2019 | 510,000 |         |
| 24-Dec-2019 | 2019 | 3 | 2019/20 | 12 | DEC | 24 | 12/24/2019 | 567,000 |         |
| 25-Dec-2019 | 2019 | 3 | 2019/20 | 12 | DEC | 25 | 12/25/2019 | 558,000 |         |
| 26-Dec-2019 | 2019 | 3 | 2019/20 | 12 | DEC | 26 | 12/26/2019 | 588,000 |         |
| 27-Dec-2019 | 2019 | 3 | 2019/20 | 12 | DEC | 27 | 12/27/2019 | 590,000 |         |
| 28-Dec-2019 | 2019 | 3 | 2019/20 | 12 | DEC | 28 | 12/28/2019 | 625,000 |         |
| 29-Dec-2019 | 2019 | 3 | 2019/20 | 12 | DEC | 29 | 12/29/2019 | 667,000 |         |
| 30-Dec-2019 | 2019 | 3 | 2019/20 | 12 | DEC | 30 | 12/30/2019 | 681,000 |         |
| 31-Dec-2019 | 2019 | 3 | 2019/20 | 12 | DEC | 31 | 12/31/2019 | 698,000 |         |
| 01-Jan-2020 | 2020 | 4 | 2019/20 | 1  | JAN | 1  | 1/1/2020   | 669,000 | 0       |
| 02-Jan-2020 | 2020 | 4 | 2019/20 | 1  | JAN | 2  | 1/2/2020   | 652,000 | 0       |
| 03-Jan-2020 | 2020 | 4 | 2019/20 | 1  | JAN | 3  | 1/3/2020   | 629,000 | 0       |
| 04-Jan-2020 | 2020 | 4 | 2019/20 | 1  | JAN | 4  | 1/4/2020   | 538,000 | 0       |
| 05-Jan-2020 | 2020 | 4 | 2019/20 | 1  | JAN | 5  | 1/5/2020   | 549,000 | 0       |
| 06-Jan-2020 | 2020 | 4 | 2019/20 | 1  | JAN | 6  | 1/6/2020   | 442,000 | 0       |
| 07-Jan-2020 | 2020 | 4 | 2019/20 | 1  | JAN | 7  | 1/7/2020   | 487,000 | 0       |
| 08-Jan-2020 | 2020 | 4 | 2019/20 | 1  | JAN | 8  | 1/8/2020   | 533,000 | 0       |
| 09-Jan-2020 | 2020 | 4 | 2019/20 | 1  | JAN | 9  | 1/9/2020   | 463,000 | 0       |
| 10-Jan-2020 | 2020 | 4 | 2019/20 | 1  | JAN | 10 | 1/10/2020  | 506,000 | 0       |

|             |      |   |         |   |     |    |           |         |    |
|-------------|------|---|---------|---|-----|----|-----------|---------|----|
| 11-Jan-2020 | 2020 | 4 | 2019/20 | 1 | JAN | 11 | 1/11/2020 | 532,000 | 0  |
| 12-Jan-2020 | 2020 | 4 | 2019/20 | 1 | JAN | 12 | 1/12/2020 | 491,000 | 0  |
| 13-Jan-2020 | 2020 | 4 | 2019/20 | 1 | JAN | 13 | 1/13/2020 | 463,000 | 0  |
| 14-Jan-2020 | 2020 | 4 | 2019/20 | 1 | JAN | 14 | 1/14/2020 | 390,000 | 0  |
| 15-Jan-2020 | 2020 | 4 | 2019/20 | 1 | JAN | 15 | 1/15/2020 | 482,000 | 0  |
| 16-Jan-2020 | 2020 | 4 | 2019/20 | 1 | JAN | 16 | 1/16/2020 | 398,000 | 0  |
| 17-Jan-2020 | 2020 | 4 | 2019/20 | 1 | JAN | 17 | 1/17/2020 | 481,000 | 0  |
| 18-Jan-2020 | 2020 | 4 | 2019/20 | 1 | JAN | 18 | 1/18/2020 | 470,000 | 0  |
| 19-Jan-2020 | 2020 | 4 | 2019/20 | 1 | JAN | 19 | 1/19/2020 | 523,000 | 0  |
| 20-Jan-2020 | 2020 | 4 | 2019/20 | 1 | JAN | 20 | 1/20/2020 | 463,000 | 0  |
| 21-Jan-2020 | 2020 | 4 | 2019/20 | 1 | JAN | 21 | 1/21/2020 | 448,000 | 0  |
| 22-Jan-2020 | 2020 | 4 | 2019/20 | 1 | JAN | 22 | 1/22/2020 | 470,000 | 0  |
| 23-Jan-2020 | 2020 | 4 | 2019/20 | 1 | JAN | 23 | 1/23/2020 | 463,000 | 0  |
| 24-Jan-2020 | 2020 | 4 | 2019/20 | 1 | JAN | 24 | 1/24/2020 | 506,000 | 0  |
| 25-Jan-2020 | 2020 | 4 | 2019/20 | 1 | JAN | 25 | 1/25/2020 | 509,000 | 0  |
| 26-Jan-2020 | 2020 | 4 | 2019/20 | 1 | JAN | 26 | 1/26/2020 | 538,000 | 0  |
| 27-Jan-2020 | 2020 | 4 | 2019/20 | 1 | JAN | 27 | 1/27/2020 | 513,000 | 0  |
| 28-Jan-2020 | 2020 | 4 | 2019/20 | 1 | JAN | 28 | 1/28/2020 | 467,000 | 0  |
| 29-Jan-2020 | 2020 | 4 | 2019/20 | 1 | JAN | 29 | 1/29/2020 | 432,000 | 0  |
| 30-Jan-2020 | 2020 | 4 | 2019/20 | 1 | JAN | 30 | 1/30/2020 | 423,000 | 0  |
| 31-Jan-2020 | 2020 | 4 | 2019/20 | 1 | JAN | 31 | 1/31/2020 | 483,000 | 0  |
| 01-Feb-2020 | 2020 | 5 | 2019/20 | 2 | FEB | 1  | 2/1/2020  | 541,000 | 0  |
| 02-Feb-2020 | 2020 | 5 | 2019/20 | 2 | FEB | 2  | 2/2/2020  | 549,000 | 0  |
| 03-Feb-2020 | 2020 | 5 | 2019/20 | 2 | FEB | 3  | 2/3/2020  | 532,000 | 0  |
| 04-Feb-2020 | 2020 | 5 | 2019/20 | 2 | FEB | 4  | 2/4/2020  | 542,000 | 0  |
| 05-Feb-2020 | 2020 | 5 | 2019/20 | 2 | FEB | 5  | 2/5/2020  | 488,000 | 0  |
| 06-Feb-2020 | 2020 | 5 | 2019/20 | 2 | FEB | 6  | 2/6/2020  | 519,000 | 0  |
| 07-Feb-2020 | 2020 | 5 | 2019/20 | 2 | FEB | 7  | 2/7/2020  | 560,000 | 0  |
| 08-Feb-2020 | 2020 | 5 | 2019/20 | 2 | FEB | 8  | 2/8/2020  | 565,000 | 0  |
| 09-Feb-2020 | 2020 | 5 | 2019/20 | 2 | FEB | 9  | 2/9/2020  | 576,000 | 0  |
| 10-Feb-2020 | 2020 | 5 | 2019/20 | 2 | FEB | 10 | 2/10/2020 | 520,000 | 0  |
| 11-Feb-2020 | 2020 | 5 | 2019/20 | 2 | FEB | 11 | 2/11/2020 | 503,000 | 0  |
| 12-Feb-2020 | 2020 | 5 | 2019/20 | 2 | FEB | 12 | 2/12/2020 | 503,000 | 0  |
| 13-Feb-2020 | 2020 | 5 | 2019/20 | 2 | FEB | 13 | 2/13/2020 | 491,000 | 0  |
| 14-Feb-2020 | 2020 | 5 | 2019/20 | 2 | FEB | 14 | 2/14/2020 | 522,000 | 0  |
| 15-Feb-2020 | 2020 | 5 | 2019/20 | 2 | FEB | 15 | 2/15/2020 | 574,000 | 0  |
| 16-Feb-2020 | 2020 | 5 | 2019/20 | 2 | FEB | 16 | 2/16/2020 | 567,000 | 0  |
| 17-Feb-2020 | 2020 | 5 | 2019/20 | 2 | FEB | 17 | 2/17/2020 | 574,000 | 0  |
| 18-Feb-2020 | 2020 | 5 | 2019/20 | 2 | FEB | 18 | 2/18/2020 | 529,000 | 0  |
| 19-Feb-2020 | 2020 | 5 | 2019/20 | 2 | FEB | 19 | 2/19/2020 | 529,000 | 0  |
| 20-Feb-2020 | 2020 | 5 | 2019/20 | 2 | FEB | 20 | 2/20/2020 | 537,000 | 0  |
| 21-Feb-2020 | 2020 | 5 | 2019/20 | 2 | FEB | 21 | 2/21/2020 | 538,000 | 0  |
| 22-Feb-2020 | 2020 | 5 | 2019/20 | 2 | FEB | 22 | 2/22/2020 | 539,000 | 0  |
| 23-Feb-2020 | 2020 | 5 | 2019/20 | 2 | FEB | 23 | 2/23/2020 | 565,000 | 0  |
| 24-Feb-2020 | 2020 | 5 | 2019/20 | 2 | FEB | 24 | 2/24/2020 | 557,000 | 0  |
| 25-Feb-2020 | 2020 | 5 | 2019/20 | 2 | FEB | 25 | 2/25/2020 | 531,000 | 0  |
| 26-Feb-2020 | 2020 | 5 | 2019/20 | 2 | FEB | 26 | 2/26/2020 | 528,000 | 0  |
| 27-Feb-2020 | 2020 | 5 | 2019/20 | 2 | FEB | 27 | 2/27/2020 | 526,000 | 0  |
| 28-Feb-2020 | 2020 | 5 | 2019/20 | 2 | FEB | 28 | 2/28/2020 | 552,000 | 0  |
| 29-Feb-2020 | 2020 | 5 | 2019/20 | 2 | FEB | 29 | 2/29/2020 | 613,000 | 0  |
| 01-Mar-2020 | 2020 | 6 | 2019/20 | 3 | MAR | 1  | 3/1/2020  | 584,000 | 0  |
| 02-Mar-2020 | 2020 | 6 | 2019/20 | 3 | MAR | 2  | 3/2/2020  | 545,000 | 0  |
| 03-Mar-2020 | 2020 | 6 | 2019/20 | 3 | MAR | 3  | 3/3/2020  | 533,000 | 0  |
| 04-Mar-2020 | 2020 | 6 | 2019/20 | 3 | MAR | 4  | 3/4/2020  | 540,000 | 0  |
| 05-Mar-2020 | 2020 | 6 | 2019/20 | 3 | MAR | 5  | 3/5/2020  | 518,000 | 0  |
| 06-Mar-2020 | 2020 | 6 | 2019/20 | 3 | MAR | 6  | 3/6/2020  | 594,000 | 0  |
| 07-Mar-2020 | 2020 | 6 | 2019/20 | 3 | MAR | 7  | 3/7/2020  | 581,000 | 0  |
| 08-Mar-2020 | 2020 | 6 | 2019/20 | 3 | MAR | 8  | 3/8/2020  | 583,000 | 0  |
| 09-Mar-2020 | 2020 | 6 | 2019/20 | 3 | MAR | 9  | 3/9/2020  | 536,000 | 0  |
| 10-Mar-2020 | 2020 | 6 | 2019/20 | 3 | MAR | 10 | 3/10/2020 | 551,000 | 0  |
| 11-Mar-2020 | 2020 | 6 | 2019/20 | 3 | MAR | 11 | 3/11/2020 | 539,000 | 0  |
| 12-Mar-2020 | 2020 | 6 | 2019/20 | 3 | MAR | 12 | 3/12/2020 | 539,000 | 0  |
| 13-Mar-2020 | 2020 | 6 | 2019/20 | 3 | MAR | 13 | 3/13/2020 | 552,000 | 0  |
| 14-Mar-2020 | 2020 | 6 | 2019/20 | 3 | MAR | 14 | 3/14/2020 | 554,000 | 0  |
| 15-Mar-2020 | 2020 | 6 | 2019/20 | 3 | MAR | 15 | 3/15/2020 | 535,000 | 0  |
| 16-Mar-2020 | 2020 | 6 | 2019/20 | 3 | MAR | 16 | 3/16/2020 | 525,000 | 0  |
| 17-Mar-2020 | 2020 | 6 | 2019/20 | 3 | MAR | 17 | 3/17/2020 | 465,000 | 0  |
| 18-Mar-2020 | 2020 | 6 | 2019/20 | 3 | MAR | 18 | 3/18/2020 | 387,000 | 0  |
| 19-Mar-2020 | 2020 | 6 | 2019/20 | 3 | MAR | 19 | 3/19/2020 | 346,000 | 0  |
| 20-Mar-2020 | 2020 | 6 | 2019/20 | 3 | MAR | 20 | 3/20/2020 | 431,000 | 0  |
| 21-Mar-2020 | 2020 | 6 | 2019/20 | 3 | MAR | 21 | 3/21/2020 | 277,000 | 0  |
| 22-Mar-2020 | 2020 | 6 | 2019/20 | 3 | MAR | 22 | 3/22/2020 | 351,000 | 0  |
| 23-Mar-2020 | 2020 | 6 | 2019/20 | 3 | MAR | 23 | 3/23/2020 | 255,000 | -1 |
| 24-Mar-2020 | 2020 | 6 | 2019/20 | 3 | MAR | 24 | 3/24/2020 | 343,000 | 0  |
| 25-Mar-2020 | 2020 | 6 | 2019/20 | 3 | MAR | 25 | 3/25/2020 | 317,000 | 0  |
| 26-Mar-2020 | 2020 | 6 | 2019/20 | 3 | MAR | 26 | 3/26/2020 | 276,000 | 0  |
| 27-Mar-2020 | 2020 | 6 | 2019/20 | 3 | MAR | 27 | 3/27/2020 | 283,000 | 0  |
| 28-Mar-2020 | 2020 | 6 | 2019/20 | 3 | MAR | 28 | 3/28/2020 | 272,000 | 0  |
| 29-Mar-2020 | 2020 | 6 | 2019/20 | 3 | MAR | 29 | 3/29/2020 | 255,000 | 0  |

|             |      |   |         |   |     |    |           |         |    |
|-------------|------|---|---------|---|-----|----|-----------|---------|----|
| 30-Mar-2020 | 2020 | 6 | 2019/20 | 3 | MAR | 30 | 3/30/2020 | 206,000 | -1 |
| 31-Mar-2020 | 2020 | 6 | 2019/20 | 3 | MAR | 31 | 3/31/2020 | 283,000 | 0  |
| 01-Apr-2020 | 2020 | 7 | 2019/20 | 4 | APR | 1  | 4/1/2020  | 283,000 | 0  |
| 02-Apr-2020 | 2020 | 7 | 2019/20 | 4 | APR | 2  | 4/2/2020  | 250,000 | 0  |
| 03-Apr-2020 | 2020 | 7 | 2019/20 | 4 | APR | 3  | 4/3/2020  | 244,000 | 0  |
| 04-Apr-2020 | 2020 | 7 | 2019/20 | 4 | APR | 4  | 4/4/2020  | 253,000 | 0  |
| 05-Apr-2020 | 2020 | 7 | 2019/20 | 4 | APR | 5  | 4/5/2020  | 279,000 | 0  |
| 06-Apr-2020 | 2020 | 7 | 2019/20 | 4 | APR | 6  | 4/6/2020  | 262,000 | 0  |
| 07-Apr-2020 | 2020 | 7 | 2019/20 | 4 | APR | 7  | 4/7/2020  | 283,000 | 0  |
| 08-Apr-2020 | 2020 | 7 | 2019/20 | 4 | APR | 8  | 4/8/2020  | 289,000 | 0  |
| 09-Apr-2020 | 2020 | 7 | 2019/20 | 4 | APR | 9  | 4/9/2020  | 300,000 | -1 |
| 10-Apr-2020 | 2020 | 7 | 2019/20 | 4 | APR | 10 | 4/10/2020 | 324,000 | -1 |
| 11-Apr-2020 | 2020 | 7 | 2019/20 | 4 | APR | 11 | 4/11/2020 | 314,000 | -1 |
| 12-Apr-2020 | 2020 | 7 | 2019/20 | 4 | APR | 12 | 4/12/2020 | 263,000 | -1 |
| 13-Apr-2020 | 2020 | 7 | 2019/20 | 4 | APR | 13 | 4/13/2020 | 285,000 | 0  |
| 14-Apr-2020 | 2020 | 7 | 2019/20 | 4 | APR | 14 | 4/14/2020 | 279,000 | 0  |
| 15-Apr-2020 | 2020 | 7 | 2019/20 | 4 | APR | 15 | 4/15/2020 | 282,000 | 0  |
| 16-Apr-2020 | 2020 | 7 | 2019/20 | 4 | APR | 16 | 4/16/2020 | 269,000 | 0  |
| 17-Apr-2020 | 2020 | 7 | 2019/20 | 4 | APR | 17 | 4/17/2020 | 289,000 | 0  |
| 18-Apr-2020 | 2020 | 7 | 2019/20 | 4 | APR | 18 | 4/18/2020 | 278,000 | 0  |
| 19-Apr-2020 | 2020 | 7 | 2019/20 | 4 | APR | 19 | 4/19/2020 | 297,000 | -1 |
| 20-Apr-2020 | 2020 | 7 | 2019/20 | 4 | APR | 20 | 4/20/2020 | 310,000 | -1 |
| 21-Apr-2020 | 2020 | 7 | 2019/20 | 4 | APR | 21 | 4/21/2020 | 359,000 | -1 |
| 22-Apr-2020 | 2020 | 7 | 2019/20 | 4 | APR | 22 | 4/22/2020 | 430,000 | 0  |
| 23-Apr-2020 | 2020 | 7 | 2019/20 | 4 | APR | 23 | 4/23/2020 | 460,000 | 0  |
| 24-Apr-2020 | 2020 | 7 | 2019/20 | 4 | APR | 24 | 4/24/2020 | 480,000 | 0  |
| 25-Apr-2020 | 2020 | 7 | 2019/20 | 4 | APR | 25 | 4/25/2020 | 505,000 | 0  |
| 26-Apr-2020 | 2020 | 7 | 2019/20 | 4 | APR | 26 | 4/26/2020 | 628,000 | 0  |
| 27-Apr-2020 | 2020 | 7 | 2019/20 | 4 | APR | 27 | 4/27/2020 | 623,000 | 0  |
| 28-Apr-2020 | 2020 | 7 | 2019/20 | 4 | APR | 28 | 4/28/2020 | 589,000 | 0  |
| 29-Apr-2020 | 2020 | 7 | 2019/20 | 4 | APR | 29 | 4/29/2020 | 648,000 | 0  |
| 30-Apr-2020 | 2020 | 7 | 2019/20 | 4 | APR | 30 | 4/30/2020 | 695,000 | 0  |
| 01-May-2020 | 2020 | 8 |         | 5 | MAY | 1  | 5/1/2020  | 890,000 | -1 |
| 02-May-2020 | 2020 | 8 |         | 5 | MAY | 2  | 5/2/2020  | 778,000 | -1 |
| 03-May-2020 | 2020 | 8 |         | 5 | MAY | 3  | 5/3/2020  | 746,000 | -1 |
| 04-May-2020 | 2020 | 8 |         | 5 | MAY | 4  | 5/4/2020  | 697,000 | -1 |
| 05-May-2020 | 2020 | 8 |         | 5 | MAY | 5  | 5/5/2020  | 680,000 | -1 |
| 06-May-2020 | 2020 | 8 |         | 5 | MAY | 6  | 5/6/2020  | 674,000 | -1 |
| 07-May-2020 | 2020 | 8 |         | 5 | MAY | 7  | 5/7/2020  | 630,000 | -1 |
| 08-May-2020 | 2020 | 8 |         | 5 | MAY | 8  | 5/8/2020  | 560,000 | -1 |
| 09-May-2020 | 2020 | 8 |         | 5 | MAY | 9  | 5/9/2020  | 520,000 | -1 |
| 10-May-2020 | 2020 | 8 |         | 5 | MAY | 10 | 5/10/2020 | 509,000 | -1 |
| 11-May-2020 | 2020 | 8 |         | 5 | MAY | 11 | 5/11/2020 | 584,000 | -1 |
| 12-May-2020 | 2020 | 8 |         | 5 | MAY | 12 | 5/12/2020 | 635,000 | -1 |
| 13-May-2020 | 2020 | 8 |         | 5 | MAY | 13 | 5/13/2020 | 677,000 | -1 |
| 14-May-2020 | 2020 | 8 |         | 5 | MAY | 14 | 5/14/2020 | 652,000 | -1 |
| 15-May-2020 | 2020 | 8 |         | 5 | MAY | 15 | 5/15/2020 | 662,000 | -1 |
| 16-May-2020 | 2020 | 8 |         | 5 | MAY | 16 | 5/16/2020 | 648,000 | -1 |
| 17-May-2020 | 2020 | 8 |         | 5 | MAY | 17 | 5/17/2020 | 641,000 | -1 |
| 18-May-2020 | 2020 | 8 |         | 5 | MAY | 18 | 5/18/2020 | 611,000 | -1 |
| 19-May-2020 | 2020 | 8 |         | 5 | MAY | 19 | 5/19/2020 | 613,000 | -1 |
| 20-May-2020 | 2020 | 8 |         | 5 | MAY | 20 | 5/20/2020 | 616,000 | -1 |
| 21-May-2020 | 2020 | 8 |         | 5 | MAY | 21 | 5/21/2020 | 612,000 | -1 |
| 22-May-2020 | 2020 | 8 |         | 5 | MAY | 22 | 5/22/2020 | 576,000 |    |
| 23-May-2020 | 2020 | 8 |         | 5 | MAY | 23 | 5/23/2020 | 526,000 |    |
| 24-May-2020 | 2020 | 8 |         | 5 | MAY | 24 | 5/24/2020 | 513,000 |    |
| 25-May-2020 | 2020 | 8 |         | 5 | MAY | 25 | 5/25/2020 | 463,000 |    |
| 26-May-2020 | 2020 | 8 |         | 5 | MAY | 26 | 5/26/2020 | 505,000 |    |
| 27-May-2020 | 2020 | 8 |         | 5 | MAY | 27 | 5/27/2020 | 533,000 |    |
| 28-May-2020 | 2020 | 8 |         | 5 | MAY | 28 | 5/28/2020 | 524,000 |    |
| 29-May-2020 | 2020 | 8 |         | 5 | MAY | 29 | 5/29/2020 | 518,000 |    |
| 30-May-2020 | 2020 | 8 |         | 5 | MAY | 30 | 5/30/2020 | 537,000 |    |
| 31-May-2020 | 2020 | 8 |         | 5 | MAY | 31 | 5/31/2020 | 502,000 |    |
| 01-Jun-2020 | 2020 | 9 |         | 6 | JUN | 1  | 6/1/2020  | 488,000 | 0  |
| 02-Jun-2020 | 2020 | 9 |         | 6 | JUN | 2  | 6/2/2020  | 543,000 | 0  |
| 03-Jun-2020 | 2020 | 9 |         | 6 | JUN | 3  | 6/3/2020  | 568,000 | 0  |
| 04-Jun-2020 | 2020 | 9 |         | 6 | JUN | 4  | 6/4/2020  | 541,000 | 0  |
| 05-Jun-2020 | 2020 | 9 |         | 6 | JUN | 5  | 6/5/2020  | 526,000 | 0  |
| 06-Jun-2020 | 2020 | 9 |         | 6 | JUN | 6  | 6/6/2020  | 521,000 | 0  |
| 07-Jun-2020 | 2020 | 9 |         | 6 | JUN | 7  | 6/7/2020  | 498,000 | 0  |
| 08-Jun-2020 | 2020 | 9 |         | 6 | JUN | 8  | 6/8/2020  | 552,000 | 0  |
| 09-Jun-2020 | 2020 | 9 |         | 6 | JUN | 9  | 6/9/2020  | 555,000 | 0  |
| 10-Jun-2020 | 2020 | 9 |         | 6 | JUN | 10 | 6/10/2020 | 564,000 | 0  |
| 11-Jun-2020 | 2020 | 9 |         | 6 | JUN | 11 | 6/11/2020 | 524,000 | 0  |
| 12-Jun-2020 | 2020 | 9 |         | 6 | JUN | 12 | 6/12/2020 | 514,000 | 0  |
| 13-Jun-2020 | 2020 | 9 |         | 6 | JUN | 13 | 6/13/2020 | 508,000 | 0  |
| 14-Jun-2020 | 2020 | 9 |         | 6 | JUN | 14 | 6/14/2020 | 528,000 | 0  |
| 15-Jun-2020 | 2020 | 9 |         | 6 | JUN | 15 | 6/15/2020 | 522,000 | 0  |
| 16-Jun-2020 | 2020 | 9 |         | 6 | JUN | 16 | 6/16/2020 | 540,000 | 0  |

|             |      |    |   |     |    |           |         |   |
|-------------|------|----|---|-----|----|-----------|---------|---|
| 17-Jun-2020 | 2020 | 9  | 6 | JUN | 17 | 6/17/2020 | 539,000 | 0 |
| 18-Jun-2020 | 2020 | 9  | 6 | JUN | 18 | 6/18/2020 | 622,000 | 0 |
| 19-Jun-2020 | 2020 | 9  | 6 | JUN | 19 | 6/19/2020 | 580,000 | 0 |
| 20-Jun-2020 | 2020 | 9  | 6 | JUN | 20 | 6/20/2020 | 552,000 | 0 |
| 21-Jun-2020 | 2020 | 9  | 6 | JUN | 21 | 6/21/2020 | 547,000 | 0 |
| 22-Jun-2020 | 2020 | 9  | 6 | JUN | 22 | 6/22/2020 | 561,000 | 0 |
| 23-Jun-2020 | 2020 | 9  | 6 | JUN | 23 | 6/23/2020 | 543,000 | 0 |
| 24-Jun-2020 | 2020 | 9  | 6 | JUN | 24 | 6/24/2020 | 523,000 | 0 |
| 25-Jun-2020 | 2020 | 9  | 6 | JUN | 25 | 6/25/2020 | 520,000 | 0 |
| 26-Jun-2020 | 2020 | 9  | 6 | JUN | 26 | 6/26/2020 | 554,000 | 0 |
| 27-Jun-2020 | 2020 | 9  | 6 | JUN | 27 | 6/27/2020 | 548,000 | 0 |
| 28-Jun-2020 | 2020 | 9  | 6 | JUN | 28 | 6/28/2020 | 571,000 | 0 |
| 29-Jun-2020 | 2020 | 9  | 6 | JUN | 29 | 6/29/2020 | 602,000 | 0 |
| 30-Jun-2020 | 2020 | 9  | 6 | JUN | 30 | 6/30/2020 | 563,000 | 0 |
| 01-Jul-2020 | 2020 | 10 | 7 | JUL | 1  | 7/1/2020  | 590,000 |   |
| 02-Jul-2020 | 2020 | 10 | 7 | JUL | 2  | 7/2/2020  | 571,000 |   |
| 03-Jul-2020 | 2020 | 10 | 7 | JUL | 3  | 7/3/2020  | 568,000 |   |
| 04-Jul-2020 | 2020 | 10 | 7 | JUL | 4  | 7/4/2020  | 552,000 |   |
| 05-Jul-2020 | 2020 | 10 | 7 | JUL | 5  | 7/5/2020  | 566,000 |   |
| 06-Jul-2020 | 2020 | 10 | 7 | JUL | 6  | 7/6/2020  | 553,000 |   |
| 07-Jul-2020 | 2020 | 10 | 7 | JUL | 7  | 7/7/2020  | 584,000 |   |
| 08-Jul-2020 | 2020 | 10 | 7 | JUL | 8  | 7/8/2020  | 563,000 |   |
| 09-Jul-2020 | 2020 | 10 | 7 | JUL | 9  | 7/9/2020  | 550,000 |   |
| 10-Jul-2020 | 2020 | 10 | 7 | JUL | 10 | 7/10/2020 | 563,000 |   |
| 11-Jul-2020 | 2020 | 10 | 7 | JUL | 11 | 7/11/2020 | 548,000 |   |
| 12-Jul-2020 | 2020 | 10 | 7 | JUL | 12 | 7/12/2020 | 576,000 |   |
| 13-Jul-2020 | 2020 | 10 | 7 | JUL | 13 | 7/13/2020 | 528,000 |   |
| 14-Jul-2020 | 2020 | 10 | 7 | JUL | 14 | 7/14/2020 | 503,000 |   |
| 15-Jul-2020 | 2020 | 10 | 7 | JUL | 15 | 7/15/2020 | 502,000 |   |
| 16-Jul-2020 | 2020 | 10 | 7 | JUL | 16 | 7/16/2020 | 527,000 |   |
| 17-Jul-2020 | 2020 | 10 | 7 | JUL | 17 | 7/17/2020 | 587,000 |   |
| 18-Jul-2020 | 2020 | 10 | 7 | JUL | 18 | 7/18/2020 | 547,000 |   |
| 19-Jul-2020 | 2020 | 10 | 7 | JUL | 19 | 7/19/2020 | 551,000 |   |
| 20-Jul-2020 | 2020 | 10 | 7 | JUL | 20 | 7/20/2020 | 524,000 |   |
| 21-Jul-2020 | 2020 | 10 | 7 | JUL | 21 | 7/21/2020 | 541,000 |   |
| 22-Jul-2020 | 2020 | 10 | 7 | JUL | 22 | 7/22/2020 | 525,000 |   |
| 23-Jul-2020 | 2020 | 10 | 7 | JUL | 23 | 7/23/2020 | 536,000 |   |
| 24-Jul-2020 | 2020 | 10 | 7 | JUL | 24 | 7/24/2020 | 592,000 |   |
| 25-Jul-2020 | 2020 | 10 | 7 | JUL | 25 | 7/25/2020 | 535,000 |   |
| 26-Jul-2020 | 2020 | 10 | 7 | JUL | 26 | 7/26/2020 | 566,000 |   |
| 27-Jul-2020 | 2020 | 10 | 7 | JUL | 27 | 7/27/2020 | 581,000 |   |
| 28-Jul-2020 | 2020 | 10 | 7 | JUL | 28 | 7/28/2020 | 539,000 |   |
| 29-Jul-2020 | 2020 | 10 | 7 | JUL | 29 | 7/29/2020 | 524,000 |   |
| 30-Jul-2020 | 2020 | 10 | 7 | JUL | 30 | 7/30/2020 | 544,000 |   |
| 31-Jul-2020 | 2020 | 10 | 7 | JUL | 31 | 7/31/2020 | 592,000 |   |
| 01-Aug-2020 | 2020 | 11 | 8 | AUG | 1  | 8/1/2020  | 503,000 |   |
| 02-Aug-2020 | 2020 | 11 | 8 | AUG | 2  | 8/2/2020  | 552,000 |   |
| 03-Aug-2020 | 2020 | 11 | 8 | AUG | 3  | 8/3/2020  | 518,000 |   |
| 04-Aug-2020 | 2020 | 11 | 8 | AUG | 4  | 8/4/2020  | 627,000 |   |
| 05-Aug-2020 | 2020 | 11 | 8 | AUG | 5  | 8/5/2020  | 527,000 |   |
| 06-Aug-2020 | 2020 | 11 | 8 | AUG | 6  | 8/6/2020  | 610,000 |   |
| 07-Aug-2020 | 2020 | 11 | 8 | AUG | 7  | 8/7/2020  | 533,000 |   |
| 08-Aug-2020 | 2020 | 11 | 8 | AUG | 8  | 8/8/2020  | 524,000 |   |
| 09-Aug-2020 | 2020 | 11 | 8 | AUG | 9  | 8/9/2020  | 515,000 |   |
| 10-Aug-2020 | 2020 | 11 | 8 | AUG | 10 | 8/10/2020 | 563,000 |   |
| 11-Aug-2020 | 2020 | 11 | 8 | AUG | 11 | 8/11/2020 | 458,000 |   |
| 12-Aug-2020 | 2020 | 11 | 8 | AUG | 12 | 8/12/2020 | 481,000 |   |
| 13-Aug-2020 | 2020 | 11 | 8 | AUG | 13 | 8/13/2020 | 521,000 |   |
| 14-Aug-2020 | 2020 | 11 | 8 | AUG | 14 | 8/14/2020 | 542,000 |   |
| 15-Aug-2020 | 2020 | 11 | 8 | AUG | 15 | 8/15/2020 | 543,000 |   |
| 16-Aug-2020 | 2020 | 11 | 8 | AUG | 16 | 8/16/2020 | 516,000 |   |
| 17-Aug-2020 | 2020 | 11 | 8 | AUG | 17 | 8/17/2020 | 555,000 |   |
| 18-Aug-2020 | 2020 | 11 | 8 | AUG | 18 | 8/18/2020 | 424,000 |   |
| 19-Aug-2020 | 2020 | 11 | 8 | AUG | 19 | 8/19/2020 | 456,000 |   |
| 20-Aug-2020 | 2020 | 11 | 8 | AUG | 20 | 8/20/2020 | 453,000 |   |
| 21-Aug-2020 | 2020 | 11 | 8 | AUG | 21 | 8/21/2020 | 430,000 |   |
| 22-Aug-2020 | 2020 | 11 | 8 | AUG | 22 | 8/22/2020 | 469,000 |   |
| 23-Aug-2020 | 2020 | 11 | 8 | AUG | 23 | 8/23/2020 | 508,000 |   |
| 24-Aug-2020 | 2020 | 11 | 8 | AUG | 24 | 8/24/2020 | 555,000 |   |
| 25-Aug-2020 | 2020 | 11 | 8 | AUG | 25 | 8/25/2020 | 420,000 |   |
| 26-Aug-2020 | 2020 | 11 | 8 | AUG | 26 | 8/26/2020 | 422,000 |   |
| 27-Aug-2020 | 2020 | 11 | 8 | AUG | 27 | 8/27/2020 | 580,000 |   |
| 28-Aug-2020 | 2020 | 11 | 8 | AUG | 28 | 8/28/2020 | 554,000 |   |
| 29-Aug-2020 | 2020 | 11 | 8 | AUG | 29 | 8/29/2020 | 471,000 |   |
| 30-Aug-2020 | 2020 | 11 | 8 | AUG | 30 | 8/30/2020 | 429,000 |   |
| 31-Aug-2020 | 2020 | 11 | 8 | AUG | 31 | 8/31/2020 | 422,000 |   |
| 01-Sep-2020 | 2020 | 12 | 9 | SEP | 1  | 9/1/2020  | 465,000 |   |
| 02-Sep-2020 | 2020 | 12 | 9 | SEP | 2  | 9/2/2020  | 457,000 |   |
| 03-Sep-2020 | 2020 | 12 | 9 | SEP | 3  | 9/3/2020  | 442,000 |   |

|             |      |    |         |     |     |           |            |         |
|-------------|------|----|---------|-----|-----|-----------|------------|---------|
| 04-Sep-2020 | 2020 | 12 | 9       | SEP | 4   | 9/4/2020  | 495,000    |         |
| 05-Sep-2020 | 2020 | 12 | 9       | SEP | 5   | 9/5/2020  | 506,000    |         |
| 06-Sep-2020 | 2020 | 12 | 9       | SEP | 6   | 9/6/2020  | 507,000    |         |
| 07-Sep-2020 | 2020 | 12 | 9       | SEP | 7   | 9/7/2020  | 451,000    |         |
| 08-Sep-2020 | 2020 | 12 | 9       | SEP | 8   | 9/8/2020  | 430,000    |         |
| 09-Sep-2020 | 2020 | 12 | 9       | SEP | 9   | 9/9/2020  | 439,000    |         |
| 10-Sep-2020 | 2020 | 12 | 9       | SEP | 10  | 9/10/2020 | 428,000    |         |
| 11-Sep-2020 | 2020 | 12 | 9       | SEP | 11  | 9/11/2020 | 451,000    |         |
| 12-Sep-2020 | 2020 | 12 | 9       | SEP | 12  | 9/12/2020 | 505,000    |         |
| 13-Sep-2020 | 2020 | 12 | 9       | SEP | 13  | 9/13/2020 | 509,000    |         |
| 14-Sep-2020 | 2020 | 12 | 9       | SEP | 14  | 9/14/2020 | 523,000    |         |
| 15-Sep-2020 | 2020 | 12 | 9       | SEP | 15  | 9/15/2020 | 508,000    |         |
| 16-Sep-2020 | 2020 | 12 | 9       | SEP | 16  | 9/16/2020 | 679,000    |         |
| 17-Sep-2020 | 2020 | 12 | 9       | SEP | 17  | 9/17/2020 | 528,000    |         |
| 18-Sep-2020 | 2020 | 12 | 9       | SEP | 18  | 9/18/2020 | 429,000    |         |
| 19-Sep-2020 | 2020 | 12 | 9       | SEP | 19  | 9/19/2020 | 408,000    |         |
| 20-Sep-2020 | 2020 | 12 | 9       | SEP | 20  | 9/20/2020 | 393,000    |         |
| 21-Sep-2020 | 2020 | 12 | 9       | SEP | 21  | 9/21/2020 | 556,000    |         |
| 22-Sep-2020 | 2020 | 12 | 9       | SEP | 22  | 9/22/2020 | 379,000    |         |
| 23-Sep-2020 | 2020 | 12 | 9       | SEP | 23  | 9/23/2020 | 437,000    |         |
| 24-Sep-2020 | 2020 | 12 | 9       | SEP | 24  | 9/24/2020 | 459,000    |         |
| 25-Sep-2020 | 2020 | 12 | 9       | SEP | 25  | 9/25/2020 | 426,000    |         |
| 26-Sep-2020 | 2020 | 12 | 9       | SEP | 26  | 9/26/2020 | 406,000    |         |
| 27-Sep-2020 | 2020 | 12 | 9       | SEP | 27  | 9/27/2020 | 407,000    |         |
| 28-Sep-2020 | 2020 | 12 | 9       | SEP | 28  | 9/28/2020 | 434,000    |         |
| 29-Sep-2020 | 2020 | 12 | 9       | SEP | 29  | 9/29/2020 | 392,000    |         |
| 30-Sep-2020 | 2020 | 12 | 9       | SEP | 30  | 9/30/2020 | 401,000    |         |
| 01-Oct-2020 | 2020 | 1  | 2020/21 | 10  | OCT | 1         | 10/1/2020  | 406,000 |
| 02-Oct-2020 | 2020 | 1  |         | 10  | OCT | 2         | 10/2/2020  | 401,000 |
| 03-Oct-2020 | 2020 | 1  |         | 10  | OCT | 3         | 10/3/2020  | 377,000 |
| 04-Oct-2020 | 2020 | 1  |         | 10  | OCT | 4         | 10/4/2020  | 382,000 |
| 05-Oct-2020 | 2020 | 1  |         | 10  | OCT | 5         | 10/5/2020  | 354,000 |
| 06-Oct-2020 | 2020 | 1  |         | 10  | OCT | 6         | 10/6/2020  | 302,000 |
| 07-Oct-2020 | 2020 | 1  |         | 10  | OCT | 7         | 10/7/2020  | 288,000 |
| 08-Oct-2020 | 2020 | 1  |         | 10  | OCT | 8         | 10/8/2020  | 306,000 |
| 09-Oct-2020 | 2020 | 1  |         | 10  | OCT | 9         | 10/9/2020  | 341,000 |
| 10-Oct-2020 | 2020 | 1  |         | 10  | OCT | 10        | 10/10/2020 | 264,000 |
| 11-Oct-2020 | 2020 | 1  |         | 10  | OCT | 11        | 10/11/2020 | 306,000 |
| 12-Oct-2020 | 2020 | 1  |         | 10  | OCT | 12        | 10/12/2020 | 293,000 |
| 13-Oct-2020 | 2020 | 1  |         | 10  | OCT | 13        | 10/13/2020 | 284,000 |
| 14-Oct-2020 | 2020 | 1  |         | 10  | OCT | 14        | 10/14/2020 | 298,000 |
| 15-Oct-2020 | 2020 | 1  |         | 10  | OCT | 15        | 10/15/2020 | 299,000 |
| 16-Oct-2020 | 2020 | 1  |         | 10  | OCT | 16        | 10/16/2020 | 287,000 |
| 17-Oct-2020 | 2020 | 1  |         | 10  | OCT | 17        | 10/17/2020 | 288,000 |
| 18-Oct-2020 | 2020 | 1  |         | 10  | OCT | 18        | 10/18/2020 | 282,000 |
| 19-Oct-2020 | 2020 | 1  |         | 10  | OCT | 19        | 10/19/2020 | 292,000 |
| 20-Oct-2020 | 2020 | 1  |         | 10  | OCT | 20        | 10/20/2020 | 275,000 |
| 21-Oct-2020 | 2020 | 1  |         | 10  | OCT | 21        | 10/21/2020 | 285,000 |
| 22-Oct-2020 | 2020 | 1  |         | 10  | OCT | 22        | 10/22/2020 | 301,000 |
| 23-Oct-2020 | 2020 | 1  |         | 10  | OCT | 23        | 10/23/2020 | 307,000 |
| 24-Oct-2020 | 2020 | 1  |         | 10  | OCT | 24        | 10/24/2020 | 273,000 |
| 25-Oct-2020 | 2020 | 1  |         | 10  | OCT | 25        | 10/25/2020 | 333,000 |
| 26-Oct-2020 | 2020 | 1  |         | 10  | OCT | 26        | 10/26/2020 | 306,000 |
| 27-Oct-2020 | 2020 | 1  |         | 10  | OCT | 27        | 10/27/2020 | 257,000 |
| 28-Oct-2020 | 2020 | 1  |         | 10  | OCT | 28        | 10/28/2020 | 260,000 |
| 29-Oct-2020 | 2020 | 1  |         | 10  | OCT | 29        | 10/29/2020 | 274,000 |
| 30-Oct-2020 | 2020 | 1  |         | 10  | OCT | 30        | 10/30/2020 | 289,000 |
| 31-Oct-2020 | 2020 | 1  |         | 10  | OCT | 31        | 10/31/2020 | 270,000 |
| 01-Nov-2020 | 2020 | 2  |         | 11  | NOV | 1         | 11/1/2020  | 262,000 |
| 02-Nov-2020 | 2020 | 2  |         | 11  | NOV | 2         | 11/2/2020  | 276,000 |
| 03-Nov-2020 | 2020 | 2  |         | 11  | NOV | 3         | 11/3/2020  | 264,000 |
| 04-Nov-2020 | 2020 | 2  |         | 11  | NOV | 4         | 11/4/2020  | 261,000 |
| 05-Nov-2020 | 2020 | 2  |         | 11  | NOV | 5         | 11/5/2020  | 264,000 |
| 06-Nov-2020 | 2020 | 2  |         | 11  | NOV | 6         | 11/6/2020  | 253,000 |
| 07-Nov-2020 | 2020 | 2  |         | 11  | NOV | 7         | 11/7/2020  | 288,000 |
| 08-Nov-2020 | 2020 | 2  |         | 11  | NOV | 8         | 11/8/2020  | 256,000 |
| 09-Nov-2020 | 2020 | 2  |         | 11  | NOV | 9         | 11/9/2020  | 278,000 |
| 10-Nov-2020 | 2020 | 2  |         | 11  | NOV | 10        | 11/10/2020 | 263,000 |
| 11-Nov-2020 | 2020 | 2  |         | 11  | NOV | 11        | 11/11/2020 | 275,000 |
| 12-Nov-2020 | 2020 | 2  |         | 11  | NOV | 12        | 11/12/2020 | 305,000 |
| 13-Nov-2020 | 2020 | 2  |         | 11  | NOV | 13        | 11/13/2020 | 322,000 |
| 14-Nov-2020 | 2020 | 2  |         | 11  | NOV | 14        | 11/14/2020 | 289,000 |
| 15-Nov-2020 | 2020 | 2  |         | 11  | NOV | 15        | 11/15/2020 | 263,000 |
| 16-Nov-2020 | 2020 | 2  |         | 11  | NOV | 16        | 11/16/2020 | 253,000 |
| 17-Nov-2020 | 2020 | 2  |         | 11  | NOV | 17        | 11/17/2020 | 266,000 |
| 18-Nov-2020 | 2020 | 2  |         | 11  | NOV | 18        | 11/18/2020 | 267,000 |
| 19-Nov-2020 | 2020 | 2  |         | 11  | NOV | 19        | 11/19/2020 | 290,000 |
| 20-Nov-2020 | 2020 | 2  |         | 11  | NOV | 20        | 11/20/2020 | 318,000 |
| 21-Nov-2020 | 2020 | 2  |         | 11  | NOV | 21        | 11/21/2020 | 314,000 |

|             |      |   |         |    |     |    |            |         |         |
|-------------|------|---|---------|----|-----|----|------------|---------|---------|
| 22-Nov-2020 | 2020 | 2 |         | 11 | NOV | 22 | 11/22/2020 | 345,000 |         |
| 23-Nov-2020 | 2020 | 2 |         | 11 | NOV | 23 | 11/23/2020 | 344,000 |         |
| 24-Nov-2020 | 2020 | 2 |         | 11 | NOV | 24 | 11/24/2020 | 395,000 |         |
| 25-Nov-2020 | 2020 | 2 |         | 11 | NOV | 25 | 11/25/2020 | 417,000 |         |
| 26-Nov-2020 | 2020 | 2 |         | 11 | NOV | 26 | 11/26/2020 | 461,000 |         |
| 27-Nov-2020 | 2020 | 2 |         | 11 | NOV | 27 | 11/27/2020 | 487,000 |         |
| 28-Nov-2020 | 2020 | 2 |         | 11 | NOV | 28 | 11/28/2020 | 479,000 |         |
| 29-Nov-2020 | 2020 | 2 |         | 11 | NOV | 29 | 11/29/2020 | 461,000 |         |
| 30-Nov-2020 | 2020 | 2 |         | 11 | NOV | 30 | 11/30/2020 | 394,000 |         |
| 01-Dec-2020 | 2020 | 3 |         | 12 | DEC | 1  | 12/1/2020  | 336,000 |         |
| 02-Dec-2020 | 2020 | 3 |         | 12 | DEC | 2  | 12/2/2020  | 364,000 |         |
| 03-Dec-2020 | 2020 | 3 |         | 12 | DEC | 3  | 12/3/2020  | 369,000 |         |
| 04-Dec-2020 | 2020 | 3 |         | 12 | DEC | 4  | 12/4/2020  | 418,000 |         |
| 05-Dec-2020 | 2020 | 3 |         | 12 | DEC | 5  | 12/5/2020  | 421,000 |         |
| 06-Dec-2020 | 2020 | 3 |         | 12 | DEC | 6  | 12/6/2020  | 452,000 |         |
| 07-Dec-2020 | 2020 | 3 |         | 12 | DEC | 7  | 12/7/2020  | 413,000 |         |
| 08-Dec-2020 | 2020 | 3 |         | 12 | DEC | 8  | 12/8/2020  | 363,000 |         |
| 09-Dec-2020 | 2020 | 3 |         | 12 | DEC | 9  | 12/9/2020  | 366,000 |         |
| 10-Dec-2020 | 2020 | 3 |         | 12 | DEC | 10 | 12/10/2020 | 376,000 |         |
| 11-Dec-2020 | 2020 | 3 |         | 12 | DEC | 11 | 12/11/2020 | 399,000 |         |
| 12-Dec-2020 | 2020 | 3 |         | 12 | DEC | 12 | 12/12/2020 | 413,000 |         |
| 13-Dec-2020 | 2020 | 3 |         | 12 | DEC | 13 | 12/13/2020 | 427,000 |         |
| 14-Dec-2020 | 2020 | 3 |         | 12 | DEC | 14 | 12/14/2020 | 428,000 |         |
| 15-Dec-2020 | 2020 | 3 |         | 12 | DEC | 15 | 12/15/2020 | 478,000 |         |
| 16-Dec-2020 | 2020 | 3 |         | 12 | DEC | 16 | 12/16/2020 | 480,000 |         |
| 17-Dec-2020 | 2020 | 3 |         | 12 | DEC | 17 | 12/17/2020 | 489,000 |         |
| 18-Dec-2020 | 2020 | 3 |         | 12 | DEC | 18 | 12/18/2020 | 497,000 |         |
| 19-Dec-2020 | 2020 | 3 |         | 12 | DEC | 19 | 12/19/2020 | 503,000 |         |
| 20-Dec-2020 | 2020 | 3 |         | 12 | DEC | 20 | 12/20/2020 | 525,000 |         |
| 21-Dec-2020 | 2020 | 3 |         | 12 | DEC | 21 | 12/21/2020 | 538,000 |         |
| 22-Dec-2020 | 2020 | 3 |         | 12 | DEC | 22 | 12/22/2020 | 554,000 |         |
| 23-Dec-2020 | 2020 | 3 |         | 12 | DEC | 23 | 12/23/2020 | 555,000 |         |
| 24-Dec-2020 | 2020 | 3 |         | 12 | DEC | 24 | 12/24/2020 | 558,000 |         |
| 25-Dec-2020 | 2020 | 3 |         | 12 | DEC | 25 | 12/25/2020 | 529,000 |         |
| 26-Dec-2020 | 2020 | 3 |         | 12 | DEC | 26 | 12/26/2020 | 545,000 |         |
| 27-Dec-2020 | 2020 | 3 |         | 12 | DEC | 27 | 12/27/2020 | 564,000 |         |
| 28-Dec-2020 | 2020 | 3 |         | 12 | DEC | 28 | 12/28/2020 | 581,000 |         |
| 29-Dec-2020 | 2020 | 3 |         | 12 | DEC | 29 | 12/29/2020 | 576,000 |         |
| 30-Dec-2020 | 2020 | 3 |         | 12 | DEC | 30 | 12/30/2020 | 580,000 |         |
| 31-Dec-2020 | 2020 | 3 |         | 12 | DEC | 31 | 12/31/2020 | 637,000 |         |
| 01-Oct-2019 | 2021 | 1 | 2020/21 | 10 | OCT | 1  | 10/1/2019  | 327,000 |         |
| 02-Oct-2019 | 2021 | 1 | 2020/21 | 10 | OCT | 2  | 10/2/2019  | 298,000 |         |
| 03-Oct-2019 | 2021 | 1 | 2020/21 | 10 | OCT | 3  | 10/3/2019  | 316,000 |         |
| 04-Oct-2019 | 2021 | 1 | 2020/21 | 10 | OCT | 4  | 10/4/2019  | 307,000 |         |
| 05-Oct-2019 | 2021 | 1 | 2020/21 | 10 | OCT | 5  | 10/5/2019  | 314,000 |         |
| 06-Oct-2019 | 2021 | 1 | 2020/21 | 10 | OCT | 6  | 10/6/2019  | 302,000 |         |
| 07-Oct-2019 | 2021 | 1 | 2020/21 | 10 | OCT | 7  | 10/7/2019  | 321,000 |         |
| 08-Oct-2019 | 2021 | 1 | 2020/21 | 10 | OCT | 8  | 10/8/2019  | 318,000 |         |
| 09-Oct-2019 | 2021 | 1 | 2020/21 | 10 | OCT | 9  | 10/9/2019  | 304,000 |         |
| 10-Oct-2019 | 2021 | 1 | 2020/21 | 10 | OCT | 10 | 10/10/2019 | 294,000 |         |
| 11-Oct-2019 | 2021 | 1 | 2020/21 | 10 | OCT | 11 | 10/11/2019 | 261,000 |         |
| 12-Oct-2019 | 2021 | 1 | 2020/21 | 10 | OCT | 12 | 10/12/2019 | 297,000 |         |
| 13-Oct-2019 | 2021 | 1 | 2020/21 | 10 | OCT | 13 | 10/13/2019 | 213,000 |         |
| 14-Oct-2019 | 2021 | 1 | 2020/21 | 10 | OCT | 14 | 10/14/2019 | 250,000 |         |
| 15-Oct-2019 | 2021 | 1 | 2020/21 | 10 | OCT | 15 | 10/15/2019 | 237,000 |         |
| 16-Oct-2019 | 2021 | 1 | 2020/21 | 10 | OCT | 16 | 10/16/2019 | 212,000 |         |
| 17-Oct-2019 | 2021 | 1 | 2020/21 | 10 | OCT | 17 | 10/17/2019 | 292,000 |         |
| 18-Oct-2019 | 2021 | 1 | 2020/21 | 10 | OCT | 18 | 10/18/2019 | 264,000 |         |
| 19-Oct-2019 | 2021 | 1 | 2020/21 | 10 | OCT | 19 | 10/19/2019 | 289,000 |         |
| 20-Oct-2019 | 2021 | 1 | 2020/21 | 10 | OCT | 20 | 10/20/2019 | 247,000 |         |
| 21-Oct-2019 | 2021 | 1 | 2020/21 | 10 | OCT | 21 | 10/21/2019 | 297,000 |         |
| 22-Oct-2019 | 2021 | 1 | 2020/21 | 10 | OCT | 22 | 10/22/2019 | 228,000 |         |
| 23-Oct-2019 | 2021 | 1 | 2020/21 | 10 | OCT | 23 | 10/23/2019 | 263,000 |         |
| 24-Oct-2019 | 2021 | 1 | 2020/21 | 10 | OCT | 24 | 10/24/2019 | 200,000 |         |
| 25-Oct-2019 | 2021 | 1 | 2020/21 | 10 | OCT | 25 | 10/25/2019 | 250,000 |         |
| 26-Oct-2019 | 2021 | 1 | 2020/21 | 10 | OCT | 26 | 10/26/2019 | 191,000 |         |
| 27-Oct-2019 | 2021 | 1 | 2020/21 | 10 | OCT | 27 | 10/27/2019 | 222,000 |         |
| 28-Oct-2019 | 2021 | 1 | 2020/21 | 10 | OCT | 28 | 10/28/2019 | 252,000 |         |
| 29-Oct-2019 | 2021 | 1 | 2020/21 | 10 | OCT | 29 | 10/29/2019 | 248,000 |         |
| 30-Oct-2019 | 2021 | 1 | 2020/21 | 10 | OCT | 30 | 10/30/2019 | 283,000 |         |
| 31-Oct-2019 | 2021 | 1 | 2020/21 | 10 | OCT | 31 | 10/31/2019 | 238,000 |         |
| 01-Nov-2019 | 2021 | 2 | 2020/21 | 11 | NOV | 1  | 11/1/2019  | 271,000 | 98,730  |
| 02-Nov-2019 | 2021 | 2 | 2020/21 | 11 | NOV | 2  | 11/2/2019  | 296,000 | 12,808  |
| 03-Nov-2019 | 2021 | 2 | 2020/21 | 11 | NOV | 3  | 11/3/2019  | 276,000 | 96,260  |
| 04-Nov-2019 | 2021 | 2 | 2020/21 | 11 | NOV | 4  | 11/4/2019  | 296,000 | 112,380 |
| 05-Nov-2019 | 2021 | 2 | 2020/21 | 11 | NOV | 5  | 11/5/2019  | 261,000 | 118,650 |
| 06-Nov-2019 | 2021 | 2 | 2020/21 | 11 | NOV | 6  | 11/6/2019  | 224,000 | 99,910  |
| 07-Nov-2019 | 2021 | 2 | 2020/21 | 11 | NOV | 7  | 11/7/2019  | 277,000 | 122,640 |
| 08-Nov-2019 | 2021 | 2 | 2020/21 | 11 | NOV | 8  | 11/8/2019  | 242,000 | 122,680 |

|             |      |   |         |    |     |    |            |         |         |
|-------------|------|---|---------|----|-----|----|------------|---------|---------|
| 09-Nov-2019 | 2021 | 2 | 2020/21 | 11 | NOV | 9  | 11/9/2019  | 226,000 | 107,820 |
| 10-Nov-2019 | 2021 | 2 | 2020/21 | 11 | NOV | 10 | 11/10/2019 | 235,000 | 104,680 |
| 11-Nov-2019 | 2021 | 2 | 2020/21 | 11 | NOV | 11 | 11/11/2019 | 224,000 | 104,700 |
| 12-Nov-2019 | 2021 | 2 | 2020/21 | 11 | NOV | 12 | 11/12/2019 | 250,000 | 112,190 |
| 13-Nov-2019 | 2021 | 2 | 2020/21 | 11 | NOV | 13 | 11/13/2019 | 272,000 | 109,780 |
| 14-Nov-2019 | 2021 | 2 | 2020/21 | 11 | NOV | 14 | 11/14/2019 | 287,000 | 157,570 |
| 15-Nov-2019 | 2021 | 2 | 2020/21 | 11 | NOV | 15 | 11/15/2019 | 335,000 |         |
| 16-Nov-2019 | 2021 | 2 | 2020/21 | 11 | NOV | 16 | 11/16/2019 | 236,000 |         |
| 17-Nov-2019 | 2021 | 2 | 2020/21 | 11 | NOV | 17 | 11/17/2019 | 277,000 |         |
| 18-Nov-2019 | 2021 | 2 | 2020/21 | 11 | NOV | 18 | 11/18/2019 | 239,000 | 97,620  |
| 19-Nov-2019 | 2021 | 2 | 2020/21 | 11 | NOV | 19 | 11/19/2019 | 295,000 | 96,390  |
| 20-Nov-2019 | 2021 | 2 | 2020/21 | 11 | NOV | 20 | 11/20/2019 | 287,000 | 98,840  |
| 21-Nov-2019 | 2021 | 2 | 2020/21 | 11 | NOV | 21 | 11/21/2019 | 263,000 | 90,150  |
| 22-Nov-2019 | 2021 | 2 | 2020/21 | 11 | NOV | 22 | 11/22/2019 | 334,000 | 102,240 |
| 23-Nov-2019 | 2021 | 2 | 2020/21 | 11 | NOV | 23 | 11/23/2019 | 289,000 | 102,270 |
| 24-Nov-2019 | 2021 | 2 | 2020/21 | 11 | NOV | 24 | 11/24/2019 | 354,000 | 93,920  |
| 25-Nov-2019 | 2021 | 2 | 2020/21 | 11 | NOV | 25 | 11/25/2019 | 337,000 |         |
| 26-Nov-2019 | 2021 | 2 | 2020/21 | 11 | NOV | 26 | 11/26/2019 | 285,000 |         |
| 27-Nov-2019 | 2021 | 2 | 2020/21 | 11 | NOV | 27 | 11/27/2019 | 346,000 | 136,870 |
| 28-Nov-2019 | 2021 | 2 | 2020/21 | 11 | NOV | 28 | 11/28/2019 | 392,000 | 170,440 |
| 29-Nov-2019 | 2021 | 2 | 2020/21 | 11 | NOV | 29 | 11/29/2019 | 333,000 | 219,240 |
| 30-Nov-2019 | 2021 | 2 | 2020/21 | 11 | NOV | 30 | 11/30/2019 | 324,000 | 202,830 |
| 01-Dec-2019 | 2021 | 3 | 2020/21 | 12 | DEC | 1  | 12/1/2019  | 295,000 | 147,350 |
| 02-Dec-2019 | 2021 | 3 | 2020/21 | 12 | DEC | 2  | 12/2/2019  | 305,000 | 118,900 |
| 03-Dec-2019 | 2021 | 3 | 2020/21 | 12 | DEC | 3  | 12/3/2019  | 283,000 | 117,260 |
| 04-Dec-2019 | 2021 | 3 | 2020/21 | 12 | DEC | 4  | 12/4/2019  | 306,000 | 109,120 |
| 05-Dec-2019 | 2021 | 3 | 2020/21 | 12 | DEC | 5  | 12/5/2019  | 308,000 | 107,490 |
| 06-Dec-2019 | 2021 | 3 | 2020/21 | 12 | DEC | 6  | 12/6/2019  | 380,000 | 116,880 |
| 07-Dec-2019 | 2021 | 3 | 2020/21 | 12 | DEC | 7  | 12/7/2019  | 384,000 | 126,610 |
| 08-Dec-2019 | 2021 | 3 | 2020/21 | 12 | DEC | 8  | 12/8/2019  | 349,000 | 113,160 |
| 09-Dec-2019 | 2021 | 3 | 2020/21 | 12 | DEC | 9  | 12/9/2019  | 303,000 | 115,220 |
| 10-Dec-2019 | 2021 | 3 | 2020/21 | 12 | DEC | 10 | 12/10/2019 | 285,000 | 132,100 |
| 11-Dec-2019 | 2021 | 3 | 2020/21 | 12 | DEC | 11 | 12/11/2019 | 396,000 | 135,630 |
| 12-Dec-2019 | 2021 | 3 | 2020/21 | 12 | DEC | 12 | 12/12/2019 | 350,000 | 147,120 |
| 13-Dec-2019 | 2021 | 3 | 2020/21 | 12 | DEC | 13 | 12/13/2019 | 321,000 | 157,160 |
| 14-Dec-2019 | 2021 | 3 | 2020/21 | 12 | DEC | 14 | 12/14/2019 | 385,000 | 189,430 |
| 15-Dec-2019 | 2021 | 3 | 2020/21 | 12 | DEC | 15 | 12/15/2019 | 345,000 | 187,150 |
| 16-Dec-2019 | 2021 | 3 | 2020/21 | 12 | DEC | 16 | 12/16/2019 | 373,000 |         |
| 17-Dec-2019 | 2021 | 3 | 2020/21 | 12 | DEC | 17 | 12/17/2019 | 405,000 |         |
| 18-Dec-2019 | 2021 | 3 | 2020/21 | 12 | DEC | 18 | 12/18/2019 | 436,000 |         |
| 19-Dec-2019 | 2021 | 3 | 2020/21 | 12 | DEC | 19 | 12/19/2019 | 418,000 |         |
| 20-Dec-2019 | 2021 | 3 | 2020/21 | 12 | DEC | 20 | 12/20/2019 | 393,000 |         |
| 21-Dec-2019 | 2021 | 3 | 2020/21 | 12 | DEC | 21 | 12/21/2019 | 398,000 |         |
| 22-Dec-2019 | 2021 | 3 | 2020/21 | 12 | DEC | 22 | 12/22/2019 | 512,000 |         |
| 23-Dec-2019 | 2021 | 3 | 2020/21 | 12 | DEC | 23 | 12/23/2019 | 510,000 |         |
| 24-Dec-2019 | 2021 | 3 | 2020/21 | 12 | DEC | 24 | 12/24/2019 | 567,000 |         |
| 25-Dec-2019 | 2021 | 3 | 2020/21 | 12 | DEC | 25 | 12/25/2019 | 558,000 |         |
| 26-Dec-2019 | 2021 | 3 | 2020/21 | 12 | DEC | 26 | 12/26/2019 | 588,000 |         |
| 27-Dec-2019 | 2021 | 3 | 2020/21 | 12 | DEC | 27 | 12/27/2019 | 590,000 |         |
| 28-Dec-2019 | 2021 | 3 | 2020/21 | 12 | DEC | 28 | 12/28/2019 | 625,000 |         |
| 29-Dec-2019 | 2021 | 3 | 2020/21 | 12 | DEC | 29 | 12/29/2019 | 667,000 |         |
| 30-Dec-2019 | 2021 | 3 | 2020/21 | 12 | DEC | 30 | 12/30/2019 | 681,000 |         |
| 31-Dec-2019 | 2021 | 3 | 2020/21 | 12 | DEC | 31 | 12/31/2019 | 698,000 |         |
| 01-Jan-2021 | 2021 | 4 | 2020/21 | 1  | JAN | 1  | 1/1/2021   | 633,000 | 0       |
| 02-Jan-2021 | 2021 | 4 | 2020/21 | 1  | JAN | 2  | 1/2/2021   | 599,000 | 0       |
| 03-Jan-2021 | 2021 | 4 | 2020/21 | 1  | JAN | 3  | 1/3/2021   | 596,000 | 0       |
| 04-Jan-2021 | 2021 | 4 | 2020/21 | 1  | JAN | 4  | 1/4/2021   | 499,000 | 0       |
| 05-Jan-2021 | 2021 | 4 | 2020/21 | 1  | JAN | 5  | 1/5/2021   | 554,000 | 0       |
| 06-Jan-2021 | 2021 | 4 | 2020/21 | 1  | JAN | 6  | 1/6/2021   | 531,000 | 0       |
| 07-Jan-2021 | 2021 | 4 | 2020/21 | 1  | JAN | 7  | 1/7/2021   | 504,000 | 0       |
| 08-Jan-2021 | 2021 | 4 | 2020/21 | 1  | JAN | 8  | 1/8/2021   | 498,000 | 0       |
| 09-Jan-2021 | 2021 | 4 | 2020/21 | 1  | JAN | 9  | 1/9/2021   | 484,000 | 0       |
| 10-Jan-2021 | 2021 | 4 | 2020/21 | 1  | JAN | 10 | 1/10/2021  | 529,000 | 0       |
| 11-Jan-2021 | 2021 | 4 | 2020/21 | 1  | JAN | 11 | 1/11/2021  | 458,000 | 0       |
| 12-Jan-2021 | 2021 | 4 | 2020/21 | 1  | JAN | 12 | 1/12/2021  | 486,000 | 0       |
| 13-Jan-2021 | 2021 | 4 | 2020/21 | 1  | JAN | 13 | 1/13/2021  | 508,000 | 0       |
| 14-Jan-2021 | 2021 | 4 | 2020/21 | 1  | JAN | 14 | 1/14/2021  | 456,000 | 0       |
| 15-Jan-2021 | 2021 | 4 | 2020/21 | 1  | JAN | 15 | 1/15/2021  | 493,000 | 0       |
| 16-Jan-2021 | 2021 | 4 | 2020/21 | 1  | JAN | 16 | 1/16/2021  | 489,000 | 0       |
| 17-Jan-2021 | 2021 | 4 | 2020/21 | 1  | JAN | 17 | 1/17/2021  | 537,000 | 0       |
| 18-Jan-2021 | 2021 | 4 | 2020/21 | 1  | JAN | 18 | 1/18/2021  | 549,000 | 0       |
| 19-Jan-2021 | 2021 | 4 | 2020/21 | 1  | JAN | 19 | 1/19/2021  | 508,000 | 0       |
| 20-Jan-2021 | 2021 | 4 | 2020/21 | 1  | JAN | 20 | 1/20/2021  | 475,000 | 0       |
| 21-Jan-2021 | 2021 | 4 | 2020/21 | 1  | JAN | 21 | 1/21/2021  | 497,000 | 0       |
| 22-Jan-2021 | 2021 | 4 | 2020/21 | 1  | JAN | 22 | 1/22/2021  | 522,000 | 0       |
| 23-Jan-2021 | 2021 | 4 | 2020/21 | 1  | JAN | 23 | 1/23/2021  | 535,000 | 0       |
| 24-Jan-2021 | 2021 | 4 | 2020/21 | 1  | JAN | 24 | 1/24/2021  | 543,000 | 0       |
| 25-Jan-2021 | 2021 | 4 | 2020/21 | 1  | JAN | 25 | 1/25/2021  | 535,000 | 0       |
| 26-Jan-2021 | 2021 | 4 | 2020/21 | 1  | JAN | 26 | 1/26/2021  | 480,000 | 0       |

|             |      |   |         |   |     |    |           |         |    |
|-------------|------|---|---------|---|-----|----|-----------|---------|----|
| 27-Jan-2021 | 2021 | 4 | 2020/21 | 1 | JAN | 27 | 1/27/2021 | 500,000 | 0  |
| 28-Jan-2021 | 2021 | 4 | 2020/21 | 1 | JAN | 28 | 1/28/2021 | 578,000 | 0  |
| 29-Jan-2021 | 2021 | 4 | 2020/21 | 1 | JAN | 29 | 1/29/2021 | 598,000 | 0  |
| 30-Jan-2021 | 2021 | 4 | 2020/21 | 1 | JAN | 30 | 1/30/2021 | 610,000 | 0  |
| 31-Jan-2021 | 2021 | 4 | 2020/21 | 1 | JAN | 31 | 1/31/2021 | 622,000 | 0  |
| 01-Feb-2021 | 2021 | 5 | 2020/21 | 2 | FEB | 1  | 2/1/2021  | 552,000 | 0  |
| 02-Feb-2021 | 2021 | 5 | 2020/21 | 2 | FEB | 2  | 2/2/2021  | 569,000 | 0  |
| 03-Feb-2021 | 2021 | 5 | 2020/21 | 2 | FEB | 3  | 2/3/2021  | 569,000 | 0  |
| 04-Feb-2021 | 2021 | 5 | 2020/21 | 2 | FEB | 4  | 2/4/2021  | 572,000 | 0  |
| 05-Feb-2021 | 2021 | 5 | 2020/21 | 2 | FEB | 5  | 2/5/2021  | 585,000 | 0  |
| 06-Feb-2021 | 2021 | 5 | 2020/21 | 2 | FEB | 6  | 2/6/2021  | 615,000 | 0  |
| 07-Feb-2021 | 2021 | 5 | 2020/21 | 2 | FEB | 7  | 2/7/2021  | 626,000 | 0  |
| 08-Feb-2021 | 2021 | 5 | 2020/21 | 2 | FEB | 8  | 2/8/2021  | 598,000 | 0  |
| 09-Feb-2021 | 2021 | 5 | 2020/21 | 2 | FEB | 9  | 2/9/2021  | 589,000 | 0  |
| 10-Feb-2021 | 2021 | 5 | 2020/21 | 2 | FEB | 10 | 2/10/2021 | 569,000 | 0  |
| 11-Feb-2021 | 2021 | 5 | 2020/21 | 2 | FEB | 11 | 2/11/2021 | 600,000 | 0  |
| 12-Feb-2021 | 2021 | 5 | 2020/21 | 2 | FEB | 12 | 2/12/2021 | 651,000 | 0  |
| 13-Feb-2021 | 2021 | 5 | 2020/21 | 2 | FEB | 13 | 2/13/2021 | 649,000 | 0  |
| 14-Feb-2021 | 2021 | 5 | 2020/21 | 2 | FEB | 14 | 2/14/2021 | 633,000 | 0  |
| 15-Feb-2021 | 2021 | 5 | 2020/21 | 2 | FEB | 15 | 2/15/2021 | 617,000 | 0  |
| 16-Feb-2021 | 2021 | 5 | 2020/21 | 2 | FEB | 16 | 2/16/2021 | 604,000 | 0  |
| 17-Feb-2021 | 2021 | 5 | 2020/21 | 2 | FEB | 17 | 2/17/2021 | 591,000 | 0  |
| 18-Feb-2021 | 2021 | 5 | 2020/21 | 2 | FEB | 18 | 2/18/2021 | 602,000 | 0  |
| 19-Feb-2021 | 2021 | 5 | 2020/21 | 2 | FEB | 19 | 2/19/2021 | 623,000 | 0  |
| 20-Feb-2021 | 2021 | 5 | 2020/21 | 2 | FEB | 20 | 2/20/2021 | 617,000 | 0  |
| 21-Feb-2021 | 2021 | 5 | 2020/21 | 2 | FEB | 21 | 2/21/2021 | 630,000 | 0  |
| 22-Feb-2021 | 2021 | 5 | 2020/21 | 2 | FEB | 22 | 2/22/2021 | 601,000 | 0  |
| 23-Feb-2021 | 2021 | 5 | 2020/21 | 2 | FEB | 23 | 2/23/2021 | 591,000 | 0  |
| 24-Feb-2021 | 2021 | 5 | 2020/21 | 2 | FEB | 24 | 2/24/2021 | 558,000 | 0  |
| 25-Feb-2021 | 2021 | 5 | 2020/21 | 2 | FEB | 25 | 2/25/2021 | 591,000 | 0  |
| 26-Feb-2021 | 2021 | 5 | 2020/21 | 2 | FEB | 26 | 2/26/2021 | 617,000 | 0  |
| 27-Feb-2021 | 2021 | 5 | 2020/21 | 2 | FEB | 27 | 2/27/2021 | 617,000 | 0  |
| 28-Feb-2021 | 2021 | 5 | 2020/21 | 2 | FEB | 28 | 2/28/2021 | 636,000 | 0  |
| 01-Mar-2021 | 2021 | 6 | 2020/21 | 3 | MAR | 1  | 3/1/2021  | 595,000 | 0  |
| 02-Mar-2021 | 2021 | 6 | 2020/21 | 3 | MAR | 2  | 3/2/2021  | 573,000 | 0  |
| 03-Mar-2021 | 2021 | 6 | 2020/21 | 3 | MAR | 3  | 3/3/2021  | 581,000 | 0  |
| 04-Mar-2021 | 2021 | 6 | 2020/21 | 3 | MAR | 4  | 3/4/2021  | 611,000 | 0  |
| 05-Mar-2021 | 2021 | 6 | 2020/21 | 3 | MAR | 5  | 3/5/2021  | 641,000 | 0  |
| 06-Mar-2021 | 2021 | 6 | 2020/21 | 3 | MAR | 6  | 3/6/2021  | 646,000 | 0  |
| 07-Mar-2021 | 2021 | 6 | 2020/21 | 3 | MAR | 7  | 3/7/2021  | 659,000 | 0  |
| 08-Mar-2021 | 2021 | 6 | 2020/21 | 3 | MAR | 8  | 3/8/2021  | 640,000 | 0  |
| 09-Mar-2021 | 2021 | 6 | 2020/21 | 3 | MAR | 9  | 3/9/2021  | 610,000 | 0  |
| 10-Mar-2021 | 2021 | 6 | 2020/21 | 3 | MAR | 10 | 3/10/2021 | 625,000 | 0  |
| 11-Mar-2021 | 2021 | 6 | 2020/21 | 3 | MAR | 11 | 3/11/2021 | 595,000 | 0  |
| 12-Mar-2021 | 2021 | 6 | 2020/21 | 3 | MAR | 12 | 3/12/2021 | 641,000 | 0  |
| 13-Mar-2021 | 2021 | 6 | 2020/21 | 3 | MAR | 13 | 3/13/2021 | 626,000 | 0  |
| 14-Mar-2021 | 2021 | 6 | 2020/21 | 3 | MAR | 14 | 3/14/2021 | 612,000 | 0  |
| 15-Mar-2021 | 2021 | 6 | 2020/21 | 3 | MAR | 15 | 3/15/2021 | 641,000 | 0  |
| 16-Mar-2021 | 2021 | 6 | 2020/21 | 3 | MAR | 16 | 3/16/2021 | 651,000 | 0  |
| 17-Mar-2021 | 2021 | 6 | 2020/21 | 3 | MAR | 17 | 3/17/2021 | 663,000 | 0  |
| 18-Mar-2021 | 2021 | 6 | 2020/21 | 3 | MAR | 18 | 3/18/2021 | 667,000 | 0  |
| 19-Mar-2021 | 2021 | 6 | 2020/21 | 3 | MAR | 19 | 3/19/2021 | 692,000 | 0  |
| 20-Mar-2021 | 2021 | 6 | 2020/21 | 3 | MAR | 20 | 3/20/2021 | 673,000 | 0  |
| 21-Mar-2021 | 2021 | 6 | 2020/21 | 3 | MAR | 21 | 3/21/2021 | 662,000 | 0  |
| 22-Mar-2021 | 2021 | 6 | 2020/21 | 3 | MAR | 22 | 3/22/2021 | 641,000 | 0  |
| 23-Mar-2021 | 2021 | 6 | 2020/21 | 3 | MAR | 23 | 3/23/2021 | 616,000 | 0  |
| 24-Mar-2021 | 2021 | 6 | 2020/21 | 3 | MAR | 24 | 3/24/2021 | 621,000 | -1 |
| 25-Mar-2021 | 2021 | 6 | 2020/21 | 3 | MAR | 25 | 3/25/2021 | 618,000 | 0  |
| 26-Mar-2021 | 2021 | 6 | 2020/21 | 3 | MAR | 26 | 3/26/2021 | 634,000 | 0  |
| 27-Mar-2021 | 2021 | 6 | 2020/21 | 3 | MAR | 27 | 3/27/2021 | 637,000 | 0  |
| 28-Mar-2021 | 2021 | 6 | 2020/21 | 3 | MAR | 28 | 3/28/2021 | 637,000 | 0  |
| 29-Mar-2021 | 2021 | 6 | 2020/21 | 3 | MAR | 29 | 3/29/2021 | 655,000 | 0  |
| 30-Mar-2021 | 2021 | 6 | 2020/21 | 3 | MAR | 30 | 3/30/2021 | 597,000 | 0  |
| 31-Mar-2021 | 2021 | 6 | 2020/21 | 3 | MAR | 31 | 3/31/2021 | 545,000 | -1 |
| 01-Apr-2021 | 2021 | 7 | 2020/21 | 4 | APR | 1  | 4/1/2021  | 594,000 | 0  |
| 02-Apr-2021 | 2021 | 7 | 2020/21 | 4 | APR | 2  | 4/2/2021  | 636,000 | 0  |
| 03-Apr-2021 | 2021 | 7 | 2020/21 | 4 | APR | 3  | 4/3/2021  | 652,000 | 0  |
| 04-Apr-2021 | 2021 | 7 | 2020/21 | 4 | APR | 4  | 4/4/2021  | 657,000 | 0  |
| 05-Apr-2021 | 2021 | 7 | 2020/21 | 4 | APR | 5  | 4/5/2021  | 689,000 | 0  |
| 06-Apr-2021 | 2021 | 7 | 2020/21 | 4 | APR | 6  | 4/6/2021  | 632,000 | 0  |
| 07-Apr-2021 | 2021 | 7 | 2020/21 | 4 | APR | 7  | 4/7/2021  | 629,000 | 0  |
| 08-Apr-2021 | 2021 | 7 | 2020/21 | 4 | APR | 8  | 4/8/2021  | 687,000 | 0  |
| 09-Apr-2021 | 2021 | 7 | 2020/21 | 4 | APR | 9  | 4/9/2021  | 618,000 | 0  |
| 10-Apr-2021 | 2021 | 7 | 2020/21 | 4 | APR | 10 | 4/10/2021 | 631,000 | -1 |
| 11-Apr-2021 | 2021 | 7 | 2020/21 | 4 | APR | 11 | 4/11/2021 | 608,000 | -1 |
| 12-Apr-2021 | 2021 | 7 | 2020/21 | 4 | APR | 12 | 4/12/2021 | 541,000 | -1 |
| 13-Apr-2021 | 2021 | 7 | 2020/21 | 4 | APR | 13 | 4/13/2021 | 513,000 | -1 |
| 14-Apr-2021 | 2021 | 7 | 2020/21 | 4 | APR | 14 | 4/14/2021 | 498,000 | 0  |
| 15-Apr-2021 | 2021 | 7 | 2020/21 | 4 | APR | 15 | 4/15/2021 | 431,000 | 0  |



|             |      |    |         |   |     |    |           |         |    |
|-------------|------|----|---------|---|-----|----|-----------|---------|----|
| 16-Apr-2021 | 2021 | 7  | 2020/21 | 4 | APR | 16 | 4/16/2021 | 439,000 | 0  |
| 17-Apr-2021 | 2021 | 7  | 2020/21 | 4 | APR | 17 | 4/17/2021 | 519,000 | 0  |
| 18-Apr-2021 | 2021 | 7  | 2020/21 | 4 | APR | 18 | 4/18/2021 | 563,000 | 0  |
| 19-Apr-2021 | 2021 | 7  | 2020/21 | 4 | APR | 19 | 4/19/2021 | 521,000 | 0  |
| 20-Apr-2021 | 2021 | 7  | 2020/21 | 4 | APR | 20 | 4/20/2021 | 420,000 | -1 |
| 21-Apr-2021 | 2021 | 7  | 2020/21 | 4 | APR | 21 | 4/21/2021 | 461,000 | -1 |
| 22-Apr-2021 | 2021 | 7  | 2020/21 | 4 | APR | 22 | 4/22/2021 | 467,000 | -1 |
| 23-Apr-2021 | 2021 | 7  | 2020/21 | 4 | APR | 23 | 4/23/2021 | 456,000 | 0  |
| 24-Apr-2021 | 2021 | 7  | 2020/21 | 4 | APR | 24 | 4/24/2021 | 441,000 | 0  |
| 25-Apr-2021 | 2021 | 7  | 2020/21 | 4 | APR | 25 | 4/25/2021 | 452,000 | 0  |
| 26-Apr-2021 | 2021 | 7  | 2020/21 | 4 | APR | 26 | 4/26/2021 | 491,000 | 0  |
| 27-Apr-2021 | 2021 | 7  | 2020/21 | 4 | APR | 27 | 4/27/2021 | 472,000 | 0  |
| 28-Apr-2021 | 2021 | 7  | 2020/21 | 4 | APR | 28 | 4/28/2021 | 499,000 | 0  |
| 29-Apr-2021 | 2021 | 7  | 2020/21 | 4 | APR | 29 | 4/29/2021 | 549,000 | 0  |
| 30-Apr-2021 | 2021 | 7  | 2020/21 | 4 | APR | 30 | 4/30/2021 | 622,000 | 0  |
| 01-May-2021 | 2021 | 8  | 2020/21 | 5 | MAY | 1  | 5/1/2021  | 652,000 | 0  |
| 02-May-2021 | 2021 | 8  |         | 5 | MAY | 2  | 5/2/2021  | 759,000 | -1 |
| 03-May-2021 | 2021 | 8  |         | 5 | MAY | 3  | 5/3/2021  | 661,000 | -1 |
| 04-May-2021 | 2021 | 8  |         | 5 | MAY | 4  | 5/4/2021  | 625,000 | -1 |
| 05-May-2021 | 2021 | 8  |         | 5 | MAY | 5  | 5/5/2021  | 558,000 | -1 |
| 06-May-2021 | 2021 | 8  |         | 5 | MAY | 6  | 5/6/2021  | 537,000 | -1 |
| 07-May-2021 | 2021 | 8  |         | 5 | MAY | 7  | 5/7/2021  | 595,000 | -1 |
| 08-May-2021 | 2021 | 8  |         | 5 | MAY | 8  | 5/8/2021  | 648,000 | -1 |
| 09-May-2021 | 2021 | 8  |         | 5 | MAY | 9  | 5/9/2021  | 589,000 | -1 |
| 10-May-2021 | 2021 | 8  |         | 5 | MAY | 10 | 5/10/2021 | 553,000 | -1 |
| 11-May-2021 | 2021 | 8  |         | 5 | MAY | 11 | 5/11/2021 | 522,000 | -1 |
| 12-May-2021 | 2021 | 8  |         | 5 | MAY | 12 | 5/12/2021 | 498,000 | -1 |
| 13-May-2021 | 2021 | 8  |         | 5 | MAY | 13 | 5/13/2021 | 492,000 | -1 |
| 14-May-2021 | 2021 | 8  |         | 5 | MAY | 14 | 5/14/2021 | 501,000 | -1 |
| 15-May-2021 | 2021 | 8  |         | 5 | MAY | 15 | 5/15/2021 | 482,000 | -1 |
| 16-May-2021 | 2021 | 8  |         | 5 | MAY | 16 | 5/16/2021 | 476,000 | -1 |
| 17-May-2021 | 2021 | 8  |         | 5 | MAY | 17 | 5/17/2021 | 474,000 | -1 |
| 18-May-2021 | 2021 | 8  |         | 5 | MAY | 18 | 5/18/2021 | 423,000 | -1 |
| 19-May-2021 | 2021 | 8  |         | 5 | MAY | 19 | 5/19/2021 | 419,000 | -1 |
| 20-May-2021 | 2021 | 8  |         | 5 | MAY | 20 | 5/20/2021 | 428,000 | -1 |
| 21-May-2021 | 2021 | 8  |         | 5 | MAY | 21 | 5/21/2021 | 517,000 | -1 |
| 22-May-2021 | 2021 | 8  |         | 5 | MAY | 22 | 5/22/2021 | 534,000 | -1 |
| 23-May-2021 | 2021 | 8  |         | 5 | MAY | 23 | 5/23/2021 | 628,000 |    |
| 24-May-2021 | 2021 | 8  |         | 5 | MAY | 24 | 5/24/2021 | 706,000 |    |
| 25-May-2021 | 2021 | 8  |         | 5 | MAY | 25 | 5/25/2021 | 692,000 |    |
| 26-May-2021 | 2021 | 8  |         | 5 | MAY | 26 | 5/26/2021 | 723,000 |    |
| 27-May-2021 | 2021 | 8  |         | 5 | MAY | 27 | 5/27/2021 | 683,000 |    |
| 28-May-2021 | 2021 | 8  |         | 5 | MAY | 28 | 5/28/2021 | 679,000 |    |
| 29-May-2021 | 2021 | 8  |         | 5 | MAY | 29 | 5/29/2021 | 643,000 |    |
| 30-May-2021 | 2021 | 8  |         | 5 | MAY | 30 | 5/30/2021 | 625,000 |    |
| 31-May-2021 | 2021 | 8  |         | 5 | MAY | 31 | 5/31/2021 | 632,000 |    |
| 01-Jun-2021 | 2021 | 9  |         | 6 | JUN | 1  | 6/1/2021  | 593,000 |    |
| 02-Jun-2021 | 2021 | 9  |         | 6 | JUN | 2  | 6/2/2021  | 553,000 | 0  |
| 03-Jun-2021 | 2021 | 9  |         | 6 | JUN | 3  | 6/3/2021  | 560,000 | 0  |
| 04-Jun-2021 | 2021 | 9  |         | 6 | JUN | 4  | 6/4/2021  | 582,000 | 0  |
| 05-Jun-2021 | 2021 | 9  |         | 6 | JUN | 5  | 6/5/2021  | 530,000 | 0  |
| 06-Jun-2021 | 2021 | 9  |         | 6 | JUN | 6  | 6/6/2021  | 541,000 | 0  |
| 07-Jun-2021 | 2021 | 9  |         | 6 | JUN | 7  | 6/7/2021  | 476,000 | 0  |
| 08-Jun-2021 | 2021 | 9  |         | 6 | JUN | 8  | 6/8/2021  | 470,000 | 0  |
| 09-Jun-2021 | 2021 | 9  |         | 6 | JUN | 9  | 6/9/2021  | 492,000 | 0  |
| 10-Jun-2021 | 2021 | 9  |         | 6 | JUN | 10 | 6/10/2021 | 588,000 | 0  |
| 11-Jun-2021 | 2021 | 9  |         | 6 | JUN | 11 | 6/11/2021 | 577,000 | 0  |
| 12-Jun-2021 | 2021 | 9  |         | 6 | JUN | 12 | 6/12/2021 | 535,000 | 0  |
| 13-Jun-2021 | 2021 | 9  |         | 6 | JUN | 13 | 6/13/2021 | 536,000 | 0  |
| 14-Jun-2021 | 2021 | 9  |         | 6 | JUN | 14 | 6/14/2021 | 554,000 | 0  |
| 15-Jun-2021 | 2021 | 9  |         | 6 | JUN | 15 | 6/15/2021 | 568,000 | 0  |
| 16-Jun-2021 | 2021 | 9  |         | 6 | JUN | 16 | 6/16/2021 | 563,000 | 0  |
| 17-Jun-2021 | 2021 | 9  |         | 6 | JUN | 17 | 6/17/2021 | 576,000 | 0  |
| 18-Jun-2021 | 2021 | 9  |         | 6 | JUN | 18 | 6/18/2021 | 584,000 | 0  |
| 19-Jun-2021 | 2021 | 9  |         | 6 | JUN | 19 | 6/19/2021 | 597,000 | 0  |
| 20-Jun-2021 | 2021 | 9  |         | 6 | JUN | 20 | 6/20/2021 | 583,000 | 0  |
| 21-Jun-2021 | 2021 | 9  |         | 6 | JUN | 21 | 6/21/2021 | 559,000 | 0  |
| 22-Jun-2021 | 2021 | 9  |         | 6 | JUN | 22 | 6/22/2021 | 581,000 | 0  |
| 23-Jun-2021 | 2021 | 9  |         | 6 | JUN | 23 | 6/23/2021 | 500,000 | 0  |
| 24-Jun-2021 | 2021 | 9  |         | 6 | JUN | 24 | 6/24/2021 | 480,000 | 0  |
| 25-Jun-2021 | 2021 | 9  |         | 6 | JUN | 25 | 6/25/2021 | 483,000 | 0  |
| 26-Jun-2021 | 2021 | 9  |         | 6 | JUN | 26 | 6/26/2021 | 426,000 | 0  |
| 27-Jun-2021 | 2021 | 9  |         | 6 | JUN | 27 | 6/27/2021 | 412,000 | 0  |
| 28-Jun-2021 | 2021 | 9  |         | 6 | JUN | 28 | 6/28/2021 | 404,000 | 0  |
| 29-Jun-2021 | 2021 | 9  |         | 6 | JUN | 29 | 6/29/2021 | 412,000 | 0  |
| 30-Jun-2021 | 2021 | 9  |         | 6 | JUN | 30 | 6/30/2021 | 410,000 | 0  |
| 01-Jul-2021 | 2021 | 10 |         | 7 | JUL | 1  | 7/1/2021  | 437,000 | 0  |
| 02-Jul-2021 | 2021 | 10 |         | 7 | JUL | 2  | 7/2/2021  | 516,000 |    |
| 03-Jul-2021 | 2021 | 10 |         | 7 | JUL | 3  | 7/3/2021  | 527,000 |    |

|             |      |    |   |     |    |           |         |
|-------------|------|----|---|-----|----|-----------|---------|
| 04-Jul-2021 | 2021 | 10 | 7 | JUL | 4  | 7/4/2021  | 549,000 |
| 05-Jul-2021 | 2021 | 10 | 7 | JUL | 5  | 7/5/2021  | 549,000 |
| 06-Jul-2021 | 2021 | 10 | 7 | JUL | 6  | 7/6/2021  | 549,000 |
| 07-Jul-2021 | 2021 | 10 | 7 | JUL | 7  | 7/7/2021  | 454,000 |
| 08-Jul-2021 | 2021 | 10 | 7 | JUL | 8  | 7/8/2021  | 460,000 |
| 09-Jul-2021 | 2021 | 10 | 7 | JUL | 9  | 7/9/2021  | 456,000 |
| 10-Jul-2021 | 2021 | 10 | 7 | JUL | 10 | 7/10/2021 | 440,000 |
| 11-Jul-2021 | 2021 | 10 | 7 | JUL | 11 | 7/11/2021 | 434,000 |
| 12-Jul-2021 | 2021 | 10 | 7 | JUL | 12 | 7/12/2021 | 447,000 |
| 13-Jul-2021 | 2021 | 10 | 7 | JUL | 13 | 7/13/2021 | 469,000 |
| 14-Jul-2021 | 2021 | 10 | 7 | JUL | 14 | 7/14/2021 | 703,000 |
| 15-Jul-2021 | 2021 | 10 | 7 | JUL | 15 | 7/15/2021 | 471,000 |
| 16-Jul-2021 | 2021 | 10 | 7 | JUL | 16 | 7/16/2021 | 505,000 |
| 17-Jul-2021 | 2021 | 10 | 7 | JUL | 17 | 7/17/2021 | 464,000 |
| 18-Jul-2021 | 2021 | 10 | 7 | JUL | 18 | 7/18/2021 | 453,000 |
| 19-Jul-2021 | 2021 | 10 | 7 | JUL | 19 | 7/19/2021 | 435,000 |
| 20-Jul-2021 | 2021 | 10 | 7 | JUL | 20 | 7/20/2021 | 448,000 |
| 21-Jul-2021 | 2021 | 10 | 7 | JUL | 21 | 7/21/2021 | 454,000 |
| 22-Jul-2021 | 2021 | 10 | 7 | JUL | 22 | 7/22/2021 | 489,000 |
| 23-Jul-2021 | 2021 | 10 | 7 | JUL | 23 | 7/23/2021 | 538,000 |
| 24-Jul-2021 | 2021 | 10 | 7 | JUL | 24 | 7/24/2021 | 539,000 |
| 25-Jul-2021 | 2021 | 10 | 7 | JUL | 25 | 7/25/2021 | 527,000 |
| 26-Jul-2021 | 2021 | 10 | 7 | JUL | 26 | 7/26/2021 | 491,000 |
| 27-Jul-2021 | 2021 | 10 | 7 | JUL | 27 | 7/27/2021 | 461,000 |
| 28-Jul-2021 | 2021 | 10 | 7 | JUL | 28 | 7/28/2021 | 476,000 |
| 29-Jul-2021 | 2021 | 10 | 7 | JUL | 29 | 7/29/2021 | 449,000 |
| 30-Jul-2021 | 2021 | 10 | 7 | JUL | 30 | 7/30/2021 | 463,000 |
| 31-Jul-2021 | 2021 | 10 | 7 | JUL | 31 | 7/31/2021 | 436,000 |
| 01-Aug-2021 | 2021 | 11 | 8 | AUG | 1  | 8/1/2021  | 423,000 |
| 02-Aug-2021 | 2021 | 11 | 8 | AUG | 2  | 8/2/2021  | 470,000 |
| 03-Aug-2021 | 2021 | 11 | 8 | AUG | 3  | 8/3/2021  | 517,000 |
| 04-Aug-2021 | 2021 | 11 | 8 | AUG | 4  | 8/4/2021  | 486,000 |
| 05-Aug-2021 | 2021 | 11 | 8 | AUG | 5  | 8/5/2021  | 495,000 |
| 06-Aug-2021 | 2021 | 11 | 8 | AUG | 6  | 8/6/2021  | 510,000 |
| 07-Aug-2021 | 2021 | 11 | 8 | AUG | 7  | 8/7/2021  | 479,000 |
| 08-Aug-2021 | 2021 | 11 | 8 | AUG | 8  | 8/8/2021  | 450,000 |
| 09-Aug-2021 | 2021 | 11 | 8 | AUG | 9  | 8/9/2021  | 459,000 |
| 10-Aug-2021 | 2021 | 11 | 8 | AUG | 10 | 8/10/2021 | 492,000 |
| 11-Aug-2021 | 2021 | 11 | 8 | AUG | 11 | 8/11/2021 | 488,000 |
| 12-Aug-2021 | 2021 | 11 | 8 | AUG | 12 | 8/12/2021 | 481,000 |
| 13-Aug-2021 | 2021 | 11 | 8 | AUG | 13 | 8/13/2021 | 419,000 |
| 14-Aug-2021 | 2021 | 11 | 8 | AUG | 14 | 8/14/2021 | 479,000 |
| 15-Aug-2021 | 2021 | 11 | 8 | AUG | 15 | 8/15/2021 | 491,000 |
| 16-Aug-2021 | 2021 | 11 | 8 | AUG | 16 | 8/16/2021 | 402,000 |
| 17-Aug-2021 | 2021 | 11 | 8 | AUG | 17 | 8/17/2021 | 412,000 |
| 18-Aug-2021 | 2021 | 11 | 8 | AUG | 18 | 8/18/2021 | 389,000 |
| 19-Aug-2021 | 2021 | 11 | 8 | AUG | 19 | 8/19/2021 | 383,000 |
| 20-Aug-2021 | 2021 | 11 | 8 | AUG | 20 | 8/20/2021 | 472,000 |
| 21-Aug-2021 | 2021 | 11 | 8 | AUG | 21 | 8/21/2021 | 427,000 |
| 22-Aug-2021 | 2021 | 11 | 8 | AUG | 22 | 8/22/2021 | 433,000 |
| 23-Aug-2021 | 2021 | 11 | 8 | AUG | 23 | 8/23/2021 | 417,000 |
| 24-Aug-2021 | 2021 | 11 | 8 | AUG | 24 | 8/24/2021 | 425,000 |
| 25-Aug-2021 | 2021 | 11 | 8 | AUG | 25 | 8/25/2021 | 409,000 |
| 26-Aug-2021 | 2021 | 11 | 8 | AUG | 26 | 8/26/2021 | 373,000 |
| 27-Aug-2021 | 2021 | 11 | 8 | AUG | 27 | 8/27/2021 | 415,000 |
| 28-Aug-2021 | 2021 | 11 | 8 | AUG | 28 | 8/28/2021 | 392,000 |
| 29-Aug-2021 | 2021 | 11 | 8 | AUG | 29 | 8/29/2021 | 390,000 |
| 30-Aug-2021 | 2021 | 11 | 8 | AUG | 30 | 8/30/2021 | 362,000 |
| 31-Aug-2021 | 2021 | 11 | 8 | AUG | 31 | 8/31/2021 | 362,000 |
| 01-Sep-2021 | 2021 | 12 | 9 | SEP | 1  | 9/1/2021  | 358,000 |
| 02-Sep-2021 | 2021 | 12 | 9 | SEP | 2  | 9/2/2021  | 369,000 |
| 03-Sep-2021 | 2021 | 12 | 9 | SEP | 3  | 9/3/2021  | 353,000 |
| 04-Sep-2021 | 2021 | 12 | 9 | SEP | 4  | 9/4/2021  | 381,000 |
| 05-Sep-2021 | 2021 | 12 | 9 | SEP | 5  | 9/5/2021  | 412,000 |
| 06-Sep-2021 | 2021 | 12 | 9 | SEP | 6  | 9/6/2021  | 393,000 |
| 07-Sep-2021 | 2021 | 12 | 9 | SEP | 7  | 9/7/2021  | 365,000 |
|             | 2021 | 12 | 9 | SEP | 8  | 9/8/2021  |         |
|             | 2021 | 12 | 9 | SEP | 9  | 9/9/2021  |         |
|             | 2021 | 12 | 9 | SEP | 10 | 9/10/2021 |         |
|             | 2021 | 12 | 9 | SEP | 11 | 9/11/2021 |         |
|             | 2021 | 12 | 9 | SEP | 12 | 9/12/2021 |         |
|             | 2021 | 12 | 9 | SEP | 13 | 9/13/2021 |         |
|             | 2021 | 12 | 9 | SEP | 14 | 9/14/2021 |         |
|             | 2021 | 12 | 9 | SEP | 15 | 9/15/2021 |         |
|             | 2021 | 12 | 9 | SEP | 16 | 9/16/2021 |         |
|             | 2021 | 12 | 9 | SEP | 17 | 9/17/2021 |         |
|             | 2021 | 12 | 9 | SEP | 18 | 9/18/2021 |         |
|             | 2021 | 12 | 9 | SEP | 19 | 9/19/2021 |         |
|             | 2021 | 12 | 9 | SEP | 20 | 9/20/2021 |         |

|      |    |         |    |     |    |            |
|------|----|---------|----|-----|----|------------|
| 2021 | 12 |         | 9  | SEP | 21 | 9/21/2021  |
| 2021 | 12 |         | 9  | SEP | 22 | 9/22/2021  |
| 2021 | 12 |         | 9  | SEP | 23 | 9/23/2021  |
| 2021 | 12 |         | 9  | SEP | 24 | 9/24/2021  |
| 2021 | 12 |         | 9  | SEP | 25 | 9/25/2021  |
| 2021 | 12 |         | 9  | SEP | 26 | 9/26/2021  |
| 2021 | 12 |         | 9  | SEP | 27 | 9/27/2021  |
| 2021 | 12 |         | 9  | SEP | 28 | 9/28/2021  |
| 2021 | 12 |         | 9  | SEP | 29 | 9/29/2021  |
| 2021 | 12 |         | 9  | SEP | 30 | 9/30/2021  |
| 2021 | 1  |         | 10 | OCT | 1  | 10/1/2021  |
| 2021 | 1  | 2020/21 | 10 | OCT | 2  | 10/2/2021  |
| 2021 | 1  |         | 10 | OCT | 3  | 10/3/2021  |
| 2021 | 1  |         | 10 | OCT | 4  | 10/4/2021  |
| 2021 | 1  |         | 10 | OCT | 5  | 10/5/2021  |
| 2021 | 1  |         | 10 | OCT | 6  | 10/6/2021  |
| 2021 | 1  |         | 10 | OCT | 7  | 10/7/2021  |
| 2021 | 1  |         | 10 | OCT | 8  | 10/8/2021  |
| 2021 | 1  |         | 10 | OCT | 9  | 10/9/2021  |
| 2021 | 1  |         | 10 | OCT | 10 | 10/10/2021 |
| 2021 | 1  |         | 10 | OCT | 11 | 10/11/2021 |
| 2021 | 1  |         | 10 | OCT | 12 | 10/12/2021 |
| 2021 | 1  |         | 10 | OCT | 13 | 10/13/2021 |
| 2021 | 1  |         | 10 | OCT | 14 | 10/14/2021 |
| 2021 | 1  |         | 10 | OCT | 15 | 10/15/2021 |
| 2021 | 1  |         | 10 | OCT | 16 | 10/16/2021 |
| 2021 | 1  |         | 10 | OCT | 17 | 10/17/2021 |
| 2021 | 1  |         | 10 | OCT | 18 | 10/18/2021 |
| 2021 | 1  |         | 10 | OCT | 19 | 10/19/2021 |
| 2021 | 1  |         | 10 | OCT | 20 | 10/20/2021 |
| 2021 | 1  |         | 10 | OCT | 21 | 10/21/2021 |
| 2021 | 1  |         | 10 | OCT | 22 | 10/22/2021 |
| 2021 | 1  |         | 10 | OCT | 23 | 10/23/2021 |
| 2021 | 1  |         | 10 | OCT | 24 | 10/24/2021 |
| 2021 | 1  |         | 10 | OCT | 25 | 10/25/2021 |
| 2021 | 1  |         | 10 | OCT | 26 | 10/26/2021 |
| 2021 | 1  |         | 10 | OCT | 27 | 10/27/2021 |
| 2021 | 1  |         | 10 | OCT | 28 | 10/28/2021 |
| 2021 | 1  |         | 10 | OCT | 29 | 10/29/2021 |
| 2021 | 1  |         | 10 | OCT | 30 | 10/30/2021 |
| 2021 | 1  |         | 10 | OCT | 31 | 10/31/2021 |
| 2021 | 2  |         | 11 | NOV | 1  | 11/1/2021  |
| 2021 | 2  |         | 11 | NOV | 2  | 11/2/2021  |
| 2021 | 2  |         | 11 | NOV | 3  | 11/3/2021  |
| 2021 | 2  |         | 11 | NOV | 4  | 11/4/2021  |
| 2021 | 2  |         | 11 | NOV | 5  | 11/5/2021  |
| 2021 | 2  |         | 11 | NOV | 6  | 11/6/2021  |
| 2021 | 2  |         | 11 | NOV | 7  | 11/7/2021  |
| 2021 | 2  |         | 11 | NOV | 8  | 11/8/2021  |
| 2021 | 2  |         | 11 | NOV | 9  | 11/9/2021  |
| 2021 | 2  |         | 11 | NOV | 10 | 11/10/2021 |
| 2021 | 2  |         | 11 | NOV | 11 | 11/11/2021 |
| 2021 | 2  |         | 11 | NOV | 12 | 11/12/2021 |
| 2021 | 2  |         | 11 | NOV | 13 | 11/13/2021 |
| 2021 | 2  |         | 11 | NOV | 14 | 11/14/2021 |
| 2021 | 2  |         | 11 | NOV | 15 | 11/15/2021 |
| 2021 | 2  |         | 11 | NOV | 16 | 11/16/2021 |
| 2021 | 2  |         | 11 | NOV | 17 | 11/17/2021 |
| 2021 | 2  |         | 11 | NOV | 18 | 11/18/2021 |
| 2021 | 2  |         | 11 | NOV | 19 | 11/19/2021 |
| 2021 | 2  |         | 11 | NOV | 20 | 11/20/2021 |
| 2021 | 2  |         | 11 | NOV | 21 | 11/21/2021 |
| 2021 | 2  |         | 11 | NOV | 22 | 11/22/2021 |
| 2021 | 2  |         | 11 | NOV | 23 | 11/23/2021 |
| 2021 | 2  |         | 11 | NOV | 24 | 11/24/2021 |
| 2021 | 2  |         | 11 | NOV | 25 | 11/25/2021 |
| 2021 | 2  |         | 11 | NOV | 26 | 11/26/2021 |
| 2021 | 2  |         | 11 | NOV | 27 | 11/27/2021 |
| 2021 | 2  |         | 11 | NOV | 28 | 11/28/2021 |
| 2021 | 2  |         | 11 | NOV | 29 | 11/29/2021 |
| 2021 | 2  |         | 11 | NOV | 30 | 11/30/2021 |
| 2021 | 3  |         | 12 | DEC | 1  | 12/1/2021  |
| 2021 | 3  |         | 12 | DEC | 2  | 12/2/2021  |
| 2021 | 3  |         | 12 | DEC | 3  | 12/3/2021  |
| 2021 | 3  |         | 12 | DEC | 4  | 12/4/2021  |
| 2021 | 3  |         | 12 | DEC | 5  | 12/5/2021  |
| 2021 | 3  |         | 12 | DEC | 6  | 12/6/2021  |
| 2021 | 3  |         | 12 | DEC | 7  | 12/7/2021  |
| 2021 | 3  |         | 12 | DEC | 8  | 12/8/2021  |

|      |   |    |     |    |            |
|------|---|----|-----|----|------------|
| 2021 | 3 | 12 | DEC | 9  | 12/9/2021  |
| 2021 | 3 | 12 | DEC | 10 | 12/10/2021 |
| 2021 | 3 | 12 | DEC | 11 | 12/11/2021 |
| 2021 | 3 | 12 | DEC | 12 | 12/12/2021 |
| 2021 | 3 | 12 | DEC | 13 | 12/13/2021 |
| 2021 | 3 | 12 | DEC | 14 | 12/14/2021 |
| 2021 | 3 | 12 | DEC | 15 | 12/15/2021 |
| 2021 | 3 | 12 | DEC | 16 | 12/16/2021 |
| 2021 | 3 | 12 | DEC | 17 | 12/17/2021 |
| 2021 | 3 | 12 | DEC | 18 | 12/18/2021 |
| 2021 | 3 | 12 | DEC | 19 | 12/19/2021 |
| 2021 | 3 | 12 | DEC | 20 | 12/20/2021 |
| 2021 | 3 | 12 | DEC | 21 | 12/21/2021 |
| 2021 | 3 | 12 | DEC | 22 | 12/22/2021 |
| 2021 | 3 | 12 | DEC | 23 | 12/23/2021 |
| 2021 | 3 | 12 | DEC | 24 | 12/24/2021 |
| 2021 | 3 | 12 | DEC | 25 | 12/25/2021 |
| 2021 | 3 | 12 | DEC | 26 | 12/26/2021 |
| 2021 | 3 | 12 | DEC | 27 | 12/27/2021 |
| 2021 | 3 | 12 | DEC | 28 | 12/28/2021 |
| 2021 | 3 | 12 | DEC | 29 | 12/29/2021 |
| 2021 | 3 | 12 | DEC | 30 | 12/30/2021 |
| 2021 | 3 | 12 | DEC | 31 | 12/31/2021 |

BIG SKY WATER AND SEWER DISTRICT #363

FLOW COMPARISON IN GALLONS PER DAY: 2011-2020

DECEMBER

| DAY          | 2011         | 2012         | 2013         | 2014         | 2015         | 2016         | 2017         | 2018         | % Difference<br>2017 to 2018 | 2019         | % Difference<br>2018 to 2019 | 2020         | % Difference<br>2019 to 2020 | 2021        | 2021<br>Mountain | % Difference<br>2020 to 2021 |
|--------------|--------------|--------------|--------------|--------------|--------------|--------------|--------------|--------------|------------------------------|--------------|------------------------------|--------------|------------------------------|-------------|------------------|------------------------------|
| 1            | 299,000      | 244,000      | 324,000      | 241,000      | 260,000      | 284,000      | 330,000      | 238,000      | -27.9%                       | 295,000      | 23.9%                        | 336,000      | 13.9%                        |             |                  |                              |
| 2            | 338,000      | 243,000      | 310,000      | 267,000      | 296,000      | 260,000      | 322,000      | 239,000      | -25.8%                       | 305,000      | 27.6%                        | 364,000      | 19.3%                        |             |                  |                              |
| 3            | 326,000      | 224,000      | 246,000      | 272,000      | 289,000      | 264,000      | 352,000      | 226,000      | -35.8%                       | 283,000      | 25.2%                        | 369,000      | 30.4%                        |             |                  |                              |
| 4            | 318,000      | 209,000      | 256,000      | 283,000      | 371,000      | 265,000      | 321,000      | 232,000      | -27.7%                       | 306,000      | 31.9%                        | 418,000      | 36.6%                        |             |                  |                              |
| 5            | 297,000      | 223,000      | 234,000      | 247,000      | 336,000      | 267,000      | 326,000      | 228,000      | -30.1%                       | 308,000      | 35.1%                        | 421,000      | 36.7%                        |             |                  |                              |
| 6            | 304,000      | 234,000      | 276,000      | 240,000      | 299,000      | 275,000      | 329,000      | 261,000      | -20.7%                       | 380,000      | 45.6%                        | 452,000      | 18.9%                        |             |                  |                              |
| 7            | 329,000      | 230,000      | 278,000      | 239,000      | 303,000      | 314,000      | 329,000      | 324,000      | -1.5%                        | 384,000      | 18.5%                        | 413,000      | 7.6%                         |             |                  |                              |
| 8            | 219,000      | 223,000      | 282,000      | 269,000      | 326,000      | 313,000      | 349,000      | 328,000      | -6.0%                        | 349,000      | 6.4%                         | 363,000      | 4.0%                         |             |                  |                              |
| 9            | 234,000      | 265,000      | 271,000      | 315,000      | 268,000      | 395,000      | 375,000      | 334,000      | -10.9%                       | 303,000      | -9.3%                        | 366,000      | 20.8%                        |             |                  |                              |
| 10           | 240,000      | 225,000      | 254,000      | 292,000      | 238,000      | 351,000      | 368,000      | 297,000      | -19.3%                       | 285,000      | -4.0%                        | 376,000      | 31.9%                        |             |                  |                              |
| 11           | 236,000      | 250,000      | 297,000      | 276,000      | 253,000      | 375,000      | 365,000      | 258,000      | -29.3%                       | 396,000      | 53.5%                        | 399,000      | 0.8%                         |             |                  |                              |
| 12           | 220,000      | 264,000      | 334,000      | 232,000      | 280,000      | 341,000      | 331,000      | 313,000      | -5.4%                        | 350,000      | 11.8%                        | 413,000      | 18.0%                        |             |                  |                              |
| 13           | 213,000      | 300,000      | 384,000      | 270,000      | 289,000      | 356,000      | 300,000      | 315,000      | 5.0%                         | 321,000      | 1.9%                         | 427,000      | 33.0%                        |             |                  |                              |
| 14           | 220,000      | 302,000      | 363,000      | 271,000      | 293,000      | 352,000      | 356,000      | 336,000      | -5.6%                        | 385,000      | 14.6%                        | 428,000      | 11.2%                        |             |                  |                              |
| 15           | 228,000      | 335,000      | 385,000      | 291,000      | 328,000      | 316,000      | 349,000      | 371,000      | 6.3%                         | 345,000      | -7.0%                        | 478,000      | 38.6%                        |             |                  |                              |
| 16           | 255,000      | 366,000      | 351,000      | 327,000      | 331,000      | 327,000      | 387,000      | 395,000      | 2.1%                         | 373,000      | -5.6%                        | 480,000      | 28.7%                        |             |                  |                              |
| 17           | 287,000      | 356,000      | 353,000      | 340,000      | 334,000      | 379,000      | 422,000      | 367,000      | -13.0%                       | 405,000      | 10.4%                        | 489,000      | 20.7%                        |             |                  |                              |
| 18           | 322,000      | 335,000      | 345,000      | 304,000      | 358,000      | 402,000      | 417,000      | 297,000      | -28.8%                       | 436,000      | 46.8%                        | 497,000      | 14.0%                        |             |                  |                              |
| 19           | 300,000      | 296,000      | 358,000      | 273,000      | 363,000      | 377,000      | 402,000      | 338,000      | -15.9%                       | 418,000      | 23.7%                        | 503,000      | 20.3%                        |             |                  |                              |
| 20           | 335,000      | 325,000      | 340,000      | 304,000      | 381,000      | 417,000      | 433,000      | 341,000      | -21.2%                       | 393,000      | 15.2%                        | 525,000      | 33.6%                        |             |                  |                              |
| 21           | 343,000      | 355,000      | 335,000      | 353,000      | 421,000      | 425,000      | 451,000      | 375,000      | -16.9%                       | 398,000      | 6.1%                         | 538,000      | 35.2%                        |             |                  |                              |
| 22           | 363,000      | 324,000      | 380,000      | 416,000      | 436,000      | 423,000      | 447,000      | 417,000      | -6.7%                        | 512,000      | 22.8%                        | 554,000      | 8.2%                         |             |                  |                              |
| 23           | 401,000      | 415,000      | 415,000      | 486,000      | 443,000      | 444,000      | 509,000      | 493,000      | -3.1%                        | 510,000      | 3.4%                         | 555,000      | 8.8%                         |             |                  |                              |
| 24           | 400,000      | 407,000      | 501,000      | 472,000      | 475,000      | 482,000      | 439,000      | 495,000      | 12.8%                        | 567,000      | 14.5%                        | 558,000      | -1.6%                        |             |                  |                              |
| 25           | 401,000      | 456,000      | 508,000      | 501,000      | 488,000      | 502,000      | 609,000      | 499,000      | -18.1%                       | 558,000      | 11.8%                        | 529,000      | -5.2%                        |             |                  |                              |
| 26           | 426,000      | 439,000      | 528,000      | 528,000      | 506,000      | 555,000      | 579,000      | 523,000      | -9.7%                        | 588,000      | 12.4%                        | 545,000      | -7.3%                        |             |                  |                              |
| 27           | 460,000      | 536,000      | 575,000      | 590,000      | 553,000      | 540,000      | 610,000      | 590,000      | -3.3%                        | 590,000      | 0.0%                         | 564,000      | -4.4%                        |             |                  |                              |
| 28           | 468,000      | 561,000      | 609,000      | 626,000      | 598,000      | 606,000      | 651,000      | 629,000      | -3.4%                        | 625,000      | -0.6%                        | 581,000      | -7.0%                        |             |                  |                              |
| 29           | 492,000      | 627,000      | 684,000      | 630,000      | 547,000      | 642,000      | 673,000      | 633,000      | -5.9%                        | 667,000      | 5.4%                         | 576,000      | -13.6%                       |             |                  |                              |
| 30           | 508,000      | 636,000      | 629,000      | 584,000      | 577,000      | 612,000      | 684,000      | 641,000      | -6.3%                        | 681,000      | 6.2%                         | 580,000      | -14.8%                       |             |                  |                              |
| 31           | 537,000      | 638,000      | 634,000      | 608,000      | 622,000      | 644,000      | 688,000      | 650,000      | -5.5%                        | 698,000      | 0.07                         | 637,000      | -8.7%                        |             |                  |                              |
| <b>TOTAL</b> | <b>10.32</b> | <b>10.84</b> | <b>12.04</b> | <b>11.35</b> | <b>11.86</b> | <b>12.51</b> | <b>13.50</b> | <b>11.98</b> | <b>-12.2%</b>                | <b>13.41</b> |                              | <b>14.73</b> | <b>13.8%</b>                 | <b>0.00</b> |                  |                              |
| AVERAGE      | 332,871      | 349,774      | 388,355      | 366,032      | 382,645      | 403,387      | 435,581      | 386,548      |                              | 432,710      |                              | 475,290      | 0                            | #DIV/0!     |                  | #DIV/0!                      |
| MAXIMUM      | 537,000      | 638,000      | 684,000      | 630,000      | 622,000      | 644,000      | 688,000      | 650,000      |                              | 698,000      |                              | 637,000      | 0                            | 0           |                  | 0                            |
| MINIMUM      | 213,000      | 209,000      | 234,000      | 232,000      | 238,000      | 260,000      | 300,000      | 226,000      |                              | 283,000      |                              | 336,000      | 0                            | 0           |                  | 0                            |

BIG SKY WATER AND SEWER DISTRICT #363

FLOW COMPARISON IN GALLONS PER DAY: 2011-2020

NOVEMBER

| DAY          | 2011        | 2012        | 2013        | 2014        | 2015        | 2016        | 2017        | 2018        | % Difference<br>2017 to 2018 | 2019        | % Difference<br>2018 to 2019 | 2020        | % Difference<br>2019 to 2020 | 2021        | 2021<br>Mountain | % Difference<br>2020 to 2021 |
|--------------|-------------|-------------|-------------|-------------|-------------|-------------|-------------|-------------|------------------------------|-------------|------------------------------|-------------|------------------------------|-------------|------------------|------------------------------|
| 1            | 202,000     | 145,000     | 154,000     | 140,000     | 175,000     | 290,000     | 237,000     | 269,000     | 13.5%                        | 271,000     | 0.7%                         | 262,000     | -3.3%                        |             |                  |                              |
| 2            | 201,000     | 202,000     | 165,000     | 147,000     | 205,000     | 294,000     | 250,000     | 260,000     | 4.0%                         | 296,000     | 13.8%                        | 276,000     | -6.8%                        |             |                  |                              |
| 3            | 213,000     | 188,000     | 162,000     | 141,000     | 202,000     | 288,000     | 297,000     | 261,000     | -12.1%                       | 276,000     | 5.7%                         | 264,000     | -4.3%                        |             |                  |                              |
| 4            | 203,000     | 149,000     | 150,000     | 147,000     | 240,000     | 301,000     | 277,000     | 279,000     | 0.7%                         | 296,000     | 6.1%                         | 261,000     | -11.8%                       |             |                  |                              |
| 5            | 173,000     | 177,000     | 136,000     | 190,000     | 215,000     | 193,000     | 258,000     | 279,000     | 8.1%                         | 261,000     | -6.5%                        | 264,000     | 1.1%                         |             |                  |                              |
| 6            | 184,000     | 136,000     | 173,000     | 183,000     | 269,000     | 216,000     | 263,000     | 281,000     | 6.8%                         | 224,000     | -20.3%                       | 253,000     | 12.9%                        |             |                  |                              |
| 7            | 195,000     | 195,000     | 178,000     | 150,000     | 232,000     | 206,000     | 263,000     | 204,000     | -22.4%                       | 277,000     | 35.8%                        | 288,000     | 4.0%                         |             |                  |                              |
| 8            | 184,000     | 196,000     | 214,000     | 141,000     | 231,000     | 225,000     | 227,000     | 255,000     | 12.3%                        | 242,000     | -5.1%                        | 256,000     | 5.8%                         |             |                  |                              |
| 9            | 205,000     | 189,000     | 218,000     | 153,000     | 198,000     | 185,000     | 233,000     | 228,000     | -2.1%                        | 226,000     | -0.9%                        | 278,000     | 23.0%                        |             |                  |                              |
| 10           | 201,000     | 182,000     | 209,000     | 160,000     | 185,000     | 275,000     | 232,000     | 225,000     | -3.0%                        | 235,000     | 4.4%                         | 263,000     | 11.9%                        |             |                  |                              |
| 11           | 241,000     | 165,000     | 223,000     | 175,000     | 186,000     | 288,000     | 223,000     | 225,000     | 0.9%                         | 224,000     | -0.4%                        | 275,000     | 22.8%                        |             |                  |                              |
| 12           | 230,000     | 166,000     | 178,000     | 272,000     | 201,000     | 199,000     | 255,000     | 225,000     | -11.8%                       | 250,000     | 11.1%                        | 305,000     | 22.0%                        |             |                  |                              |
| 13           | 245,000     | 161,000     | 132,000     | 260,000     | 225,000     | 228,000     | 260,000     | 235,000     | -16.5%                       | 272,000     | 15.7%                        | 322,000     | 18.4%                        |             |                  |                              |
| 14           | 235,000     | 178,000     | 181,000     | 293,000     | 176,000     | 300,000     | 294,000     | 217,000     | 6.8%                         | 287,000     | 32.3%                        | 289,000     | 0.7%                         |             |                  |                              |
| 15           | 250,000     | 202,000     | 170,000     | 264,000     | 220,000     | 270,000     | 290,000     | 314,000     | -7.6%                        | 335,000     | 6.7%                         | 263,000     | -21.5%                       |             |                  |                              |
| 16           | 252,000     | 195,000     | 160,000     | 246,000     | 162,000     | 306,000     | 300,000     | 268,000     | -29.0%                       | 236,000     | -11.9%                       | 253,000     | 7.2%                         |             |                  |                              |
| 17           | 176,000     | 168,000     | 149,000     | 272,000     | 209,000     | 221,000     | 295,000     | 213,000     | -27.5%                       | 277,000     | 30.0%                        | 266,000     | -4.0%                        |             |                  |                              |
| 18           | 165,000     | 176,000     | 203,000     | 298,000     | 227,000     | 285,000     | 267,000     | 214,000     | -26.6%                       | 239,000     | 11.7%                        | 267,000     | 11.7%                        |             |                  |                              |
| 19           | 149,000     | 176,000     | 156,000     | 309,000     | 266,000     | 303,000     | 268,000     | 196,000     | -20.9%                       | 295,000     | 50.5%                        | 290,000     | -1.7%                        |             |                  |                              |
| 20           | 142,000     | 128,000     | 182,000     | 322,000     | 229,000     | 305,000     | 278,000     | 212,000     | -13.7%                       | 287,000     | 35.4%                        | 318,000     | 10.8%                        |             |                  |                              |
| 21           | 171,000     | 181,000     | 186,000     | 307,000     | 289,000     | 276,000     | 276,000     | 240,000     | -13.0%                       | 263,000     | 9.6%                         | 314,000     | 19.4%                        |             |                  |                              |
| 22           | 248,000     | 205,000     | 222,000     | 200,000     | 257,000     | 236,000     | 247,000     | 306,000     | 23.9%                        | 334,000     | 9.2%                         | 345,000     | 3.3%                         |             |                  |                              |
| 23           | 264,000     | 235,000     | 220,000     | 215,000     | 244,000     | 233,000     | 289,000     | 306,000     | 5.9%                         | 289,000     | -5.6%                        | 344,000     | 19.0%                        |             |                  |                              |
| 24           | 270,000     | 240,000     | 221,000     | 251,000     | 315,000     | 273,000     | 336,000     | 306,000     | -8.9%                        | 354,000     | 15.7%                        | 395,000     | 11.6%                        |             |                  |                              |
| 25           | 296,000     | 213,000     | 195,000     | 264,000     | 208,000     | 254,000     | 333,000     | 306,000     | -8.1%                        | 337,000     | 10.1%                        | 417,000     | 23.7%                        |             |                  |                              |
| 26           | 297,000     | 200,000     | 284,000     | 242,000     | 290,000     | 300,000     | 290,000     | 306,000     | 5.5%                         | 285,000     | -6.9%                        | 461,000     | 61.8%                        |             |                  |                              |
| 27           | 292,000     | 189,000     | 291,000     | 264,000     | 244,000     | 239,000     | 343,000     | 288,000     | -16.0%                       | 346,000     | 20.1%                        | 487,000     | 40.8%                        |             |                  |                              |
| 28           | 268,000     | 229,000     | 319,000     | 292,000     | 257,000     | 263,000     | 360,000     | 288,000     | -20.0%                       | 392,000     | 36.1%                        | 479,000     | 22.2%                        |             |                  |                              |
| 29           | 256,000     | 219,000     | 373,000     | 260,000     | 260,000     | 314,000     | 330,000     | 244,000     | -26.1%                       | 333,000     | 36.5%                        | 461,000     | 38.4%                        |             |                  |                              |
| 30           | 259,000     | 231,000     | 309,000     | 214,000     | 248,000     | 311,000     | 330,000     | 228,000     | -30.9%                       | 324,000     | 42.1%                        | 394,000     | 21.6%                        |             |                  |                              |
| <b>TOTAL</b> | <b>6.67</b> | <b>5.62</b> | <b>6.11</b> | <b>6.77</b> | <b>6.87</b> | <b>7.88</b> | <b>8.40</b> | <b>7.68</b> |                              | <b>8.56</b> |                              | <b>9.61</b> |                              | <b>0.00</b> |                  |                              |
| AVERAGE      | 222,233     | 187,200     | 203,767     | 225,733     | 228,833     | 262,567     | 280,033     | 255,933     |                              | 285,433     |                              |             |                              | #DIV/0!     |                  | #DIV/0!                      |
| MAXIMUM      | 297,000     | 240,000     | 373,000     | 322,000     | 315,000     | 314,000     | 360,000     | 314,000     |                              | 392,000     |                              |             |                              | 0           |                  |                              |
| MINIMUM      | 142,000     | 128,000     | 132,000     | 140,000     | 162,000     | 185,000     | 223,000     | 196,000     |                              | 224,000     |                              |             |                              | 0           |                  |                              |

BIG SKY WATER AND SEWER DISTRICT #363

FLOW COMPARISON IN GALLONS PER DAY: 2011-2020

OCTOBER

| DAY          | 2011        | 2012        | 2013        | 2014        | 2015        | 2016        | 2017        | 2018        | % Difference<br>2017 to 2018 | 2019        | % Difference<br>2018 to 2019 | 2020        | % Difference<br>2019 to 2020 | 2021        | 2021<br>Mountain | % Difference<br>2020 to 2021 |
|--------------|-------------|-------------|-------------|-------------|-------------|-------------|-------------|-------------|------------------------------|-------------|------------------------------|-------------|------------------------------|-------------|------------------|------------------------------|
| 1            | 189,000     | 203,000     | 194,000     | 283,000     | 311,000     | 301,000     | 301,000     | 337,000     | 12.0%                        | 327,000     | -3.0%                        | 406,000     | 24.2%                        |             |                  |                              |
| 2            | 195,000     | 174,000     | 254,000     | 243,000     | 294,000     | 293,000     | 297,000     | 266,000     | -10.4%                       | 298,000     | 12.0%                        | 401,000     | 34.6%                        |             |                  |                              |
| 3            | 198,000     | 180,000     | 209,000     | 218,000     | 270,000     | 312,000     | 293,000     | 237,000     | -19.1%                       | 316,000     | 33.3%                        | 377,000     | 19.3%                        |             |                  |                              |
| 4            | 217,000     | 195,000     | 194,000     | 160,000     | 279,000     | 308,000     | 302,000     | 253,000     | -16.2%                       | 307,000     | 21.3%                        | 382,000     | 24.4%                        |             |                  |                              |
| 5            | 178,000     | 162,000     | 182,000     | 160,000     | 281,000     | 208,000     | 359,000     | 282,000     | -21.4%                       | 314,000     | 11.3%                        | 354,000     | 12.7%                        |             |                  |                              |
| 6            | 242,000     | 214,000     | 181,000     | 152,000     | 179,000     | 219,000     | 349,000     | 238,000     | -31.8%                       | 302,000     | 26.9%                        | 302,000     | 0.0%                         |             |                  |                              |
| 7            | 250,000     | 210,000     | 208,000     | 151,000     | 217,000     | 215,000     | 353,000     | 244,000     | -30.9%                       | 321,000     | 31.6%                        | 288,000     | -10.3%                       |             |                  |                              |
| 8            | 232,000     | 178,000     | 250,000     | 155,000     | 220,000     | 205,000     | 350,000     | 249,000     | -28.9%                       | 318,000     | 27.7%                        | 306,000     | -3.8%                        |             |                  |                              |
| 9            | 221,000     | 183,000     | 212,000     | 188,000     | 205,000     | 251,000     | 355,000     | 291,000     | -18.0%                       | 304,000     | 4.5%                         | 341,000     | 12.2%                        |             |                  |                              |
| 10           | 223,000     | 169,000     | 250,000     | 179,000     | 153,000     | 297,000     | 262,000     | 299,000     | 14.1%                        | 294,000     | -1.7%                        | 264,000     | -10.2%                       |             |                  |                              |
| 11           | 241,000     | 191,000     | 174,000     | 199,000     | 197,000     | 332,000     | 276,000     | 287,000     | 4.0%                         | 261,000     | -9.1%                        | 306,000     | 17.2%                        |             |                  |                              |
| 12           | 223,000     | 212,000     | 162,000     | 255,000     | 191,000     | 289,000     | 327,000     | 311,000     | -4.9%                        | 297,000     | -4.5%                        | 293,000     | -1.3%                        |             |                  |                              |
| 13           | 213,000     | 177,000     | 164,000     | 211,000     | 193,000     | 219,000     | 321,000     | 285,000     | -11.2%                       | 213,000     | -25.3%                       | 284,000     | 33.3%                        |             |                  |                              |
| 14           | 226,000     | 209,000     | 170,000     | 174,000     | 188,000     | 288,000     | 264,000     | 304,000     | 15.2%                        | 250,000     | -17.8%                       | 298,000     | 19.2%                        |             |                  |                              |
| 15           | 198,000     | 183,000     | 138,000     | 158,000     | 183,000     | 272,000     | 247,000     | 297,000     | 20.2%                        | 237,000     | -20.2%                       | 299,000     | 26.2%                        |             |                  |                              |
| 16           | 237,000     | 162,000     | 177,000     | 158,000     | 178,745     | 219,000     | 256,000     | 304,000     | 18.8%                        | 212,000     | -30.3%                       | 287,000     | 35.4%                        |             |                  |                              |
| 17           | 226,000     | 200,000     | 147,000     | 155,000     | 186,401     | 213,000     | 263,000     | 285,000     | 8.4%                         | 292,000     | 2.5%                         | 288,000     | -1.4%                        |             |                  |                              |
| 18           | 234,000     | 153,000     | 200,000     | 144,000     | 181,115     | 210,000     | 238,000     | 285,000     | 19.7%                        | 264,000     | -7.4%                        | 282,000     | 6.8%                         |             |                  |                              |
| 19           | 217,000     | 122,000     | 151,000     | 143,000     | 183,983     | 178,000     | 242,000     | 284,000     | 17.4%                        | 289,000     | 1.8%                         | 292,000     | 1.0%                         |             |                  |                              |
| 20           | 206,000     | 159,000     | 133,000     | 141,000     | 208,015     | 273,000     | 281,000     | 232,000     | -17.4%                       | 247,000     | 6.5%                         | 275,000     | 11.3%                        |             |                  |                              |
| 21           | 223,000     | 154,000     | 211,000     | 190,000     | 185,334     | 275,000     | 326,000     | 232,000     | -28.8%                       | 297,000     | 28.0%                        | 285,000     | -4.0%                        |             |                  |                              |
| 22           | 188,000     | 210,000     | 215,000     | 211,000     | 188,320     | 175,000     | 325,000     | 232,000     | -28.6%                       | 228,000     | -1.7%                        | 301,000     | 32.0%                        |             |                  |                              |
| 23           | 188,000     | 155,000     | 226,000     | 200,000     | 181,542     | 222,000     | 301,000     | 239,000     | -20.6%                       | 263,000     | 10.0%                        | 307,000     | 16.7%                        |             |                  |                              |
| 24           | 197,000     | 160,000     | 269,000     | 231,000     | 183,675     | 188,000     | 237,000     | 237,000     | 0.0%                         | 200,000     | -15.6%                       | 273,000     | 36.5%                        |             |                  |                              |
| 25           | 219,000     | 153,000     | 208,000     | 140,000     | 183,841     | 347,000     | 252,000     | 213,000     | -15.5%                       | 250,000     | 17.4%                        | 333,000     | 33.2%                        |             |                  |                              |
| 26           | 210,000     | 127,000     | 162,000     | 172,000     | 183,580     | 267,000     | 327,000     | 233,000     | -28.7%                       | 191,000     | -18.0%                       | 306,000     | 60.2%                        |             |                  |                              |
| 27           | 219,000     | 159,000     | 161,000     | 151,000     | 184,000     | 265,000     | 317,000     | 211,000     | -33.4%                       | 222,000     | 5.2%                         | 257,000     | 15.8%                        |             |                  |                              |
| 28           | 217,000     | 143,000     | 125,000     | 168,000     | 171,000     | 261,000     | 239,000     | 215,000     | -10.0%                       | 252,000     | 17.2%                        | 260,000     | 3.2%                         |             |                  |                              |
| 29           | 193,000     | 217,000     | 163,000     | 210,000     | 175,000     | 235,000     | 259,000     | 258,000     | -0.4%                        | 248,000     | -3.9%                        | 274,000     | 10.5%                        |             |                  |                              |
| 30           | 208,000     | 155,000     | 133,000     | 206,000     | 186,000     | 223,000     | 236,000     | 258,000     | 9.3%                         | 283,000     | 9.7%                         | 289,000     | 2.1%                         |             |                  |                              |
| 31           | 194,000     | 196,000     | 163,000     | 199,000     | 155,000     | 380,000     | 229,000     | 273,000     | 19.2%                        | 238,000     | 0                            | 270,000     | 13.4%                        |             |                  |                              |
| <b>TOTAL</b> | <b>6.62</b> | <b>5.47</b> | <b>5.79</b> | <b>5.71</b> | <b>6.28</b> | <b>7.94</b> | <b>8.98</b> | <b>8.17</b> | <b>-0.07</b>                 | <b>8.34</b> | <b>1.92</b>                  | <b>9.48</b> |                              | <b>0.00</b> |                  |                              |
| AVERAGE      | 213,613     | 176,290     | 186,645     | 184,032     | 202,469     | 256,129     | 289,806     | 263,581     |                              | 268,871     |                              | 305,806     |                              | #DIV/0!     |                  | #DIV/0!                      |
| MAXIMUM      | 250,000     | 217,000     | 269,000     | 283,000     | 311,000     | 380,000     | 359,000     | 337,000     |                              | 327,000     |                              | 406,000     |                              | 0           |                  |                              |
| MINIMUM      | 178,000     | 122,000     | 125,000     | 140,000     | 153,000     | 175,000     | 229,000     | 211,000     |                              | 191,000     |                              | 257,000     |                              | 0           |                  |                              |

BIG SKY WATER AND SEWER DISTRICT #363

FLOW COMPARISON IN GALLONS PER DAY: 2009-2020

SEPTEMBER

| DAY          | 2011        | 2012        | 2013        | 2014        | 2015        | 2016        | 2017         | 2018        | % Difference<br>2017 to 2018 | 2019         | % Difference<br>2018 to 2019 | 2020         | % Difference<br>2019 to 2020 | 2021        | % Difference<br>2020 to 2021 |
|--------------|-------------|-------------|-------------|-------------|-------------|-------------|--------------|-------------|------------------------------|--------------|------------------------------|--------------|------------------------------|-------------|------------------------------|
| 1            | 181,000     | 337,000     | 294,000     | 274,000     | 223,000     | 319,000     | 401,000      | 397,000     | -1.0%                        | 472,000      | 18.9%                        | 465,000      | -1.5%                        | 358,000     | -23.0%                       |
| 2            | 203,000     | 436,000     | 271,000     | 212,000     | 282,000     | 351,000     | 435,000      | 419,000     | -3.7%                        | 431,000      | 2.9%                         | 457,000      | 6.0%                         | 369,000     | -19.3%                       |
| 3            | 212,000     | 352,000     | 246,000     | 202,000     | 276,000     | 380,000     | 479,000      | 423,000     | -11.7%                       | 424,000      | 0.2%                         | 442,000      | 4.2%                         | 353,000     | -20.1%                       |
| 4            | 239,000     | 290,000     | 272,000     | 216,000     | 324,000     | 376,000     | 465,000      | 358,000     | -23.0%                       | 314,000      | -12.3%                       | 495,000      | 57.6%                        | 381,000     | -23.0%                       |
| 5            | 226,000     | 293,000     | 273,000     | 224,000     | 312,000     | 388,000     | 429,000      | 288,000     | -32.9%                       | 321,000      | 11.5%                        | 506,000      | 57.6%                        | 412,000     | -18.6%                       |
| 6            | 203,000     | 278,000     | 244,000     | 173,000     | 318,000     | 339,000     | 383,000      | 277,000     | -27.7%                       | 362,000      | 30.7%                        | 507,000      | 40.1%                        | 393,000     | -22.5%                       |
| 7            | 190,000     | 213,000     | 264,000     | 180,000     | 316,000     | 316,000     | 350,000      | 378,000     | 8.0%                         | 348,000      | -7.9%                        | 451,000      | 29.6%                        | 365,000     | -19.1%                       |
| 8            | 178,000     | 281,000     | 231,000     | 178,000     | 406,000     | 319,000     | 349,000      | 346,000     | -0.9%                        | 321,000      | -7.2%                        | 430,000      | 34.0%                        |             |                              |
| 9            | 251,000     | 207,000     | 241,000     | 221,000     | 219,000     | 363,000     | 298,000      | 349,000     | 17.1%                        | 292,000      | -16.3%                       | 439,000      | 50.3%                        |             |                              |
| 10           | 242,000     | 273,000     | 286,000     | 261,000     | 260,000     | 269,000     | 301,000      | 317,000     | 5.3%                         | 387,000      | 22.1%                        | 428,000      | 10.6%                        |             |                              |
| 11           | 240,000     | 218,000     | 267,000     | 266,000     | 319,000     | 287,000     | 315,000      | 339,000     | 7.6%                         | 279,000      | -17.7%                       | 451,000      | 61.6%                        |             |                              |
| 12           | 250,000     | 245,000     | 282,000     | 268,000     | 326,000     | 319,000     | 318,000      | 336,000     | 5.7%                         | 310,000      | -7.7%                        | 505,000      | 62.9%                        |             |                              |
| 13           | 257,000     | 242,000     | 311,000     | 215,000     | 311,000     | 408,000     | 358,000      | 311,000     | -13.1%                       | 361,000      | 16.1%                        | 509,000      | 41.0%                        |             |                              |
| 14           | 245,000     | 264,000     | 232,000     | 195,000     | 294,000     | 375,000     | 398,000      | 271,000     | -31.9%                       | 363,000      | 33.9%                        | 523,000      | 44.1%                        |             |                              |
| 15           | 261,000     | 199,000     | 227,000     | 207,000     | 308,000     | 379,000     | 408,000      | 300,333     | -26.4%                       | 329,000      | 9.5%                         | 508,000      | 54.4%                        |             |                              |
| 16           | 288,000     | 257,000     | 220,000     | 239,000     | 290,000     | 360,000     | 388,000      | 300,333     | -22.6%                       | 374,000      | 24.5%                        | 679,000      | 81.6%                        |             |                              |
| 17           | 248,000     | 201,000     | 304,000     | 253,000     | 329,000     | 285,000     | 395,000      | 300,333     | -24.0%                       | 398,000      | 32.5%                        | 528,000      | 32.7%                        |             |                              |
| 18           | 239,000     | 190,000     | 280,000     | 253,000     | 343,000     | 249,000     | 362,000      | 283,000     | -17.0%                       | 354,000      | 25.1%                        | 429,000      | 21.2%                        |             |                              |
| 19           | 249,000     | 265,000     | 274,000     | 202,000     | 329,000     | 271,000     | 396,000      | 362,000     | -28.5%                       | 373,000      | 3.0%                         | 408,000      | 9.4%                         |             |                              |
| 20           | 251,000     | 267,000     | 180,000     | 180,000     | 324,000     | 285,000     | 350,000      | 331,000     | 3.4%                         | 378,000      | 14.2%                        | 393,000      | 4.0%                         |             |                              |
| 21           | 245,000     | 258,000     | 254,000     | 183,000     | 317,000     | 270,000     | 356,000      | 291,000     | -7.0%                        | 355,000      | 22.0%                        | 556,000      | 56.6%                        |             |                              |
| 22           | 234,000     | 205,000     | 221,000     | 180,000     | 230,000     | 229,000     | 356,000      | 292,000     | -18.3%                       | 395,000      | 35.3%                        | 379,000      | -4.1%                        |             |                              |
| 23           | 229,000     | 215,000     | 192,000     | 175,000     | 254,000     | 296,000     | 362,000      | 303,000     | -19.3%                       | 357,000      | 17.8%                        | 437,000      | 22.4%                        |             |                              |
| 24           | 231,000     | 294,000     | 185,000     | 210,000     | 249,000     | 256,000     | 395,000      | 288,000     | -23.3%                       | 354,000      | 22.9%                        | 459,000      | 29.7%                        |             |                              |
| 25           | 250,000     | 288,000     | 249,000     | 249,000     | 248,000     | 252,000     | 378,000      | 337,000     | -23.8%                       | 292,000      | -13.4%                       | 426,000      | 45.9%                        |             |                              |
| 26           | 255,000     | 258,000     | 244,000     | 275,000     | 259,000     | 205,000     | 416,000      | 336,000     | -19.0%                       | 287,000      | -14.6%                       | 406,000      | 41.5%                        |             |                              |
| 27           | 218,000     | 270,000     | 292,000     | 243,000     | 249,000     | 218,000     | 377,000      | 345,000     | -10.9%                       | 236,000      | -31.6%                       | 407,000      | 72.5%                        |             |                              |
| 28           | 222,000     | 233,000     | 306,000     | 214,000     | 246,000     | 232,000     | 360,000      | 306,000     | -4.2%                        | 280,000      | -8.5%                        | 434,000      | 55.0%                        |             |                              |
| 29           | 218,000     | 223,000     | 312,000     | 229,000     | 313,000     | 241,000     | 278,000      | 324,000     | 10.1%                        | 217,000      | -33.0%                       | 392,000      | 80.6%                        |             |                              |
| 30           | 220,000     | 198,000     | 308,000     | 291,000     | 319,000     | 233,000     | 291,000      | 317,000     | 11.3%                        | 268,000      | -15.5%                       | 401,000      | 49.6%                        |             |                              |
| <b>TOTAL</b> | <b>6.98</b> | <b>7.75</b> | <b>7.76</b> | <b>6.67</b> | <b>8.79</b> | <b>9.07</b> | <b>11.15</b> | <b>9.82</b> |                              | <b>10.23</b> |                              | <b>13.85</b> |                              | <b>2.63</b> |                              |
| AVERAGE      | 232,500     | 258,333     | 258,733     | 222,267     | 293,100     | 302,333     | 371,567      | 327,500     |                              | 341,067      |                              | 461,667      |                              | 375,857     | -20.8%                       |
| MAXIMUM      | 288,000     | 436,000     | 312,000     | 291,000     | 406,000     | 408,000     | 479,000      | 423,000     |                              | 472,000      |                              | 679,000      |                              | 412,000     |                              |
| MINIMUM      | 178,000     | 190,000     | 180,000     | 173,000     | 219,000     | 205,000     | 278,000      | 271,000     |                              | 217,000      |                              | 379,000      |                              | 353,000     |                              |



## FLOW COMPARISON IN GALLONS PER DAY: 2009-2020

AUGUST

| DAY          | 2011        | 2012        | 2013         | 2014        | 2015        | 2016         | 2017         | 2018         | % Difference 2017<br>to 2018 | 2019         | % Difference 2018<br>to 2019 | 2020         | % Difference 2019<br>to 2020 | 2021         | % Difference<br>2020 to 2021 |
|--------------|-------------|-------------|--------------|-------------|-------------|--------------|--------------|--------------|------------------------------|--------------|------------------------------|--------------|------------------------------|--------------|------------------------------|
| 1            | 367,000     | 411,000     | 419,000      | 377,000     | 360,000     | 465,000      | 464,000      | 447,000      | -3.7%                        | 454,000      | 1.6%                         | 503,000      | 10.8%                        | 423,000      | -15.9%                       |
| 2            | 385,000     | 408,000     | 395,000      | 346,000     | 333,000     | 570,000      | 462,000      | 457,000      | -1.1%                        | 486,000      | 6.3%                         | 552,000      | 13.6%                        | 470,000      | -14.9%                       |
| 3            | 371,000     | 342,000     | 371,000      | 323,000     | 346,000     | 472,000      | 449,000      | 446,000      | -0.7%                        | 446,000      | 0.0%                         | 518,000      | 16.1%                        | 517,000      | -0.2%                        |
| 4            | 366,000     | 403,000     | 331,000      | 338,000     | 363,000     | 465,000      | 477,000      | 452,000      | -5.2%                        | 459,000      | 1.5%                         | 627,000      | 36.6%                        | 486,000      | -22.5%                       |
| 5            | 385,000     | 397,000     | 374,000      | 367,000     | 405,000     | 466,000      | 456,000      | 455,000      | -0.2%                        | 437,000      | -4.0%                        | 527,000      | 20.6%                        | 495,000      | -6.1%                        |
| 6            | 353,000     | 428,000     | 301,000      | 379,000     | 369,000     | 396,000      | 454,000      | 451,000      | -0.7%                        | 439,000      | -2.7%                        | 610,000      | 39.0%                        | 510,000      | -16.4%                       |
| 7            | 343,000     | 333,000     | 367,000      | 354,000     | 348,000     | 348,000      | 450,000      | 450,000      | 0.0%                         | 441,000      | -2.0%                        | 533,000      | 20.9%                        | 479,000      | -10.1%                       |
| 8            | 318,000     | 367,000     | 357,000      | 328,000     | 375,000     | 399,000      | 408,000      | 444,000      | 8.8%                         | 443,000      | -0.2%                        | 524,000      | 18.3%                        | 450,000      | -14.1%                       |
| 9            | 324,000     | 297,000     | 459,000      | 388,000     | 361,000     | 449,000      | 405,000      | 409,000      | 1.0%                         | 480,000      | 17.4%                        | 515,000      | 7.3%                         | 459,000      | -10.9%                       |
| 10           | 337,000     | 317,000     | 412,000      | 371,000     | 327,000     | 446,000      | 458,000      | 393,000      | -14.2%                       | 446,000      | 13.5%                        | 563,000      | 26.2%                        | 492,000      | -12.6%                       |
| 11           | 302,000     | 315,000     | 390,000      | 420,000     | 325,000     | 411,000      | 456,000      | 406,000      | -11.0%                       | 453,000      | 11.6%                        | 458,000      | 1.1%                         | 488,000      | 6.6%                         |
| 12           | 316,000     | 333,000     | 341,000      | 283,000     | 345,000     | 414,000      | 446,000      | 431,000      | -3.4%                        | 430,000      | -0.2%                        | 481,000      | 11.9%                        | 481,000      | 0.0%                         |
| 13           | 300,000     | 297,000     | 358,000      | 314,000     | 365,000     | 369,000      | 458,000      | 421,000      | -8.1%                        | 428,000      | 1.7%                         | 521,000      | 21.7%                        | 419,000      | -19.6%                       |
| 14           | 314,000     | 304,000     | 331,000      | 352,000     | 345,000     | 341,000      | 423,000      | 394,000      | -6.9%                        | 433,000      | 9.9%                         | 542,000      | 25.2%                        | 479,000      | -11.6%                       |
| 15           | 286,000     | 285,000     | 358,000      | 357,000     | 257,000     | 348,000      | 431,000      | 375,000      | -13.0%                       | 440,000      | 17.3%                        | 543,000      | 23.4%                        | 491,000      | -9.6%                        |
| 16           | 330,000     | 317,000     | 281,000      | 324,000     | 266,000     | 364,000      | 409,000      | 363,000      | -11.2%                       | 465,000      | 28.1%                        | 516,000      | 11.0%                        | 402,000      | -22.1%                       |
| 17           | 286,000     | 392,000     | 323,000      | 264,000     | 316,000     | 399,000      | 414,000      | 411,000      | -0.7%                        | 439,000      | 6.8%                         | 555,000      | 26.4%                        | 412,000      | -25.8%                       |
| 18           | 285,000     | 363,000     | 262,000      | 292,000     | 315,000     | 364,000      | 365,000      | 387,000      | 6.0%                         | 427,000      | 10.3%                        | 424,000      | -0.7%                        | 389,000      | -8.3%                        |
| 19           | 253,000     | 323,000     | 287,000      | 277,000     | 306,000     | 367,000      | 349,000      | 410,000      | 17.5%                        | 399,000      | -2.7%                        | 456,000      | 14.3%                        | 383,000      | -16.0%                       |
| 20           | 244,000     | 339,000     | 259,000      | 317,000     | 287,000     | 327,000      | 368,000      | 380,000      | 3.3%                         | 381,000      | 0.3%                         | 453,000      | 18.9%                        | 472,000      | 4.2%                         |
| 21           | 215,000     | 299,000     | 254,000      | 286,000     | 306,000     | 312,000      | 363,000      | 373,000      | 2.8%                         | 346,000      | -7.2%                        | 430,000      | 24.3%                        | 427,000      | -0.7%                        |
| 22           | 253,000     | 258,000     | 271,000      | 278,000     | 280,000     | 294,000      | 415,000      | 379,000      | -8.7%                        | 350,000      | -7.7%                        | 469,000      | 34.0%                        | 433,000      | -7.7%                        |
| 23           | 265,000     | 238,000     | 333,000      | 252,000     | 254,000     | 360,000      | 419,000      | 375,000      | -10.5%                       | 441,000      | 17.6%                        | 508,000      | 15.2%                        | 417,000      | -17.9%                       |
| 24           | 247,000     | 250,000     | 371,000      | 236,000     | 227,000     | 358,000      | 402,000      | 378,000      | -6.0%                        | 353,000      | -6.6%                        | 555,000      | 57.2%                        | 425,000      | -23.4%                       |
| 25           | 253,000     | 233,000     | 314,000      | 217,000     | 264,000     | 370,000      | 372,000      | 365,000      | -1.9%                        | 421,000      | 15.3%                        | 420,000      | -0.2%                        | 409,000      | -2.6%                        |
| 26           | 260,000     | 268,000     | 313,000      | 196,000     | 275,000     | 352,000      | 370,000      | 378,000      | 2.2%                         | 374,000      | -1.1%                        | 422,000      | 12.8%                        | 373,000      | -11.6%                       |
| 27           | 250,000     | 220,000     | 271,000      | 249,000     | 287,000     | 276,000      | 358,000      | 405,000      | 13.1%                        | 391,000      | -3.5%                        | 580,000      | 48.3%                        | 415,000      | -28.4%                       |
| 28           | 243,000     | 248,000     | 302,000      | 262,000     | 341,000     | 269,000      | 373,000      | 358,000      | -4.0%                        | 386,000      | 7.8%                         | 554,000      | 43.5%                        | 392,000      | -29.2%                       |
| 29           | 264,000     | 207,000     | 313,000      | 272,000     | 315,000     | 274,000      | 310,000      | 327,000      | 5.5%                         | 419,000      | 28.1%                        | 471,000      | 12.4%                        | 390,000      | -17.2%                       |
| 30           | 250,000     | 301,000     | 307,000      | 320,000     | 314,000     | 276,000      | 300,000      | 287,000      | -4.3%                        | 368,000      | 28.2%                        | 429,000      | 16.6%                        | 362,000      | -15.6%                       |
| 31           | 190,000     | 313,000     | 283,000      | 370,000     | 297,000     | 275,000      | 326,000      | 362,000      | 11.0%                        | 504,000      | 39.2%                        | 422,000      | -16.3%                       | 362,000      | -14.2%                       |
| <b>TOTAL</b> | <b>9.16</b> | <b>9.81</b> | <b>10.31</b> | <b>9.71</b> | <b>9.87</b> | <b>11.62</b> | <b>12.61</b> | <b>12.37</b> | <b>-1.9%</b>                 | <b>13.18</b> |                              | <b>15.68</b> |                              | <b>13.60</b> |                              |
| AVERAGE      | 295,323     | 316,323     | 332,516      | 313,194     | 318,516     | 374,839      | 406,774      | 399,000      |                              | 425,129      |                              | 505,839      |                              | 438,774      |                              |
| MAXIMUM      | 385,000     | 428,000     | 459,000      | 420,000     | 405,000     | 570,000      | 477,000      | 457,000      |                              | 504,000      |                              | 627,000      |                              | 517,000      |                              |
| MINIMUM      | 190,000     | 207,000     | 254,000      | 196,000     | 227,000     | 269,000      | 300,000      | 287,000      |                              | 346,000      |                              | 420,000      |                              | 362,000      |                              |

## BIG SKY WATER AND SEWER DISTRICT #363

## FLOW COMPARISON IN GALLONS PER DAY: 2011-2020

JULY

| DAY          | 2015         | 2016         | 2017         | 2018         | % Difference<br>2017 to 2018 | 2019         | % Difference<br>2018 to 2019 | 2020         | % Difference<br>2019 to 2020 | 2021         | % Difference<br>2020 to 2021 |
|--------------|--------------|--------------|--------------|--------------|------------------------------|--------------|------------------------------|--------------|------------------------------|--------------|------------------------------|
| 1            | 302,000      | 435,000      | 489,000      | 560,000      | 14.5%                        | 452,000      | -19.3%                       | 590,000      | 30.5%                        | 437,000      | -25.9%                       |
| 2            | 357,000      | 439,000      | 497,000      | 550,000      | 10.7%                        | 467,000      | -15.1%                       | 571,000      | 22.3%                        | 516,000      | -9.6%                        |
| 3            | 348,000      | 474,000      | 546,000      | 563,000      | 3.1%                         | 523,000      | -7.1%                        | 568,000      | 8.6%                         | 527,000      | -7.2%                        |
| 4            | 367,000      | 484,000      | 518,000      | 581,000      | 12.2%                        | 494,000      | -15.0%                       | 552,000      | 11.7%                        | 549,000      | -0.5%                        |
| 5            | 365,000      | 445,000      | 524,000      | 575,000      | 9.7%                         | 589,000      | 2.4%                         | 566,000      | -3.9%                        | 549,000      | -3.0%                        |
| 6            | 304,000      | 420,000      | 453,000      | 573,000      | 26.5%                        | 528,000      | -7.9%                        | 553,000      | 4.7%                         | 549,000      | -0.7%                        |
| 7            | 310,000      | 406,000      | 490,000      | 557,000      | 13.7%                        | 578,000      | 3.8%                         | 584,000      | 1.0%                         | 454,000      | -22.3%                       |
| 8            | 312,000      | 482,000      | 470,000      | 535,000      | 13.8%                        | 499,000      | -6.7%                        | 563,000      | 12.8%                        | 460,000      | -18.3%                       |
| 9            | 320,000      | 441,000      | 445,000      | 506,000      | 13.7%                        | 425,000      | -16.0%                       | 550,000      | 29.4%                        | 456,000      | -17.1%                       |
| 10           | 354,000      | 393,000      | 452,000      | 494,000      | 9.3%                         | 481,000      | -2.6%                        | 563,000      | 17.0%                        | 440,000      | -21.8%                       |
| 11           | 304,000      | 417,000      | 468,000      | 498,000      | 6.4%                         | 501,000      | 0.6%                         | 548,000      | 9.4%                         | 434,000      | -20.8%                       |
| 12           | 287,000      | 450,000      | 462,000      | 494,000      | 6.9%                         | 506,000      | 2.4%                         | 576,000      | 13.8%                        | 447,000      | -22.4%                       |
| 13           | 284,000      | 469,000      | 469,000      | 489,000      | 4.3%                         | 452,000      | -7.6%                        | 528,000      | 16.8%                        | 469,000      | -11.2%                       |
| 14           | 305,000      | 491,000      | 462,000      | 465,000      | 0.6%                         | 404,000      | -13.1%                       | 503,000      | 24.5%                        | 703,000      | 39.8%                        |
| 15           | 379,000      | 432,000      | 464,000      | 449,000      | -3.2%                        | 407,000      | -9.4%                        | 502,000      | 23.3%                        | 471,000      | -6.2%                        |
| 16           | 363,000      | 418,000      | 466,000      | 442,000      | -5.2%                        | 482,000      | 9.0%                         | 527,000      | 9.3%                         | 505,000      | -4.2%                        |
| 17           | 346,000      | 399,000      | 451,000      | 450,000      | -0.2%                        | 465,000      | 3.3%                         | 587,000      | 26.2%                        | 464,000      | -21.0%                       |
| 18           | 301,000      | 443,000      | 438,000      | 389,000      | -11.2%                       | 495,000      | 27.2%                        | 547,000      | 10.5%                        | 453,000      | -17.2%                       |
| 19           | 306,000      | 424,000      | 449,000      | 428,000      | -4.7%                        | 497,000      | 16.1%                        | 551,000      | 10.9%                        | 435,000      | -21.1%                       |
| 20           | 316,000      | 410,000      | 458,000      | 489,000      | 6.8%                         | 493,000      | 0.8%                         | 524,000      | 6.3%                         | 448,000      | -14.5%                       |
| 21           | 331,000      | 417,000      | 479,000      | 505,000      | 5.4%                         | 479,000      | -5.1%                        | 541,000      | 12.9%                        | 454,000      | -16.1%                       |
| 22           | 336,000      | 421,000      | 487,000      | 510,000      | 4.7%                         | 445,000      | -12.7%                       | 525,000      | 18.0%                        | 489,000      | -6.9%                        |
| 23           | 368,000      | 411,000      | 488,000      | 471,000      | -3.5%                        | 462,000      | -1.9%                        | 536,000      | 16.0%                        | 538,000      | 0.4%                         |
| 24           | 384,000      | 387,000      | 473,000      | 467,000      | -1.3%                        | 483,000      | 3.4%                         | 592,000      | 22.6%                        | 539,000      | -9.0%                        |
| 25           | 316,000      | 437,000      | 448,000      | 463,000      | 3.3%                         | 489,000      | 5.6%                         | 535,000      | 9.4%                         | 527,000      | -1.5%                        |
| 26           | 307,000      | 435,000      | 455,000      | 492,000      | 8.1%                         | 514,000      | 4.5%                         | 566,000      | 10.1%                        | 491,000      | -13.3%                       |
| 27           | 396,000      | 453,000      | 509,000      | 494,000      | -2.9%                        | 503,000      | 1.8%                         | 581,000      | 15.5%                        | 461,000      | -20.7%                       |
| 28           | 394,000      | 453,000      | 500,000      | 486,000      | -2.8%                        | 495,000      | 1.9%                         | 539,000      | 8.9%                         | 476,000      | -11.7%                       |
| 29           | 376,000      | 464,000      | 512,000      | 497,000      | -2.9%                        | 445,000      | -10.5%                       | 524,000      | 17.8%                        | 449,000      | -14.3%                       |
| 30           | 350,000      | 482,000      | 503,000      | 477,000      | -5.2%                        | 451,000      | -5.5%                        | 544,000      | 20.6%                        | 463,000      | -14.9%                       |
| 31           | 360,000      | 447,000      | 488,000      | 459,000      | -5.9%                        | 459,000      | 0.0%                         | 592,000      | 29.0%                        | 436,000      | -26.4%                       |
| <b>TOTAL</b> | <b>10.45</b> | <b>13.58</b> | <b>14.81</b> | <b>15.41</b> | <b>4.02%</b>                 | <b>14.96</b> |                              | <b>17.13</b> |                              | <b>15.09</b> |                              |
| AVERAGE      | 337,032      | 438,032      | 477,839      | 497,032      |                              | 482,677      |                              | 552,516      |                              | 486,742      |                              |
| MAXIMUM      | 396,000      | 491,000      | 546,000      | 581,000      |                              | 589,000      |                              | 592,000      |                              | 703,000      |                              |
| MINIMUM      | 284,000      | 387,000      | 438,000      | 389,000      |                              | 404,000      |                              | 502,000      |                              | 434,000      |                              |

BIG SKY WATER AND SEWER DISTRICT #363

FLOW COMPARISON IN GALLONS PER DAY: 2015-2021

JUNE

| DAY          | 2015        | 2016         | 2017         | 2018         | % Difference<br>2017 to 2018 | 2019         | % Difference 2018 to<br>2019 | 2020         | % Difference 2019 to<br>2020 | 2021         | % Difference 2020 to<br>2021 |
|--------------|-------------|--------------|--------------|--------------|------------------------------|--------------|------------------------------|--------------|------------------------------|--------------|------------------------------|
| 1            | 302,000     | 316,000      | 399,000      | 607,000      | 52.1%                        | 386,000      | -36.4%                       | 488,000      | 26.4%                        | 593,000      | 21.5%                        |
| 2            | 288,000     | 320,000      | 396,000      | 584,000      | 47.5%                        | 406,000      | -30.5%                       | 543,000      | 33.7%                        | 553,000      | 1.8%                         |
| 3            | 275,000     | 322,000      | 370,000      | 550,000      | 48.6%                        | 420,000      | -23.6%                       | 568,000      | 35.2%                        | 560,000      | -1.4%                        |
| 4            | 280,000     | 315,000      | 340,000      | 523,000      | 53.8%                        | 371,000      | -29.1%                       | 541,000      | 45.8%                        | 582,000      | 7.6%                         |
| 5            | 296,000     | 348,000      | 386,000      | 531,000      | 37.6%                        | 450,000      | -15.3%                       | 526,000      | 16.9%                        | 530,000      | 0.8%                         |
| 6            | 271,000     | 398,000      | 424,000      | 527,000      | 24.3%                        | 482,000      | -8.5%                        | 521,000      | 8.1%                         | 541,000      | 3.8%                         |
| 7            | 276,000     | 377,000      | 419,000      | 517,000      | 23.4%                        | 413,000      | -20.1%                       | 498,000      | 20.6%                        | 476,000      | -4.4%                        |
| 8            | 253,000     | 410,000      | 421,000      | 521,000      | 23.8%                        | 516,000      | -1.0%                        | 552,000      | 7.0%                         | 470,000      | -14.9%                       |
| 9            | 247,000     | 400,000      | 400,000      | 532,000      | 33.0%                        | 516,000      | -3.0%                        | 555,000      | 7.6%                         | 492,000      | -11.4%                       |
| 10           | 272,000     | 429,000      | 429,000      | 526,000      | 22.6%                        | 516,000      | -1.9%                        | 564,000      | 9.3%                         | 588,000      | 4.3%                         |
| 11           | 285,000     | 363,000      | 427,000      | 554,000      | 29.7%                        | 503,000      | -9.2%                        | 524,000      | 4.2%                         | 577,000      | 10.1%                        |
| 12           | 293,000     | 345,000      | 445,000      | 536,000      | 20.4%                        | 476,000      | -11.2%                       | 514,000      | 8.0%                         | 535,000      | 4.1%                         |
| 13           | 292,000     | 377,000      | 509,000      | 524,000      | 2.9%                         | 472,000      | -9.9%                        | 508,000      | 7.6%                         | 536,000      | 5.5%                         |
| 14           | 304,000     | 432,000      | 538,000      | 532,000      | -1.1%                        | 470,000      | -11.7%                       | 528,000      | 12.3%                        | 554,000      | 4.9%                         |
| 15           | 321,000     | 406,000      | 506,000      | 542,000      | 7.1%                         | 466,000      | -14.0%                       | 522,000      | 12.0%                        | 568,000      | 8.8%                         |
| 16           | 282,000     | 455,000      | 479,000      | 508,000      | 6.1%                         | 467,000      | -8.1%                        | 540,000      | 15.6%                        | 563,000      | 4.3%                         |
| 17           | 275,000     | 446,000      | 478,000      | 521,000      | 9.0%                         | 450,000      | -13.6%                       | 539,000      | 19.8%                        | 576,000      | 6.9%                         |
| 18           | 291,000     | 348,000      | 453,000      | 565,000      | 24.7%                        | 433,000      | -23.4%                       | 622,000      | 43.6%                        | 584,000      | -6.1%                        |
| 19           | 322,000     | 356,000      | 449,000      | 575,000      | 28.1%                        | 419,000      | -27.1%                       | 580,000      | 38.4%                        | 597,000      | 2.9%                         |
| 20           | 300,000     | 382,000      | 465,000      | 538,000      | 15.7%                        | 419,000      | -22.1%                       | 552,000      | 31.7%                        | 583,000      | 5.6%                         |
| 21           | 308,000     | 429,000      | 476,000      | 575,000      | 20.8%                        | 432,000      | -24.9%                       | 547,000      | 26.6%                        | 559,000      | 2.2%                         |
| 22           | 318,000     | 409,000      | 478,000      | 544,000      | 13.8%                        | 442,000      | -18.8%                       | 561,000      | 26.9%                        | 581,000      | 3.6%                         |
| 23           | 300,000     | 428,000      | 491,000      | 569,000      | 15.9%                        | 437,000      | -23.2%                       | 543,000      | 24.3%                        | 500,000      | -7.9%                        |
| 24           | 312,000     | 383,000      | 457,000      | 565,000      | 23.6%                        | 394,000      | -30.3%                       | 523,000      | 32.7%                        | 480,000      | -8.2%                        |
| 25           | 281,000     | 369,000      | 456,000      | 516,000      | 13.2%                        | 459,000      | -11.0%                       | 520,000      | 13.3%                        | 483,000      | -7.1%                        |
| 26           | 292,000     | 361,000      | 454,000      | 513,000      | 13.0%                        | 426,000      | -17.0%                       | 554,000      | 30.0%                        | 426,000      | -23.1%                       |
| 27           | 251,000     | 369,000      | 413,000      | 486,000      | 17.7%                        | 426,000      | -12.3%                       | 548,000      | 28.6%                        | 412,000      | -24.8%                       |
| 28           | 256,000     | 345,000      | 414,000      | 448,000      | 8.2%                         | 438,000      | -2.2%                        | 571,000      | 30.4%                        | 404,000      | -29.2%                       |
| 29           | 306,000     | 406,000      | 471,000      | 516,000      | 9.6%                         | 443,000      | -14.1%                       | 602,000      | 35.9%                        | 412,000      | -31.6%                       |
| 30           | 318,000     | 422,000      | 469,000      | 511,000      | 9.0%                         | 433,000      | -15.3%                       | 563,000      | 30.0%                        | 410,000      | -27.2%                       |
| <b>TOTAL</b> | <b>8.67</b> | <b>11.47</b> | <b>13.31</b> | <b>16.06</b> | <b>20.6%</b>                 | <b>13.38</b> | <b>-16.66%</b>               | <b>16.32</b> | <b>21.94%</b>                | <b>15.73</b> | <b>-0.04</b>                 |
| AVERAGE      | 288,900     | 382,200      | 443,733      | 535,200      |                              | 446,033      |                              | 543,900      |                              | 524,167      |                              |
| MAXIMUM      | 322,000     | 455,000      | 538,000      | 607,000      |                              | 516,000      |                              | 622,000      |                              | 597,000      |                              |
| MINIMUM      | 247,000     | 315,000      | 340,000      | 448,000      |                              | 371,000      |                              | 488,000      |                              | 404,000      |                              |

BIG SKY WATER AND SEWER DISTRICT #363

FLOW COMPARISON IN GALLONS PER DAY: 2015-2021

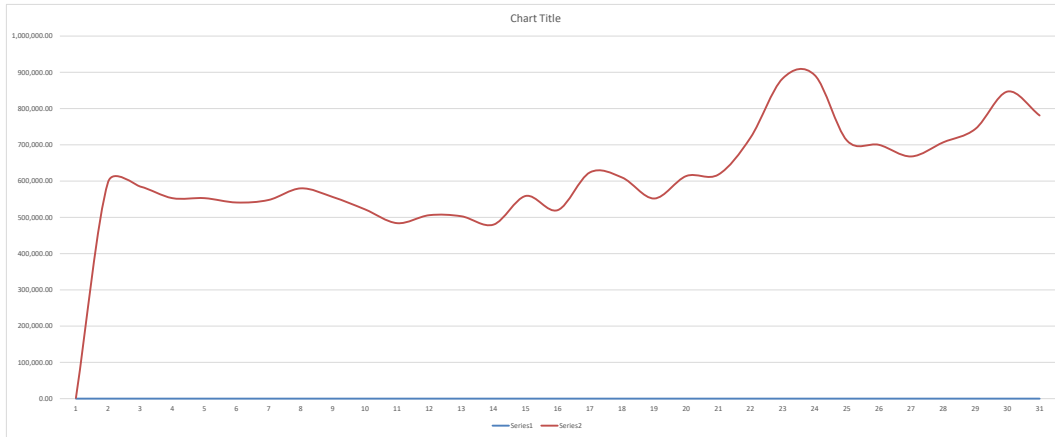
MAY

| DAY          | 2015        | 2016         | 2017         | 2018         | % Difference 2017 to<br>2018 | 2019         | % Difference 2018 to<br>2019 | 2020         | % Difference 2019<br>to 2020 |
|--------------|-------------|--------------|--------------|--------------|------------------------------|--------------|------------------------------|--------------|------------------------------|
| 1            | 297,000     | 357,000      | 361,000      | 748,000      | 107.2%                       | 520,000      | -30.5%                       | 890,000      | 71.2%                        |
| 2            | 291,000     | 354,000      | 408,000      | 695,000      | 70.3%                        | 454,000      | -34.7%                       | 778,000      | 71.4%                        |
| 3            | 278,000     | 284,000      | 418,000      | 688,000      | 64.6%                        | 454,000      | -34.0%                       | 746,000      | 64.3%                        |
| 4            | 282,000     | 330,000      | 416,000      | 699,000      | 68.0%                        | 469,000      | -32.9%                       | 697,000      | 48.6%                        |
| 5            | 289,000     | 382,000      | 461,000      | 724,000      | 57.0%                        | 467,000      | -35.5%                       | 680,000      | 45.6%                        |
| 6            | 305,000     | 393,000      | 420,000      | 731,000      | 74.0%                        | 471,000      | -35.6%                       | 674,000      | 43.1%                        |
| 7            | 299,000     | 357,000      | 434,000      | 756,000      | 74.2%                        | 454,000      | -39.9%                       | 630,000      | 38.8%                        |
| 8            | 238,000     | 352,000      | 466,000      | 816,000      | 75.1%                        | 453,000      | -44.5%                       | 560,000      | 23.6%                        |
| 9            | 200,000     | 361,000      | 478,000      | 753,000      | 57.5%                        | 539,000      | -28.4%                       | 520,000      | -3.5%                        |
| 10           | 192,000     | 327,000      | 474,000      | 747,000      | 57.6%                        | 476,000      | -36.3%                       | 509,000      | 6.9%                         |
| 11           | 186,000     | 303,000      | 446,000      | 761,000      | 70.6%                        | 454,000      | -40.3%                       | 584,000      | 28.6%                        |
| 12           | 241,000     | 332,000      | 449,000      | 615,000      | 37.0%                        | 478,000      | -22.3%                       | 635,000      | 32.8%                        |
| 13           | 277,000     | 333,000      | 441,000      | 576,000      | 30.6%                        | 484,000      | -16.0%                       | 677,000      | 39.9%                        |
| 14           | 258,000     | 307,000      | 427,000      | 530,000      | 24.1%                        | 496,000      | -6.4%                        | 652,000      | 31.5%                        |
| 15           | 280,000     | 308,000      | 407,000      | 501,000      | 23.1%                        | 513,000      | 2.4%                         | 662,000      | 29.0%                        |
| 16           | 366,000     | 403,000      | 404,000      | 494,000      | 22.3%                        | 480,000      | -2.8%                        | 648,000      | 35.0%                        |
| 17           | 329,000     | 361,000      | 418,000      | 530,000      | 26.8%                        | 545,000      | 2.8%                         | 641,000      | 17.6%                        |
| 18           | 308,000     | 343,000      | 412,000      | 566,000      | 37.4%                        | 542,000      | -4.2%                        | 611,000      | 12.7%                        |
| 19           | 337,000     | 345,000      | 359,000      | 483,000      | 34.5%                        | 467,000      | -3.3%                        | 613,000      | 31.3%                        |
| 20           | 295,000     | 353,000      | 337,000      | 455,000      | 35.0%                        | 526,000      | 15.6%                        | 616,000      | 17.1%                        |
| 21           | 282,000     | 387,000      | 382,000      | 449,000      | 17.5%                        | 456,000      | 1.6%                         | 612,000      | 34.2%                        |
| 22           | 278,000     | 339,000      | 425,000      | 457,000      | 7.5%                         | 458,000      | 0.2%                         | 576,000      | 25.8%                        |
| 23           | 277,000     | 422,000      | 410,000      | 560,000      | 36.6%                        | 452,000      | -19.3%                       | 526,000      | 16.4%                        |
| 24           | 280,000     | 405,000      | 414,000      | 596,000      | 44.0%                        | 446,000      | -25.2%                       | 513,000      | 15.0%                        |
| 25           | 293,000     | 377,000      | 398,000      | 537,000      | 34.9%                        | 431,000      | -19.7%                       | 463,000      | 7.4%                         |
| 26           | 276,000     | 376,000      | 345,000      | 515,000      | 49.3%                        | 426,000      | -17.3%                       | 505,000      | 18.5%                        |
| 27           | 231,000     | 379,000      | 339,000      | 505,000      | 49.0%                        | 429,000      | -15.0%                       | 533,000      | 24.2%                        |
| 28           | 255,000     | 384,000      | 322,000      | 539,000      | 67.4%                        | 436,000      | -19.1%                       | 524,000      | 20.2%                        |
| 29           | 218,000     | 357,000      | 368,000      | 540,000      | 46.7%                        | 406,000      | -24.8%                       | 518,000      | 27.6%                        |
| 30           | 215,000     | 324,000      | 405,000      | 527,000      | 30.1%                        | 360,000      | -31.7%                       | 537,000      | 49.2%                        |
| 31           | 211,000     | 315,000      | 415,000      | 514,000      | 23.9%                        | 350,000      | -31.9%                       | 502,000      | 43.4%                        |
| <b>TOTAL</b> | <b>8.36</b> | <b>10.95</b> | <b>12.66</b> | <b>18.61</b> | <b>47.0%</b>                 | <b>14.39</b> | <b>-0.23</b>                 | <b>18.83</b> |                              |
| AVERAGE      | 269,806     | 353,226      | 408,355      | 600,226      |                              | 464,258      |                              | 607,484      |                              |
| MAXIMUM      | 366,000     | 422,000      | 478,000      | 816,000      |                              | 545,000      |                              | 890,000      |                              |
| MINIMUM      | 186,000     | 284,000      | 322,000      | 449,000      |                              | 350,000      |                              | 463,000      |                              |

APRIL

FLOW COMPARISON IN GALLONS PER DAY: 2009-2021

| DAY          | 2011-2018   |              |             |              |              |              |              |              | % Difference |              | 2019-2020    |              | % Difference  |              | 2021         |         | % Difference         |  |
|--------------|-------------|--------------|-------------|--------------|--------------|--------------|--------------|--------------|--------------|--------------|--------------|--------------|---------------|--------------|--------------|---------|----------------------|--|
|              | 2011        | 2012         | 2013        | 2014         | 2015         | 2016         | 2017         | 2018         | 2017 to 2018 | 2019         | 2018 to 2019 | 2020         | 2019 to 2020  | 2021         | 2020 to 2021 | 2021    | % Difference to 2021 |  |
| 1            | 381,000     | 435,000      | 442,000     | 476,000      | 558,000      | 390,000      | 565,000      | 597,000      | 5.7%         | 421,000      | -29.5%       | 283,000      | -32.8%        | 594,000      | 41.1%        | 594,000 | 41.1%                |  |
| 2            | 366,000     | 436,000      | 413,000     | 480,000      | 531,000      | 336,000      | 542,000      | 586,000      | 7.9%         | 395,000      | -32.5%       | 250,000      | -36.7%        | 636,000      | 61.0%        | 636,000 | 61.0%                |  |
| 3            | 321,000     | 413,000      | 410,000     | 467,000      | 533,000      | 336,000      | 554,000      | 553,000      | -0.2%        | 398,000      | -28.0%       | 244,000      | -38.7%        | 652,000      | 63.8%        | 652,000 | 63.8%                |  |
| 4            | 299,000     | 357,000      | 404,000     | 484,000      | 508,000      | 362,000      | 507,000      | 553,000      | 9.1%         | 423,000      | -23.5%       | 253,000      | -40.2%        | 657,000      | 55.3%        | 657,000 | 55.3%                |  |
| 5            | 293,000     | 399,000      | 409,000     | 413,000      | 443,000      | 377,000      | 510,000      | 541,000      | 6.1%         | 463,000      | -14.4%       | 279,000      | -39.7%        | 669,000      | 48.8%        | 669,000 | 48.8%                |  |
| 6            | 291,000     | 400,000      | 458,000     | 371,000      | 445,000      | 403,000      | 475,000      | 548,000      | 15.4%        | 469,000      | -14.4%       | 262,000      | -44.1%        | 632,000      | 34.8%        | 632,000 | 34.8%                |  |
| 7            | 305,000     | 405,000      | 373,000     | 365,000      | 399,000      | 420,000      | 493,000      | 580,000      | 17.6%        | 457,000      | -21.2%       | 283,000      | -38.1%        | 629,000      | 37.6%        | 629,000 | 37.6%                |  |
| 8            | 289,000     | 409,000      | 372,000     | 413,000      | 369,000      | 468,000      | 552,000      | 556,000      | 0.7%         | 498,000      | -10.4%       | 289,000      | -42.0%        | 687,000      | 38.0%        | 687,000 | 38.0%                |  |
| 9            | 299,000     | 390,000      | 363,000     | 447,000      | 382,000      | 519,000      | 547,000      | 522,000      | -4.6%        | 783,000      | 50.0%        | 300,000      | -61.7%        | 618,000      | +21.1%       | 618,000 | +21.1%               |  |
| 10           | 286,000     | 345,000      | 206,000     | 446,000      | 388,000      | 563,000      | 515,000      | 484,000      | -6.0%        | 779,000      | 61.0%        | 324,000      | -58.4%        | 631,000      | -19.0%       | 631,000 | -19.0%               |  |
| 11           | 257,000     | 395,000      | 316,000     | 453,000      | 397,000      | 539,000      | 495,000      | 506,000      | 2.2%         | 675,000      | 33.4%        | 314,000      | -53.5%        | 608,000      | -9.9%        | 608,000 | -9.9%                |  |
| 12           | 258,000     | 380,000      | 316,000     | 413,000      | 378,000      | 544,000      | 498,000      | 503,000      | 3.5%         | 619,000      | 23.1%        | 293,000      | -57.5%        | 541,000      | -12.8%       | 541,000 | -12.8%               |  |
| 13           | 281,000     | 428,000      | 393,000     | 318,000      | 322,000      | 708,000      | 468,000      | 480,000      | 2.6%         | 532,000      | 10.8%        | 285,000      | -46.4%        | 513,000      | -3.6%        | 513,000 | -3.6%                |  |
| 14           | 292,000     | 472,000      | 421,000     | 348,000      | 294,000      | 678,000      | 501,000      | 559,000      | 11.6%        | 530,000      | -5.2%        | 279,000      | -47.4%        | 498,000      | -6.0%        | 498,000 | -6.0%                |  |
| 15           | 270,000     | 464,000      | 345,000     | 396,000      | 325,000      | 561,000      | 548,000      | 520,000      | -5.1%        | 500,000      | -3.8%        | 282,000      | -43.6%        | 431,000      | -13.8%       | 431,000 | -13.8%               |  |
| 16           | 285,000     | 355,000      | 245,000     | 324,000      | 343,000      | 523,000      | 543,000      | 624,000      | 14.9%        | 483,000      | -22.6%       | 269,000      | -44.3%        | 439,000      | -9.1%        | 439,000 | -9.1%                |  |
| 17           | 318,000     | 350,000      | 245,000     | 377,000      | 392,000      | 582,000      | 453,000      | 610,000      | 34.7%        | 467,000      | -25.2%       | 289,000      | -38.1%        | 519,000      | 11.1%        | 519,000 | 11.1%                |  |
| 18           | 327,000     | 296,000      | 276,000     | 464,000      | 364,000      | 496,000      | 431,000      | 552,000      | 28.1%        | 497,000      | -18.5%       | 278,000      | -44.1%        | 563,000      | 13.3%        | 563,000 | 13.3%                |  |
| 19           | 311,000     | 312,000      | 296,000     | 533,000      | 357,000      | 415,000      | 400,000      | 614,000      | 53.8%        | 616,000      | 11.6%        | 297,000      | -51.8%        | 521,000      | 76.4%        | 521,000 | 76.4%                |  |
| 20           | 302,000     | 269,000      | 241,000     | 545,000      | 268,000      | 456,000      | 397,000      | 618,000      | 55.7%        | 742,000      | 20.8%        | 310,000      | -58.2%        | 420,000      | 35.5%        | 420,000 | 35.5%                |  |
| 21           | 345,000     | 192,000      | 249,000     | 487,000      | 276,000      | 478,000      | 375,000      | 720,000      | 92.0%        | 889,000      | 43.9%        | 359,000      | -59.6%        | 461,000      | 28.4%        | 461,000 | 28.4%                |  |
| 22           | 396,000     | 233,000      | 294,000     | 552,000      | 311,000      | 489,000      | 395,000      | 893,000      | 123.5%       | 736,000      | 2.2%         | 430,000      | -41.6%        | 467,000      | 8.6%         | 467,000 | 8.6%                 |  |
| 23           | 411,000     | 292,000      | 233,000     | 656,000      | 332,000      | 430,000      | 403,000      | 892,000      | 121.3%       | 718,000      | -18.9%       | 460,000      | -35.8%        | 456,000      | -0.9%        | 456,000 | -0.9%                |  |
| 24           | 391,000     | 344,000      | 201,000     | 509,000      | 317,000      | 416,000      | 423,000      | 712,000      | 68.3%        | 718,000      | -19.5%       | 480,000      | -33.1%        | 441,000      | -8.1%        | 441,000 | -8.1%                |  |
| 25           | 325,000     | 398,000      | 183,000     | 477,000      | 286,000      | 410,000      | 421,000      | 700,000      | 66.3%        | 698,000      | -2.0%        | 505,000      | -27.7%        | 452,000      | -10.5%       | 452,000 | -10.5%               |  |
| 26           | 302,000     | 443,000      | 203,000     | 496,000      | 265,000      | 413,000      | 439,000      | 668,000      | 52.2%        | 681,000      | -2.7%        | 628,000      | -7.8%         | 491,000      | -21.8%       | 491,000 | -21.8%               |  |
| 27           | 289,000     | 363,000      | 196,000     | 504,000      | 265,000      | 443,000      | 432,000      | 707,000      | 63.7%        | 703,000      | 5.2%         | 623,000      | -11.4%        | 472,000      | -24.2%       | 472,000 | -24.2%               |  |
| 28           | 330,000     | 348,000      | 245,000     | 494,000      | 303,000      | 396,000      | 417,000      | 744,000      | 78.4%        | 623,000      | -11.9%       | 588,000      | -5.5%         | 499,000      | -15.3%       | 499,000 | -15.3%               |  |
| 29           | 312,000     | 315,000      | 261,000     | 420,000      | 302,000      | 386,000      | 391,000      | 847,000      | 134.6%       | 545,000      | -26.7%       | 648,000      | 18.9%         | 549,000      | -15.3%       | 549,000 | -15.3%               |  |
| 30           | 295,000     | 321,000      | 260,000     | 374,000      | 328,000      | 374,000      | 349,000      | 781,000      | 123.8%       | 535,000      | -36.8%       | 695,000      | 29.9%         | 622,000      | -10.5%       | 622,000 | -10.5%               |  |
| <b>TOTAL</b> | <b>9.41</b> | <b>10.95</b> | <b>9.22</b> | <b>13.42</b> | <b>10.98</b> | <b>13.83</b> | <b>14.00</b> | <b>18.76</b> | <b>34.0%</b> | <b>17.59</b> | <b>-6.2%</b> | <b>11.05</b> | <b>-59.2%</b> | <b>16.39</b> |              |         |                      |  |
| AVERAGE      | 313,567     | 364,967      | 307,300     | 447,367      | 365,967      | 461,100      | 466,567      | 625,300      |              | 596,367      |              | 368,333      |               | 546,267      |              |         |                      |  |
| MAXIMUM      | 411,000     | 472,000      | 458,000     | 656,000      | 558,000      | 708,000      | 565,000      | 892,000      |              | 889,000      |              | 695,000      |               | 689,000      |              |         |                      |  |
| MINIMUM      | 257,000     | 192,000      | 183,000     | 306,000      | 265,000      | 336,000      | 349,000      | 480,000      |              | 395,000      |              | 244,000      |               | 420,000      |              |         |                      |  |



MARCH

FLOW COMPARISON IN GALLONS PER DAY: 2009-2020

| DAY          | 2012         |              |              |              |              |              |              |             | % Difference 2017 to 2018 |               | % Difference 2018 to 2019 |               | % Difference 2019 to 2020 |             | % Difference 2020 to 2021 |      |
|--------------|--------------|--------------|--------------|--------------|--------------|--------------|--------------|-------------|---------------------------|---------------|---------------------------|---------------|---------------------------|-------------|---------------------------|------|
|              | 2012         | 2013         | 2014         | 2015         | 2016         | 2017         | 2018         | 2019        | 2020                      | 2021          | 2022                      | 2023          | 2024                      | 2025        | 2026                      | 2027 |
| 1            | 381,000      | 441,000      | 519,000      | 481,000      | 454,000      | 472,000      | 570,000      | 20.8%       | 519,000                   | -8.9%         | 584,000                   | 12.5%         | 595,000                   | 1.9%        |                           |      |
| 2            | 410,000      | 468,000      | 515,000      | 422,000      | 416,000      | 495,000      | 577,000      | 16.6%       | 550,000                   | -4.7%         | 545,000                   | -0.9%         | 573,000                   | 5.1%        |                           |      |
| 3            | 457,000      | 445,000      | 509,000      | 398,000      | 387,000      | 525,000      | 607,000      | 16.3%       | 548,000                   | -9.7%         | 533,000                   | -2.7%         | 581,000                   | 9.0%        |                           |      |
| 4            | 426,000      | 409,000      | 508,000      | 417,000      | 420,000      | 512,000      | 615,000      | 20.1%       | 504,000                   | -18.0%        | 540,000                   | 7.1%          | 611,000                   | 13.1%       |                           |      |
| 5            | 373,000      | 391,000      | 485,000      | 446,000      | 420,000      | 528,000      | 581,000      | 10.0%       | 489,000                   | -15.8%        | 518,000                   | 5.9%          | 641,000                   | 23.7%       |                           |      |
| 6            | 355,000      | 392,000      | 480,000      | 468,000      | 500,000      | 501,000      | 572,000      | 14.2%       | 471,000                   | -17.7%        | 594,000                   | 26.1%         | 646,000                   | 8.8%        |                           |      |
| 7            | 349,000      | 397,000      | 506,000      | 447,000      | 492,000      | 501,000      | 521,000      | 4.0%        | 466,000                   | -10.6%        | 581,000                   | 24.7%         | 659,000                   | 13.4%       |                           |      |
| 8            | 407,000      | 394,000      | 487,000      | 474,000      | 494,000      | 455,000      | 527,000      | 15.8%       | 496,000                   | -5.9%         | 583,000                   | 17.5%         | 640,000                   | 9.8%        |                           |      |
| 9            | 412,000      | 375,000      | 485,000      | 452,000      | 475,000      | 472,000      | 533,000      | 12.9%       | 534,000                   | 0.2%          | 536,000                   | 0.4%          | 610,000                   | 13.8%       |                           |      |
| 10           | 435,000      | 391,000      | 484,000      | 458,000      | 458,000      | 530,000      | 592,000      | 11.7%       | 551,000                   | 3.9%          | 551,000                   | 0.0%          | 625,000                   | 13.4%       |                           |      |
| 11           | 459,000      | 371,000      | 539,000      | 443,000      | 443,000      | 497,000      | 647,000      | 30.2%       | 534,000                   | -17.5%        | 539,000                   | 0.9%          | 595,000                   | 10.4%       |                           |      |
| 12           | 414,000      | 348,000      | 532,000      | 410,000      | 477,000      | 510,000      | 632,000      | 23.9%       | 489,000                   | -21.0%        | 539,000                   | 8.0%          | 641,000                   | 16.9%       |                           |      |
| 13           | 467,000      | 386,000      | 528,000      | 427,000      | 524,000      | 544,000      | 689,000      | 26.7%       | 545,000                   | -20.9%        | 552,000                   | 1.3%          | 626,000                   | 13.4%       |                           |      |
| 14           | 384,000      | 431,000      | 559,000      | 413,000      | 474,000      | 533,000      | 633,000      | 18.8%       | 515,000                   | -18.6%        | 554,000                   | 7.6%          | 612,000                   | 10.5%       |                           |      |
| 15           | 436,000      | 491,000      | 578,000      | 415,000      | 526,000      | 531,000      | 643,000      | 21.1%       | 525,000                   | -18.4%        | 535,000                   | 1.9%          | 641,000                   | 22.1%       |                           |      |
| 16           | 485,000      | 424,000      | 578,000      | 502,000      | 488,000      | 610,000      | 643,000      | 5.4%        | 523,000                   | -18.7%        | 525,000                   | 0.4%          | 651,000                   | 24.5%       |                           |      |
| 17           | 531,000      | 452,000      | 546,000      | 513,000      | 504,000      | 597,000      | 639,000      | 7.0%        | 546,000                   | -14.8%        | 465,000                   | -14.8%        | 663,000                   | 21.4%       |                           |      |
| 18           | 498,000      | 371,000      | 514,000      | 557,000      | 539,000      | 579,000      | 665,000      | 4.9%        | 526,000                   | -12.7%        | 387,000                   | -26.7%        | 667,000                   | 26.3%       |                           |      |
| 19           | 448,000      | 388,000      | 538,000      | 512,667      | 499,000      | 614,000      | 575,000      | -8.4%       | 517,000                   | -10.1%        | 346,000                   | -33.1%        | 692,000                   | 33.8%       |                           |      |
| 20           | 413,000      | 351,000      | 544,000      | 512,667      | 544,000      | 584,000      | 549,000      | -6.0%       | 527,000                   | -4.0%         | 431,000                   | -18.2%        | 673,000                   | 27.7%       |                           |      |
| 21           | 406,000      | 390,000      | 501,000      | 512,667      | 516,000      | 672,000      | 532,000      | -20.8%      | 521,000                   | -2.1%         | 277,000                   | -46.8%        | 662,000                   | 27.1%       |                           |      |
| 22           | 419,000      | 384,000      | 488,000      | 512,667      | 546,000      | 728,000      | 554,000      | -23.9%      | 548,000                   | -1.1%         | 351,000                   | -35.9%        | 641,000                   | 17.0%       |                           |      |
| 23           | 387,000      | 397,000      | 461,000      | 512,667      | 491,000      | 634,000      | 604,000      | -4.7%       | 542,000                   | -10.3%        | 255,000                   | -53.0%        | 616,000                   | 13.7%       |                           |      |
| 24           | 333,000      | 363,000      | 458,000      | 512,667      | 515,000      | 654,000      | 635,000      | -2.9%       | 533,000                   | -16.1%        | 343,000                   | -35.6%        | 621,000                   | 16.5%       |                           |      |
| 25           | 390,000      | 379,000      | 513,000      | 488,000      | 545,000      | 638,000      | 625,000      | -2.0%       | 514,000                   | -17.8%        | 317,000                   | -38.3%        | 618,000                   | 20.2%       |                           |      |
| 26           | 465,000      | 426,000      | 517,000      | 454,000      | 596,000      | 638,000      | 618,000      | -3.1%       | 482,000                   | -22.0%        | 276,000                   | -42.7%        | 634,000                   | 31.5%       |                           |      |
| 27           | 433,000      | 401,000      | 511,000      | 506,000      | 538,000      | 611,000      | 627,000      | 2.6%        | 523,000                   | -16.6%        | 283,000                   | -45.9%        | 637,000                   | 21.8%       |                           |      |
| 28           | 473,000      | 422,000      | 526,000      | 551,000      | 473,000      | 572,000      | 624,000      | 9.1%        | 499,000                   | -20.0%        | 272,000                   | -45.5%        | 637,000                   | 27.7%       |                           |      |
| 29           | 455,000      | 477,000      | 506,000      | 542,000      | 452,000      | 600,000      | 599,000      | -0.2%       | 509,000                   | -15.0%        | 255,000                   | -49.9%        | 655,000                   | 28.7%       |                           |      |
| 30           | 457,000      | 484,000      | 510,000      | 551,000      | 470,000      | 618,000      | 673,000      | 8.9%        | 493,000                   | -26.7%        | 206,000                   | -58.2%        | 597,000                   | 21.1%       |                           |      |
| 31           | 474,000      | 489,000      | 502,000      | 581,000      | 378,000      | 629,000      | 683,000      | 5.4%        | 464,000                   | -30.0%        | 283,000                   | -39.0%        | 545,000                   | 17.5%       |                           |      |
| <b>TOTAL</b> | <b>13,23</b> | <b>12,89</b> | <b>18,91</b> | <b>14,89</b> | <b>18,09</b> | <b>17,89</b> | <b>18,70</b> | <b>6.4%</b> | <b>16,82</b>              | <b>-14.4%</b> | <b>13,98</b>              | <b>-15.4%</b> | <b>19,81</b>              | <b>0.44</b> |                           |      |
| AVERAGE      | 426,742      | 408,968      | 519,290      | 479,032      | 485,548      | 567,129      | 603,355      |             | 516,813                   |               | 437,290                   |               | 628,194                   |             |                           |      |
| MAXIMUM      | 531,000      | 491,000      | 579,000      | 561,000      | 586,000      | 728,000      | 689,000      |             | 551,000                   |               | 594,000                   |               | 692,000                   |             |                           |      |
| MINIMUM      | 333,000      | 348,000      | 458,000      | 398,000      | 367,000      | 455,000      | 521,000      |             | 464,000                   |               | 206,000                   |               | 545,000                   |             |                           |      |

BIG SKY WATER AND SEWER DISTRICT #363

FEBRUARY

| DAY          | 2014         | 2015         | 2016         | 2017         | 2018         | % Difference 2017 |              | % Difference 2018 |              | % Difference 2019 |              | % Difference 2020 |      |
|--------------|--------------|--------------|--------------|--------------|--------------|-------------------|--------------|-------------------|--------------|-------------------|--------------|-------------------|------|
|              |              |              |              |              |              | to 2018           | 2019         | to 2018           | 2019         | to 2020           | 2021         | to 2021           | 2021 |
| 1            | 439,000      | 382,000      | 346,000      | 472,000      | 526,000      | 11.4%             | 499,000      | -5.1%             | 541,000      | 8.4%              | 552,000      | 2.0%              |      |
| 2            | 426,000      | 385,000      | 340,000      | 468,000      | 535,000      | 14.3%             | 520,000      | -2.8%             | 549,000      | 5.6%              | 569,000      | 3.6%              |      |
| 3            | 413,000      | 379,000      | 403,000      | 514,000      | 566,000      | 10.1%             | 527,000      | -6.9%             | 532,000      | 0.9%              | 569,000      | 7.0%              |      |
| 4            | 462,000      | 392,000      | 385,000      | 490,000      | 582,000      | 18.8%             | 505,000      | -13.2%            | 542,000      | 7.3%              | 572,000      | 5.5%              |      |
| 5            | 464,000      | 452,000      | 410,000      | 494,000      | 566,000      | 14.6%             | 511,000      | -9.7%             | 488,000      | -4.5%             | 585,000      | 19.9%             |      |
| 6            | 464,000      | 481,000      | 435,000      | 478,000      | 537,000      | 12.3%             | 482,000      | -10.2%            | 519,000      | 7.7%              | 615,000      | 18.5%             |      |
| 7            | 520,000      | 514,000      | 453,000      | 471,000      | 477,000      | 1.3%              | 465,000      | -2.5%             | 560,000      | 20.4%             | 626,000      | 11.8%             |      |
| 8            | 530,000      | 466,000      | 407,000      | 466,000      | 483,000      | 3.6%              | 520,000      | 7.7%              | 565,000      | 8.7%              | 598,000      | 5.8%              |      |
| 9            | 528,000      | 427,000      | 344,000      | 477,000      | 428,000      | -10.3%            | 524,000      | 22.4%             | 576,000      | 9.9%              | 589,000      | 2.3%              |      |
| 10           | 490,000      | 417,000      | 343,000      | 496,000      | 618,000      | 24.6%             | 549,000      | -11.2%            | 520,000      | -5.3%             | 569,000      | 8.4%              |      |
| 11           | 406,000      | 498,000      | 359,000      | 501,000      | 604,000      | 20.6%             | 496,000      | -17.9%            | 503,000      | 1.4%              | 600,000      | 19.3%             |      |
| 12           | 380,000      | 458,000      | 385,000      | 574,000      | 570,000      | -0.7%             | 437,000      | -23.3%            | 503,000      | 15.1%             | 651,000      | 29.4%             |      |
| 13           | 407,000      | 427,000      | 433,000      | 472,000      | 517,000      | 9.5%              | 486,000      | -6.0%             | 491,000      | 1.0%              | 649,000      | 32.2%             |      |
| 14           | 428,000      | 421,000      | 458,000      | 464,000      | 507,000      | 9.3%              | 438,000      | -13.6%            | 522,000      | 19.2%             | 633,000      | 21.3%             |      |
| 15           | 562,000      | 448,000      | 449,000      | 446,000      | 518,000      | 16.1%             | 486,000      | -6.2%             | 574,000      | 18.1%             | 617,000      | 7.5%              |      |
| 16           | 591,000      | 412,000      | 440,000      | 485,000      | 584,000      | 20.4%             | 517,000      | -11.5%            | 567,000      | 9.7%              | 604,000      | 6.5%              |      |
| 17           | 550,000      | 426,000      | 440,000      | 498,000      | 571,000      | 14.7%             | 545,000      | -4.6%             | 574,000      | 5.3%              | 591,000      | 3.0%              |      |
| 18           | 530,000      | 439,000      | 458,000      | 508,000      | 620,000      | 22.0%             | 548,000      | -11.6%            | 529,000      | -3.5%             | 602,000      | 13.8%             |      |
| 19           | 494,000      | 447,000      | 439,000      | 584,000      | 621,000      | 6.3%              | 522,000      | -15.9%            | 529,000      | 1.3%              | 623,000      | 17.8%             |      |
| 20           | 470,000      | 473,000      | 479,000      | 517,000      | 573,000      | 10.8%             | 486,000      | -13.4%            | 537,000      | 8.3%              | 617,000      | 14.9%             |      |
| 21           | 477,000      | 504,000      | 468,000      | 495,000      | 574,000      | 16.0%             | 511,000      | -11.0%            | 538,000      | 5.3%              | 630,000      | 17.1%             |      |
| 22           | 555,000      | 482,000      | 431,000      | 495,000      | 595,000      | 20.2%             | 507,000      | -14.8%            | 539,000      | 6.3%              | 601,000      | 11.5%             |      |
| 23           | 590,000      | 472,000      | 399,000      | 470,000      | 593,000      | 26.2%             | 547,000      | -7.8%             | 565,000      | 3.3%              | 591,000      | 4.6%              |      |
| 24           | 533,000      | 454,000      | 421,000      | 502,000      | 627,000      | 24.9%             | 522,000      | -16.7%            | 557,000      | 6.7%              | 558,000      | 0.2%              |      |
| 25           | 521,000      | 441,000      | 443,000      | 521,000      | 622,000      | 19.4%             | 476,000      | -23.5%            | 531,000      | 11.6%             | 591,000      | 11.3%             |      |
| 26           | 524,000      | 483,000      | 456,000      | 531,000      | 600,000      | 13.0%             | 485,000      | -19.2%            | 528,000      | 8.9%              | 617,000      | 16.9%             |      |
| 27           | 517,000      | 520,000      | 484,000      | 508,000      | 562,000      | 14.6%             | 483,000      | -15.3%            | 526,000      | 6.7%              | 617,000      | 17.3%             |      |
| 28           | 539,000      | 476,000      | 473,000      | 483,000      | 573,000      | 18.6%             | 508,000      | -11.3%            | 552,000      | 8.7%              | 636,000      | 15.2%             |      |
| 29           |              |              | 453,000      |              |              |                   |              |                   | 613,000      |                   |              |                   |      |
| <b>TOTAL</b> | <b>13.81</b> | <b>12.58</b> | <b>12.23</b> | <b>13.88</b> | <b>15.77</b> | <b>13.6%</b>      | <b>14.12</b> | <b>-10.4%</b>     | <b>15.67</b> | <b>0.11</b>       | <b>16.67</b> | <b>0.08</b>       |      |
| AVERAGE      | 493,214      | 449,143      | 421,862      | 495,714      | 563,179      |                   | 504,357      |                   | 540,345      |                   | 602,571      |                   |      |
| MAXIMUM      | 591,000      | 520,000      | 484,000      | 584,000      | 627,000      |                   | 549,000      |                   | 613,000      |                   | 651,000      |                   |      |
| MINIMUM      | 380,000      | 379,000      | 340,000      | 446,000      | 428,000      |                   | 437,000      |                   | 488,000      |                   | 552,000      |                   |      |

FLOW COMPARISON IN GALLONS PER DAY: 2012-2021

JANUARY

| DAY          | 2012         | 2013         | 2014         | 2015         | 2016         | 2017         | 2018         | % Difference<br>2017 to 2018 | 2019         | % Difference<br>2018 to 2019 | 2020         | % Difference<br>2019 to 2020 | 2021         | % Difference<br>2020 to 2021 |
|--------------|--------------|--------------|--------------|--------------|--------------|--------------|--------------|------------------------------|--------------|------------------------------|--------------|------------------------------|--------------|------------------------------|
| 1            | 512,000      | 522,000      | 639,000      | 671,000      | 633,000      | 670,000      | 682,000      | 1.8%                         | 649,000      | -4.8%                        | 669,000      | 3.1%                         | 633,000      | -5.4%                        |
| 2            | 432,000      | 434,000      | 639,000      | 622,000      | 583,000      | 564,000      | 590,000      | 4.6%                         | 606,000      | 2.7%                         | 652,000      | 7.6%                         | 599,000      | -8.1%                        |
| 3            | 426,000      | 333,000      | 612,000      | 527,000      | 496,000      | 500,000      | 580,000      | 16.0%                        | 609,000      | 5.0%                         | 629,000      | 3.3%                         | 596,000      | -5.2%                        |
| 4            | 382,000      | 502,000      | 592,000      | 480,000      | 446,000      | 491,000      | 593,000      | 20.8%                        | 572,000      | -3.5%                        | 538,000      | -5.9%                        | 499,000      | -7.2%                        |
| 5            | 396,000      | 413,000      | 539,000      | 450,000      | 446,000      | 482,000      | 608,000      | 26.1%                        | 551,000      | -9.4%                        | 549,000      | -0.4%                        | 554,000      | 0.9%                         |
| 6            | 376,000      | 422,000      | 499,000      | 437,000      | 411,000      | 453,000      | 553,000      | 22.1%                        | 519,000      | -6.1%                        | 442,000      | -14.8%                       | 531,000      | 20.1%                        |
| 7            | 390,000      | 383,000      | 498,000      | 422,000      | 426,000      | 461,000      | 501,000      | 8.7%                         | 476,000      | -5.0%                        | 487,000      | 2.3%                         | 504,000      | 3.5%                         |
| 8            | 355,000      | 375,000      | 487,000      | 353,000      | 448,000      | 447,000      | 429,000      | -4.0%                        | 425,000      | -0.9%                        | 533,000      | 25.4%                        | 498,000      | -6.6%                        |
| 9            | 330,000      | 334,000      | 480,000      | 365,000      | 456,000      | 427,000      | 456,000      | 6.8%                         | 428,000      | -6.1%                        | 463,000      | 8.2%                         | 484,000      | 4.5%                         |
| 10           | 317,000      | 355,000      | 480,000      | 383,000      | 442,000      | 415,000      | 463,000      | 11.6%                        | 446,000      | -3.7%                        | 506,000      | 13.5%                        | 529,000      | 4.5%                         |
| 11           | 324,000      | 287,000      | 457,000      | 376,000      | 408,000      | 403,000      | 474,000      | 17.6%                        | 445,000      | -6.1%                        | 532,000      | 19.6%                        | 458,000      | -13.9%                       |
| 12           | 341,000      | 280,000      | 437,000      | 378,000      | 389,000      | 410,000      | 480,000      | 17.1%                        | 467,000      | -2.7%                        | 491,000      | 5.1%                         | 486,000      | -1.0%                        |
| 13           | 364,000      | 317,000      | 367,000      | 406,000      | 389,000      | 414,000      | 528,000      | 27.5%                        | 478,000      | -9.5%                        | 463,000      | -3.1%                        | 508,000      | 9.7%                         |
| 14           | 393,000      | 322,000      | 413,000      | 384,000      | 394,000      | 445,000      | 562,000      | 26.3%                        | 453,000      | -19.4%                       | 390,000      | -13.9%                       | 456,000      | 16.9%                        |
| 15           | 387,000      | 285,000      | 416,000      | 399,000      | 368,000      | 496,000      | 522,000      | 5.2%                         | 425,000      | -18.6%                       | 482,000      | 13.4%                        | 493,000      | 2.3%                         |
| 16           | 335,000      | 266,000      | 420,000      | 434,000      | 394,000      | 488,000      | 490,000      | 0.4%                         | 422,000      | -13.9%                       | 398,000      | -5.7%                        | 489,000      | 22.9%                        |
| 17           | 320,000      | 334,000      | 472,000      | 482,000      | 411,000      | 445,000      | 446,000      | 0.2%                         | 428,000      | -4.0%                        | 481,000      | 12.4%                        | 537,000      | 11.6%                        |
| 18           | 315,000      | 345,000      | 465,000      | 495,000      | 382,000      | 447,000      | 436,000      | -2.5%                        | 460,000      | 5.5%                         | 470,000      | 2.2%                         | 549,000      | 16.8%                        |
| 19           | 306,000      | 424,000      | 475,000      | 429,000      | 359,000      | 447,000      | 451,000      | 0.9%                         | 515,000      | 14.2%                        | 523,000      | 1.6%                         | 508,000      | -2.9%                        |
| 20           | 315,000      | 420,000      | 452,000      | 351,000      | 343,000      | 457,000      | 469,000      | 2.6%                         | 535,000      | 14.1%                        | 463,000      | -13.5%                       | 475,000      | 2.6%                         |
| 21           | 318,000      | 370,000      | 407,000      | 342,000      | 386,000      | 480,000      | 488,000      | 1.7%                         | 498,000      | 2.0%                         | 448,000      | -10.0%                       | 497,000      | 10.9%                        |
| 22           | 305,000      | 330,000      | 437,000      | 367,000      | 392,000      | 490,000      | 485,000      | -0.4%                        | 462,000      | -5.3%                        | 470,000      | 1.7%                         | 522,000      | 11.1%                        |
| 23           | 316,000      | 287,000      | 479,000      | 375,000      | 437,000      | 454,000      | 516,000      | 13.7%                        | 459,000      | -11.0%                       | 463,000      | 0.9%                         | 535,000      | 15.6%                        |
| 24           | 328,000      | 303,000      | 459,000      | 458,000      | 438,000      | 449,000      | 476,000      | 6.0%                         | 452,000      | -5.0%                        | 506,000      | 11.9%                        | 543,000      | 7.3%                         |
| 25           | 327,000      | 290,000      | 459,000      | 468,000      | 392,000      | 430,000      | 499,000      | 16.0%                        | 475,000      | -4.8%                        | 509,000      | 7.2%                         | 535,000      | 5.1%                         |
| 26           | 361,000      | 311,000      | 495,000      | 445,000      | 358,000      | 445,000      | 524,000      | 17.8%                        | 462,000      | -6.1%                        | 538,000      | 9.3%                         | 480,000      | -10.8%                       |
| 27           | 305,000      | 316,000      | 451,000      | 431,000      | 379,000      | 462,000      | 567,000      | 22.7%                        | 501,000      | -11.6%                       | 513,000      | 2.4%                         | 500,000      | -2.5%                        |
| 28           | 310,000      | 298,000      | 479,000      | 440,000      | 362,000      | 479,000      | 581,000      | 21.3%                        | 466,000      | -19.8%                       | 467,000      | 0.2%                         | 578,000      | 23.8%                        |
| 29           | 330,000      | 283,000      | 487,000      | 450,000      | 357,000      | 505,000      | 552,000      | 9.3%                         | 466,000      | -15.6%                       | 432,000      | -7.3%                        | 598,000      | 38.4%                        |
| 30           | 284,000      | 511,000      | 487,000      | 435,000      | 376,000      | 479,000      | 515,000      | 7.5%                         | 464,000      | -9.9%                        | 423,000      | -8.8%                        | 610,000      | 44.2%                        |
| 31           | 293,000      | 336,000      | 336,000      | 383,000      | 385,000      | 485,000      | 495,000      | 2.3%                         | 459,000      | -7.7%                        | 483,000      | 5.5%                         | 622,000      | 28.8%                        |
| <b>TOTAL</b> | <b>10.79</b> | <b>10.99</b> | <b>14.82</b> | <b>13.44</b> | <b>12.89</b> | <b>14.52</b> | <b>16.02</b> | <b>10.3%</b>                 | <b>15.10</b> | <b>-5.7%</b>                 | <b>15.41</b> | <b>0.02</b>                  | <b>16.41</b> | <b>7.7%</b>                  |
| AVERAGE      | 348,161      | 354,452      | 477,903      | 433,484      | 415,742      | 468,387      | 516,613      |                              | 487,161      |                              | 497,194      |                              | 529,228      |                              |
| MAXIMUM      | 512,000      | 522,000      | 639,000      | 671,000      | 633,000      | 670,000      | 682,000      |                              | 649,000      |                              | 669,000      |                              | 633,000      |                              |
| MINIMUM      | 284,000      | 266,000      | 336,000      | 342,000      | 343,000      | 403,000      | 429,000      |                              | 422,000      |                              | 390,000      |                              | 456,000      |                              |



| Date (2018) | Irrigation(2018) | Expected Flows (SBR) | Expected Pond Volumes |              | Pond Depth (ft) | SP Average   | YC Average  |
|-------------|------------------|----------------------|-----------------------|--------------|-----------------|--------------|-------------|
|             |                  |                      | With no pumping       | With pumping |                 | 0.350        | 0.333       |
|             |                  |                      |                       |              |                 | Point        | Flow Totals |
|             |                  |                      |                       |              |                 | Of Delivery  | (MG)        |
| 23-Aug-18   | 1.044            | 0.375                |                       | 29.000       |                 | Fill Pond #3 |             |
| 24-Aug-18   | 0.981            | 0.378                |                       | 28.397       |                 | Fill Pond #3 |             |
| 25-Aug-18   | 0.945            | 0.365                |                       | 27.817       |                 | Fill Pond #3 |             |
| 26-Aug-18   | 0.725            | 0.378                |                       | 27.470       |                 | Fill Pond #3 |             |
| 27-Aug-18   | 0.525            | 0.405                |                       | 27.350       |                 | Fill Pond #3 |             |
| 28-Aug-18   | 0.445            | 0.358                |                       | 27.263       |                 | Fill Pond #3 |             |
| 29-Aug-18   | 0.562            | 0.327                |                       | 27.028       |                 | Fill Pond #3 |             |
| 30-Aug-18   | 0.580            | 0.287                |                       | 26.385       |                 | YC           | 0.333       |
| 31-Aug-18   | 0.524            | 0.362                |                       | 25.873       |                 | YC           | 0.666       |
| 01-Sep-18   | 0.754            | 0.397                |                       | 25.166       |                 | YC           | 0.999       |
| 02-Sep-18   | 0.744            | 0.419                |                       | 24.491       |                 | YC           | 1.332       |
| 03-Sep-18   | 0.743            | 0.423                |                       | 23.821       |                 | YC           | 1.665       |
| 04-Sep-18   | 0.761            | 0.358                |                       | 23.068       |                 | YC           | 1.998       |
| 05-Sep-18   | 0.764            | 0.288                |                       | 22.242       |                 | YC           | 2.331       |
| 06-Sep-18   | 0.769            | 0.277                |                       | 21.400       |                 | YC           | 2.664       |
| 07-Sep-18   | 0.827            | 0.378                |                       | 20.601       |                 | YC           | 2.997       |
| 08-Sep-18   | 0.856            | 0.346                |                       | 19.741       |                 | YC           | 3.330       |
| 09-Sep-18   | 0.831            | 0.349                |                       | 18.909       |                 | YC           | 3.663       |
| 10-Sep-18   | 0.842            | 0.317                |                       | 18.034       |                 | YC           | 3.996       |
| 11-Sep-18   | 0.843            | 0.339                |                       | 17.197       |                 | YC           | 4.329       |
| 12-Sep-18   | 0.895            | 0.336                |                       | 16.305       |                 | YC           | 4.662       |
| 13-Sep-18   | 0.670            | 0.311                |                       | 15.613       |                 | YC           | 4.995       |
| 14-Sep-18   | 0.429            | 0.271                |                       | 15.122       |                 | YC           | 5.328       |
| 15-Sep-18   | 0.737            | 0.300                |                       | 14.352       |                 | YC           | 5.661       |
| 16-Sep-18   | 0.737            | 0.300                |                       | 13.582       |                 | YC           | 5.994       |
| 17-Sep-18   | 0.737            | 0.300                |                       | 12.812       |                 | YC           | 6.327       |
| 18-Sep-18   | 0.839            | 0.283                |                       | 11.923       |                 | YC           | 6.660       |
| 19-Sep-18   | 0.845            | 0.362                |                       | 11.107       |                 | YC           | 6.993       |
| 20-Sep-18   | 0.815            | 0.331                |                       | 10.290       |                 | YC           | 7.326       |
| 21-Sep-18   | 0.837            | 0.291                |                       | 9.411        |                 | YC           | 7.659       |
| 22-Sep-18   | 0.832            | 0.292                |                       | 8.538        |                 | YC           | 7.992       |
| 23-Sep-18   | 0.700            | 0.303                |                       | 7.808        |                 | YC           | 8.325       |
| 24-Sep-18   | 0.414            | 0.288                |                       | 7.349        |                 | YC           | 8.658       |
| 25-Sep-18   | 0.416            | 0.337                |                       | 6.937        |                 | YC           | 8.991       |
| 26-Sep-18   | 0.219            | 0.336                |                       | 6.721        |                 | YC           | 9.324       |
| 27-Sep-18   | 0.239            | 0.345                |                       | 6.494        |                 | YC           | 9.657       |
| 28-Sep-18   | 0.619            | 0.306                |                       | 5.848        |                 | YC           | 9.990       |
| 29-Sep-18   | 0.672            | 0.324                |                       | 5.167        |                 | YC           | 10.323      |
| 30-Sep-18   | 0.563            | 0.317                |                       | 4.588        |                 | YC           | 10.656      |
| 01-Oct-18   | 0.397            | 0.337                |                       | 4.195        |                 | YC           | 10.989      |
| 02-Oct-18   | 0.389            | 0.266                |                       | 3.739        |                 | YC           | 11.322      |
| 03-Oct-18   | 0.209            | 0.237                |                       | 3.434        |                 | YC           | 11.655      |
| 04-Oct-18   | 0.212            | 0.253                |                       | 3.142        |                 | YC           | 11.988      |
| 05-Oct-18   | 0.110            | 0.282                |                       | 2.981        |                 | YC           | 12.321      |
| 06-Oct-18   | 0.074            | 0.238                |                       | 2.812        |                 | YC           | 12.654      |
| 07-Oct-18   | 0.076            | 0.244                |                       | 2.647        |                 | YC           | 12.987      |
| 08-Oct-18   | 0.073            | 0.249                |                       | 2.490        |                 | YC           | 13.320      |
| 09-Oct-18   |                  | 0.291                | 2.781                 | 2.781        | 1.250           |              |             |
| 10-Oct-18   |                  | 0.299                | 3.080                 | 3.080        |                 |              |             |
| 11-Oct-18   |                  | 0.287                | 3.367                 | 3.367        |                 |              |             |
| 12-Oct-18   |                  | 0.311                | 3.678                 | 3.678        |                 |              |             |
| 13-Oct-18   |                  | 0.285                | 3.963                 | 3.963        |                 |              |             |
| 14-Oct-18   |                  | 0.304                | 4.267                 | 4.267        |                 |              |             |
| 15-Oct-18   |                  | 0.297                | 4.564                 | 4.564        |                 |              |             |
| 16-Oct-18   |                  | 0.304                | 4.868                 | 4.868        |                 |              |             |
| 17-Oct-18   |                  | 0.285                | 5.153                 | 5.153        |                 |              |             |
| 18-Oct-18   |                  | 0.285                | 5.438                 | 5.438        |                 |              |             |
| 19-Oct-18   |                  | 0.284                | 5.722                 | 5.722        |                 |              |             |
| 20-Oct-18   |                  | 0.232                | 5.954                 | 5.954        |                 |              |             |
| 21-Oct-18   |                  | 0.232                | 6.186                 | 6.186        |                 |              |             |
| 22-Oct-18   |                  | 0.232                | 6.418                 | 6.418        |                 |              |             |
| 23-Oct-18   |                  | 0.239                | 6.657                 | 6.657        |                 |              |             |
| 24-Oct-18   |                  | 0.237                | 6.894                 | 6.894        |                 |              |             |
| 25-Oct-18   |                  | 0.213                | 7.107                 | 7.107        |                 |              |             |
| 26-Oct-18   |                  | 0.233                | 7.340                 | 7.340        |                 |              |             |
| 27-Oct-18   |                  | 0.211                | 7.551                 | 7.551        |                 |              |             |
| 28-Oct-18   |                  | 0.215                | 7.766                 | 7.766        |                 |              |             |
| 29-Oct-18   |                  | 0.258                | 8.024                 | 8.024        |                 |              |             |
| 30-Oct-18   |                  | 0.258                | 8.282                 | 8.282        |                 |              |             |
| 31-Oct-18   |                  | 0.273                | 8.555                 | 8.555        |                 |              |             |
| 01-Nov-18   |                  | 0.269                | 8.824                 | 8.824        |                 |              |             |
| 02-Nov-18   |                  | 0.260                | 9.084                 | 9.084        |                 |              |             |
| 03-Nov-18   |                  | 0.261                | 9.345                 | 9.345        |                 |              |             |
| 04-Nov-18   |                  | 0.279                | 9.624                 | 9.624        |                 |              |             |
| 05-Nov-18   |                  | 0.279                | 9.903                 | 9.903        |                 |              |             |
| 06-Nov-18   |                  | 0.281                | 10.184                | 10.184       |                 |              |             |
| 07-Nov-18   |                  | 0.204                | 10.388                | 10.388       |                 |              |             |
| 08-Nov-18   |                  | 0.255                | 10.643                | 10.643       |                 |              |             |
| 09-Nov-18   |                  | 0.228                | 10.871                | 10.871       |                 |              |             |
| 10-Nov-18   |                  | 0.225                | 11.096                | 11.096       |                 |              |             |
| 11-Nov-18   |                  | 0.225                | 11.321                | 11.321       |                 |              |             |
| 12-Nov-18   |                  | 0.225                | 11.546                | 11.546       |                 |              |             |
| 13-Nov-18   |                  | 0.235                | 11.781                | 11.781       |                 |              |             |
| 14-Nov-18   |                  | 0.217                | 11.998                | 11.998       |                 |              |             |

|           |       |        |        |        |           |
|-----------|-------|--------|--------|--------|-----------|
| 15-Nov-18 | 0.314 | 12.312 | 12.312 |        |           |
| 16-Nov-18 | 0.268 | 12.580 | 12.580 |        |           |
| 17-Nov-18 | 0.213 | 12.793 | 12.793 |        |           |
| 18-Nov-18 | 0.214 | 13.007 | 13.007 |        |           |
| 19-Nov-18 | 0.196 | 13.203 | 13.203 |        |           |
| 20-Nov-18 | 0.212 | 13.415 | 13.415 |        |           |
| 21-Nov-18 | 0.240 | 13.655 | 13.655 |        |           |
| 22-Nov-18 | 0.306 | 13.961 | 13.961 |        |           |
| 23-Nov-18 | 0.306 | 14.267 | 14.267 |        |           |
| 24-Nov-18 | 0.306 | 14.573 | 14.573 |        |           |
| 25-Nov-18 | 0.306 | 14.879 | 14.879 |        |           |
| 26-Nov-18 | 0.306 | 15.185 | 15.185 |        |           |
| 27-Nov-18 | 0.288 | 15.473 | 15.473 |        |           |
| 28-Nov-18 | 0.288 | 15.761 | 15.761 |        |           |
| 29-Nov-18 | 0.244 | 16.005 | 16.005 |        |           |
| 30-Nov-18 | 0.228 | 16.233 | 16.233 |        |           |
| 01-Dec-18 | 0.238 | 16.471 | 16.471 |        |           |
| 02-Dec-18 | 0.239 | 16.710 | 16.710 |        |           |
| 03-Dec-18 | 0.226 | 16.936 | 16.936 |        |           |
| 04-Dec-18 | 0.232 | 17.168 | 17.168 |        |           |
| 05-Dec-18 | 0.228 | 17.396 | 17.396 |        |           |
| 06-Dec-18 | 0.261 | 17.657 | 17.657 |        |           |
| 07-Dec-18 | 0.324 | 17.981 | 17.981 |        |           |
| 08-Dec-18 | 0.328 | 18.309 | 18.309 |        |           |
| 09-Dec-18 | 0.334 | 18.643 | 18.643 |        |           |
| 10-Dec-18 | 0.297 | 18.940 | 18.940 |        |           |
| 11-Dec-18 | 0.258 | 19.198 | 19.198 |        |           |
| 12-Dec-18 | 0.313 | 19.511 | 19.511 |        |           |
| 13-Dec-18 | 0.315 | 19.826 | 19.826 |        |           |
| 14-Dec-18 | 0.336 | 20.162 | 20.162 |        |           |
| 15-Dec-18 | 0.371 | 20.533 | 20.200 |        |           |
| 16-Dec-18 | 0.395 | 20.928 | 20.262 |        |           |
| 17-Dec-18 | 0.367 | 21.295 | 20.296 |        |           |
| 18-Dec-18 | 0.297 | 21.592 | 20.260 |        |           |
| 19-Dec-18 | 0.338 | 21.930 | 20.265 |        |           |
| 20-Dec-18 | 0.341 | 22.271 | 20.273 |        |           |
| 21-Dec-18 | 0.375 | 22.646 | 20.315 |        |           |
| 22-Dec-18 | 0.417 | 23.063 | 20.399 |        |           |
| 23-Dec-18 | 0.493 | 23.556 | 20.559 |        |           |
| 24-Dec-18 | 0.495 | 24.051 | 20.721 |        |           |
| 25-Dec-18 | 0.499 | 24.550 | 20.887 |        |           |
| 26-Dec-18 | 0.523 | 25.073 | 21.077 |        |           |
| 27-Dec-18 | 0.590 | 25.663 | 21.334 |        |           |
| 28-Dec-18 | 0.629 | 26.292 | 21.630 |        |           |
| 29-Dec-18 | 0.633 | 26.925 | 21.930 |        |           |
| 30-Dec-18 | 0.641 | 27.566 | 22.238 |        |           |
| 31-Dec-18 | 0.650 | 28.216 | 22.555 |        |           |
| 01-Jan-19 | 0.649 | 28.865 | 22.871 | 11.000 | YC 0.333  |
| 02-Jan-19 | 0.606 | 29.471 | 23.144 |        | YC 0.666  |
| 03-Jan-19 | 0.609 | 30.080 | 23.420 |        | YC 0.999  |
| 04-Jan-19 | 0.572 | 30.652 | 23.659 |        | YC 1.332  |
| 05-Jan-19 | 0.551 | 31.203 | 23.877 |        | YC 1.665  |
| 06-Jan-19 | 0.519 | 31.722 | 24.063 |        | YC 1.998  |
| 07-Jan-19 | 0.476 | 32.198 | 24.206 |        | YC 2.331  |
| 08-Jan-19 | 0.425 | 32.623 | 24.298 |        | YC 2.664  |
| 09-Jan-19 | 0.428 | 33.051 | 24.393 |        | YC 2.997  |
| 10-Jan-19 | 0.446 | 33.497 | 24.506 |        | YC 3.330  |
| 11-Jan-19 | 0.445 | 33.942 | 24.618 |        | YC 3.663  |
| 12-Jan-19 | 0.467 | 34.409 | 24.752 |        | YC 3.996  |
| 13-Jan-19 | 0.478 | 34.887 | 24.897 |        | YC 4.329  |
| 14-Jan-19 | 0.453 | 35.340 | 25.017 |        | YC 4.662  |
| 15-Jan-19 | 0.425 | 35.765 | 25.109 |        | YC 4.995  |
| 16-Jan-19 | 0.422 | 36.187 | 25.198 |        | YC 5.328  |
| 17-Jan-19 | 0.428 | 36.615 | 25.293 |        | YC 5.661  |
| 18-Jan-19 | 0.460 | 37.075 | 25.420 |        | YC 5.994  |
| 19-Jan-19 | 0.515 | 37.590 | 25.602 |        | YC 6.327  |
| 20-Jan-19 | 0.535 | 38.125 | 25.804 |        | YC 6.660  |
| 21-Jan-19 | 0.498 | 38.623 | 25.969 |        | YC 6.993  |
| 22-Jan-19 | 0.462 | 39.085 | 26.098 |        | YC 7.326  |
| 23-Jan-19 | 0.459 | 39.544 | 26.224 |        | YC 7.659  |
| 24-Jan-19 | 0.452 | 39.996 | 26.343 |        | YC 7.992  |
| 25-Jan-19 | 0.475 | 40.471 | 26.485 |        | YC 8.325  |
| 26-Jan-19 | 0.492 | 40.963 | 26.644 |        | YC 8.658  |
| 27-Jan-19 | 0.501 | 41.464 | 26.812 |        | YC 8.991  |
| 28-Jan-19 | 0.466 | 41.930 | 26.945 |        | YC 9.324  |
| 29-Jan-19 | 0.466 | 42.396 | 27.078 |        | YC 9.657  |
| 30-Jan-19 | 0.464 | 42.860 | 27.209 |        | YC 9.990  |
| 31-Jan-19 | 0.458 | 43.318 | 27.334 |        | YC 10.323 |
| 01-Feb-19 | 0.526 | 43.844 | 27.527 |        | YC 10.656 |
| 02-Feb-19 | 0.535 | 44.379 | 27.729 |        | YC 10.989 |
| 03-Feb-19 | 0.566 | 44.945 | 27.962 |        | YC 11.322 |
| 04-Feb-19 | 0.582 | 45.527 | 28.211 |        | YC 11.655 |
| 05-Feb-19 | 0.566 | 46.093 | 28.444 |        | YC 11.988 |
| 06-Feb-19 | 0.537 | 46.630 | 28.648 |        | YC 12.321 |
| 07-Feb-19 | 0.477 | 47.107 | 28.792 |        | YC 12.654 |
| 08-Feb-19 | 0.483 | 47.590 | 28.942 |        | YC 12.987 |
| 09-Feb-19 | 0.428 | 48.018 | 29.037 |        | YC 13.320 |
| 10-Feb-19 | 0.618 | 48.636 | 29.322 |        | YC 13.653 |

|           |                           |         |        |              |        |
|-----------|---------------------------|---------|--------|--------------|--------|
| 11-Feb-19 | 0.604                     | 49.240  | 29.593 | YC           | 13.986 |
| 12-Feb-19 | 0.570                     | 49.810  | 29.830 | YC           | 14.319 |
| 13-Feb-19 | 0.517                     | 50.327  | 30.014 | YC           | 14.652 |
| 14-Feb-19 | 0.507                     | 50.834  | 30.188 | YC           | 14.985 |
| 15-Feb-19 | 0.518                     | 51.352  | 30.373 | YC           | 15.318 |
| 16-Feb-19 | 0.584                     | 51.936  | 30.624 | YC           | 15.651 |
| 17-Feb-19 | 0.571                     | 52.507  | 30.862 | YC           | 15.984 |
| 18-Feb-19 | 0.620                     | 53.127  | 31.149 | YC           | 16.317 |
| 19-Feb-19 | 0.621                     | 53.748  | 31.437 | YC           | 16.650 |
| 20-Feb-19 | 0.573                     | 54.321  | 31.677 | YC           | 16.983 |
| 21-Feb-19 | 0.574                     | 54.895  | 31.918 | YC           | 17.316 |
| 22-Feb-19 | 0.595                     | 55.490  | 32.180 | YC           | 17.649 |
| 23-Feb-19 | 0.593                     | 56.083  | 32.440 | YC           | 17.982 |
| 24-Feb-19 | 0.627                     | 56.710  | 32.734 | YC           | 18.315 |
| 25-Feb-19 | 0.622                     | 57.332  | 33.023 | YC           | 18.648 |
| 26-Feb-19 | 0.600                     | 57.932  | 33.290 | YC           | 18.981 |
| 27-Feb-19 | 0.582                     | 58.514  | 33.539 | YC           | 19.314 |
| 28-Feb-19 | 0.573                     | 59.087  | 33.779 | YC           | 19.647 |
| 01-Mar-19 | 0.570                     | 59.657  | 34.016 | YC           | 19.980 |
| 02-Mar-19 | 0.577                     | 60.234  | 34.260 | YC           | 20.313 |
| 03-Mar-19 | 0.607                     | 60.841  | 34.534 | YC           | 20.646 |
| 04-Mar-19 | 0.615                     | 61.456  | 34.816 | YC           | 20.979 |
| 05-Mar-19 | 0.581                     | 62.037  | 35.064 | YC           | 21.312 |
| 06-Mar-19 | 0.572                     | 62.609  | 35.303 | YC           | 21.645 |
| 07-Mar-19 | 0.521                     | 63.130  | 35.491 | YC           | 21.978 |
| 08-Mar-19 | 0.527                     | 63.657  | 35.685 | YC           | 22.311 |
| 09-Mar-19 | 0.533                     | 64.190  | 35.885 | YC           | 22.644 |
| 10-Mar-19 | 0.592                     | 64.782  | 36.144 | YC           | 22.977 |
| 11-Mar-19 | 0.647                     | 65.429  | 36.458 | YC           | 23.310 |
| 12-Mar-19 | 0.632                     | 66.061  | 36.757 | YC           | 23.643 |
| 13-Mar-19 | 0.689                     | 66.750  | 37.113 | YC           | 23.976 |
| 14-Mar-19 | 0.633                     | 67.383  | 37.413 | YC           | 24.309 |
| 15-Mar-19 | 0.643                     | 68.026  | 37.723 | YC           | 24.642 |
| 16-Mar-19 | 0.643                     | 68.669  | 38.033 | YC           | 24.975 |
| 17-Mar-19 | 0.639                     | 69.308  | 38.339 | YC           | 25.308 |
| 18-Mar-19 | 0.605                     | 69.913  | 38.611 | YC           | 25.641 |
| 19-Mar-19 | 0.575                     | 70.488  | 38.853 | YC           | 25.974 |
| 20-Mar-19 | 0.549                     | 71.037  | 39.069 | YC           | 26.307 |
| 21-Mar-19 | 0.532                     | 71.569  | 39.268 | YC           | 26.640 |
| 22-Mar-19 | 0.554                     | 72.123  | 39.489 | YC           | 26.973 |
| 23-Mar-19 | 0.604                     | 72.727  | 39.760 | YC           | 27.306 |
| 24-Mar-19 | 0.635                     | 73.362  | 40.062 | YC           | 27.639 |
| 25-Mar-19 | 0.625                     | 73.987  | 40.354 | YC           | 27.972 |
| 26-Mar-19 | 0.618                     | 74.605  | 40.639 | YC           | 28.305 |
| 27-Mar-19 | 0.627                     | 75.232  | 40.933 | YC           | 28.638 |
| 28-Mar-19 | 0.624                     | 75.856  | 41.224 | YC           | 28.971 |
| 29-Mar-19 | 0.599                     | 76.455  | 41.490 | YC           | 29.304 |
| 30-Mar-19 | 0.673                     | 77.128  | 41.830 | YC           | 29.637 |
| 31-Mar-19 | 0.663                     | 77.791  | 42.160 | YC           | 29.970 |
| 01-Apr-19 | 0.597                     | 78.388  | 42.424 | YC           | 30.303 |
| 02-Apr-19 | 0.585                     | 78.973  | 42.676 | YC           | 30.636 |
| 03-Apr-19 | 0.553                     | 79.526  | 42.896 | YC           | 30.969 |
| 04-Apr-19 | 0.553                     | 80.079  | 43.116 | YC           | 31.302 |
| 05-Apr-19 | 0.541                     | 80.620  | 43.324 | YC           | 31.635 |
| 06-Apr-19 | 0.548                     | 81.168  | 43.539 | YC           | 31.968 |
| 07-Apr-19 | 0.580                     | 81.748  | 43.786 | YC           | 32.301 |
| 08-Apr-19 | 0.556                     | 82.304  | 44.009 | YC           | 32.634 |
| 09-Apr-19 | 0.522                     | 82.826  | 44.198 | YC           | 32.967 |
| 10-Apr-19 | 0.484                     | 83.310  | 44.349 | YC           | 33.300 |
| 11-Apr-19 | 0.506                     | 83.816  | 44.522 | YC           | 33.633 |
| 12-Apr-19 | 0.503                     | 84.319  | 44.692 | YC           | 33.966 |
| 13-Apr-19 | 0.480                     | 84.799  | 44.839 | YC           | 34.299 |
| 14-Apr-19 | 0.559                     | 85.358  | 45.065 | YC           | 34.632 |
| 15-Apr-19 | 0.520                     | 85.878  | 45.252 | YC           | 34.965 |
| 16-Apr-19 | 0.624                     | 86.502  | 45.543 | YC           | 35.298 |
| 17-Apr-19 | 0.610                     | 87.112  | 45.820 | YC           | 35.631 |
| 18-Apr-19 | 0.552                     | 87.664  | 46.039 | YC           | 35.964 |
| 19-Apr-19 | 0.614                     | 88.278  | 46.320 | YC           | 36.297 |
| 20-Apr-19 | 0.618                     | 88.896  | 46.605 | YC           | 36.630 |
| 21-Apr-19 | 0.720                     | 89.616  | 46.992 | YC           | 36.963 |
| 22-Apr-19 | 0.883                     | 90.499  | 47.542 | YC           | 37.296 |
| 23-Apr-19 | 0.892                     | 91.391  | 48.101 | YC           | 37.629 |
| 24-Apr-19 | 0.712                     | 92.103  | 48.480 | YC           | 37.962 |
| 25-Apr-19 | 0.700                     | 92.803  | 48.847 | YC           | 38.295 |
| 26-Apr-19 | 0.668                     | 93.471  | 49.182 | YC           | 38.628 |
| 27-Apr-19 | 0.707                     | 94.178  | 49.556 | YC           | 38.961 |
| 28-Apr-19 | 0.744                     | 94.922  | 49.967 | YC           | 39.294 |
| 29-Apr-19 | 0.847                     | 95.769  | 50.481 | YC           | 39.627 |
| 30-Apr-19 | 0.781                     | 96.550  | 50.929 | YC           | 39.960 |
| 01-May-19 | 0.748                     | 97.298  | 51.344 | YC           | 40.293 |
| 02-May-19 | 0.695                     | 97.993  | 51.706 | YC           | 40.626 |
| 03-May-19 | 0.688                     | 98.681  | 52.061 | YC           | 40.959 |
| 04-May-19 | 0.699                     | 99.380  | 52.427 | YC           | 41.292 |
| 05-May-19 | 0.724                     | 100.104 | 52.818 | YC           | 41.625 |
| 06-May-19 | Start Irrigation<br>0.731 | 100.835 | 53.216 | 18.550<br>YC | 41.958 |

| Date        | Volume (MG) |
|-------------|-------------|
| 28-Jun-2019 | 50.20       |
| 22-Jul-2019 | 48.10       |
| 29-Jul-2019 | 41.67       |
| 05-Aug-2019 | 32.40       |
| 19-Aug-2019 | 18.70       |
| 26-Aug-2019 | 13.78       |
| 03-Sep-2019 | 12.80       |
| 09-Sep-2019 | 11.40       |
| 16-Sep-2019 | 6.20        |
| 23-Sep-2019 | 8.10        |
| 01-Oct-2019 | 6.50        |

| 2017        |       | 2018        |       | 2019        |       | 2020        |       |
|-------------|-------|-------------|-------|-------------|-------|-------------|-------|
| 01-Mar-2017 | 0.156 | 01-Mar-2018 | 0.254 | 01-Mar-2019 | 0.206 | 01-Mar-2020 | 0.221 |
| 02-Mar-2017 | 0.223 | 02-Mar-2018 | 0.191 | 02-Mar-2019 | 0.215 | 02-Mar-2020 | 0.212 |
| 03-Mar-2017 | 0.161 | 03-Mar-2018 | 0.149 | 03-Mar-2019 | 0.210 | 03-Mar-2020 | 0.198 |
| 04-Mar-2017 | 0.184 | 04-Mar-2018 | 0.267 | 04-Mar-2019 | 0.209 | 04-Mar-2020 | 0.210 |
| 05-Mar-2017 | 0.203 | 05-Mar-2018 | 0.102 | 05-Mar-2019 | 0.195 | 05-Mar-2020 | 0.208 |
| 06-Mar-2017 | 0.149 | 06-Mar-2018 | 0.251 | 06-Mar-2019 | 0.205 | 06-Mar-2020 | 0.238 |
| 07-Mar-2017 | 0.223 | 07-Mar-2018 | 0.131 | 07-Mar-2019 | 0.204 | 07-Mar-2020 | 0.223 |
| 08-Mar-2017 | 0.153 | 08-Mar-2018 | 0.201 | 08-Mar-2019 | 0.207 | 08-Mar-2020 | 0.216 |
| 09-Mar-2017 | 0.203 | 09-Mar-2018 | 0.246 | 09-Mar-2019 | 0.217 | 09-Mar-2020 | 0.224 |
| 10-Mar-2017 | 0.189 | 10-Mar-2018 | 0.116 | 10-Mar-2019 | 0.201 | 10-Mar-2020 | 0.203 |
| 11-Mar-2017 | 0.167 | 11-Mar-2018 | 0.248 | 11-Mar-2019 | 0.204 | 11-Mar-2020 | 0.211 |
| 12-Mar-2017 | 0.221 | 12-Mar-2018 | 0.141 | 12-Mar-2019 | 0.204 | 12-Mar-2020 | 0.207 |
| 13-Mar-2017 | 0.167 | 13-Mar-2018 | 0.227 | 13-Mar-2019 | 0.206 | 13-Mar-2020 | 0.213 |
| 14-Mar-2017 | 0.174 | 14-Mar-2018 | 0.232 | 14-Mar-2019 | 0.201 | 14-Mar-2020 | 0.216 |
| 15-Mar-2017 | 0.219 | 15-Mar-2018 | 0.126 | 15-Mar-2019 | 0.204 | 15-Mar-2020 | 0.209 |
| 16-Mar-2017 | 0.173 | 16-Mar-2018 | 0.253 | 16-Mar-2019 | 0.200 | 16-Mar-2020 | 0.227 |
| 17-Mar-2017 | 0.216 | 17-Mar-2018 | 0.101 | 17-Mar-2019 | 0.202 | 17-Mar-2020 | 0.205 |
| 18-Mar-2017 | 0.189 | 18-Mar-2018 | 0.244 | 18-Mar-2019 | 0.203 | 18-Mar-2020 | 0.163 |
| 19-Mar-2017 | 0.161 | 19-Mar-2018 | 0.158 | 19-Mar-2019 | 0.206 | 19-Mar-2020 | 0.168 |
| 20-Mar-2017 | 0.197 | 20-Mar-2018 | 0.163 | 20-Mar-2019 | 0.202 | 20-Mar-2020 | 0.167 |
| 21-Mar-2017 | 0.161 | 21-Mar-2018 | 0.239 | 21-Mar-2019 | 0.199 | 21-Mar-2020 | 0.158 |
| 22-Mar-2017 | 0.149 | 22-Mar-2018 | 0.094 | 22-Mar-2019 | 0.204 | 22-Mar-2020 | 0.176 |
| 23-Mar-2017 | 0.202 | 23-Mar-2018 | 0.239 | 23-Mar-2019 | 0.211 | 23-Mar-2020 | 0.173 |
| 24-Mar-2017 | 0.138 | 24-Mar-2018 | 0.123 | 24-Mar-2019 | 0.211 | 24-Mar-2020 | 0.168 |
| 25-Mar-2017 | 0.212 | 25-Mar-2018 | 0.216 | 25-Mar-2019 | 0.213 | 25-Mar-2020 | 0.193 |
| 26-Mar-2017 | 0.162 | 26-Mar-2018 | 0.242 | 26-Mar-2019 | 0.210 | 26-Mar-2020 | 0.199 |
| 27-Mar-2017 | 0.149 | 27-Mar-2018 | 0.101 | 27-Mar-2019 | 0.205 | 27-Mar-2020 | 0.075 |
| 28-Mar-2017 | 0.207 | 28-Mar-2018 | 0.242 | 28-Mar-2019 | 0.204 | 28-Mar-2020 | 0.086 |
| 29-Mar-2017 | 0.150 | 29-Mar-2018 | 0.157 | 29-Mar-2019 | 0.196 | 29-Mar-2020 | 0.173 |
| 30-Mar-2017 | 0.191 | 30-Mar-2018 | 0.192 | 30-Mar-2019 | 0.200 | 30-Mar-2020 | 0.161 |
| 31-Mar-2017 | 0.166 | 31-Mar-2018 | 0.266 | 31-Mar-2019 | 0.202 | 31-Mar-2020 | 0.165 |
| 01-Apr-2017 | 0.153 | 01-Apr-2018 | 0.086 | 01-Apr-2019 | 0.200 | 01-Apr-2020 | 0.169 |
| 02-Apr-2017 | 0.200 | 02-Apr-2018 | 0.231 | 02-Apr-2019 | 0.196 | 02-Apr-2020 | 0.170 |
| 03-Apr-2017 | 0.151 | 03-Apr-2018 | 0.087 | 03-Apr-2019 | 0.184 | 03-Apr-2020 | 0.185 |
| 04-Apr-2017 | 0.147 | 04-Apr-2018 | 0.220 | 04-Apr-2019 | 0.192 | 04-Apr-2020 | 0.183 |
| 05-Apr-2017 | 0.194 | 05-Apr-2018 | 0.123 | 05-Apr-2019 | 0.195 | 05-Apr-2020 | 0.179 |
| 06-Apr-2017 | 0.125 | 06-Apr-2018 | 0.191 | 06-Apr-2019 | 0.185 | 06-Apr-2020 | 0.184 |
| 07-Apr-2017 | 0.178 | 07-Apr-2018 | 0.196 | 07-Apr-2019 | 0.200 | 07-Apr-2020 | 0.196 |
| 08-Apr-2017 | 0.164 | 08-Apr-2018 | 0.111 | 08-Apr-2019 | 0.193 | 08-Apr-2020 | 0.142 |
| 09-Apr-2017 | 0.142 | 09-Apr-2018 | 0.224 | 09-Apr-2019 | 0.195 | 09-Apr-2020 | 0.153 |
| 10-Apr-2017 | 0.205 | 10-Apr-2018 | 0.076 | 10-Apr-2019 | 0.190 | 10-Apr-2020 | 0.147 |
| 11-Apr-2017 | 0.133 | 11-Apr-2018 | 0.243 | 11-Apr-2019 | 0.184 | 11-Apr-2020 | 0.155 |
| 12-Apr-2017 | 0.130 | 12-Apr-2018 | 0.089 | 12-Apr-2019 | 0.182 | 12-Apr-2020 | 0.177 |
| 13-Apr-2017 | 0.204 | 13-Apr-2018 | 0.243 | 13-Apr-2019 | 0.188 | 13-Apr-2020 | 0.166 |
| 14-Apr-2017 | 0.145 | 14-Apr-2018 | 0.080 | 14-Apr-2019 | 0.185 | 14-Apr-2020 | 0.164 |
| 15-Apr-2017 | 0.143 | 15-Apr-2018 | 0.227 | 15-Apr-2019 | 0.188 | 15-Apr-2020 | 0.157 |
| 16-Apr-2017 | 0.184 | 16-Apr-2018 | 0.117 | 16-Apr-2019 | 0.192 | 16-Apr-2020 | 0.155 |
| 17-Apr-2017 | 0.118 | 17-Apr-2018 | 0.181 | 17-Apr-2019 | 0.180 | 17-Apr-2020 | 0.164 |
| 18-Apr-2017 | 0.130 | 18-Apr-2018 | 0.195 | 18-Apr-2019 | 0.186 | 18-Apr-2020 | 0.160 |
| 19-Apr-2017 | 0.169 | 19-Apr-2018 | 0.115 | 19-Apr-2019 | 0.213 | 19-Apr-2020 | 0.179 |
| 20-Apr-2017 | 0.120 | 20-Apr-2018 | 0.213 | 20-Apr-2019 | 0.199 | 20-Apr-2020 | 0.164 |
| 21-Apr-2017 | 0.120 | 21-Apr-2018 | 0.108 | 21-Apr-2019 | 0.214 | 21-Apr-2020 | 0.166 |
| 22-Apr-2017 | 0.115 | 22-Apr-2018 | 0.258 | 22-Apr-2019 | 0.210 | 22-Apr-2020 | 0.165 |
| 23-Apr-2017 | 0.125 | 23-Apr-2018 | 0.079 | 23-Apr-2019 | 0.196 | 23-Apr-2020 | 0.159 |
| 24-Apr-2017 | 0.169 | 24-Apr-2018 | 0.241 | 24-Apr-2019 | 0.183 | 24-Apr-2020 | 0.137 |
| 25-Apr-2017 | 0.135 | 25-Apr-2018 | 0.062 | 25-Apr-2019 | 0.165 | 25-Apr-2020 | 0.150 |
| 26-Apr-2017 | 0.115 | 26-Apr-2018 | 0.222 | 26-Apr-2019 | 0.173 | 26-Apr-2020 | 0.168 |
| 27-Apr-2017 | 0.133 | 27-Apr-2018 | 0.071 | 27-Apr-2019 | 0.154 | 27-Apr-2020 | 0.152 |
| 28-Apr-2017 | 0.115 | 28-Apr-2018 | 0.185 | 28-Apr-2019 | 0.165 | 28-Apr-2020 | 0.165 |
| 29-Apr-2017 | 0.117 | 29-Apr-2018 | 0.101 | 29-Apr-2019 | 0.165 | 29-Apr-2020 | 0.155 |

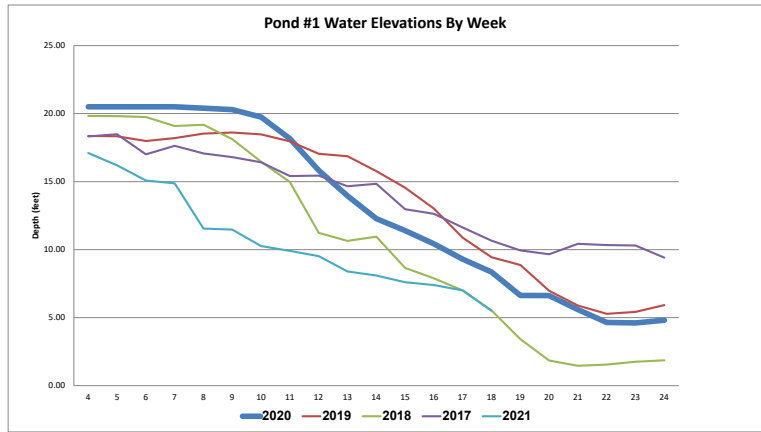
|             |        |             |        |             |        |             |        |
|-------------|--------|-------------|--------|-------------|--------|-------------|--------|
| 30-Apr-2017 | 0.171  | 30-Apr-2018 | 0.193  | 30-Apr-2019 | 0.170  | 30-Apr-2020 | 0.145  |
| 01-May-2017 | 0.112  | 01-May-2018 | 0.114  | 01-May-2019 | 0.163  | 01-May-2020 | 0.153  |
| 02-May-2017 | 0.125  | 02-May-2018 | 0.187  | 02-May-2019 | 0.167  | 02-May-2020 | 0.123  |
| 03-May-2017 | 0.122  | 03-May-2018 | 0.127  | 03-May-2019 | 0.170  | 03-May-2020 | 0.160  |
| 04-May-2017 | 0.159  | 04-May-2018 | 0.172  | 04-May-2019 | 0.156  | 04-May-2020 | 0.161  |
| 05-May-2017 | 0.137  | 05-May-2018 | 0.111  | 05-May-2019 | 0.162  | 05-May-2020 | 0.160  |
| 06-May-2017 | 0.112  | 06-May-2018 | 0.155  | 06-May-2019 | 0.176  | 06-May-2020 | 0.162  |
| 07-May-2017 | 0.112  | 07-May-2018 | 0.136  | 07-May-2019 | 0.183  | 07-May-2020 | 0.164  |
| 08-May-2017 | 0.118  | 08-May-2018 | 0.185  | 08-May-2019 | 0.167  | 08-May-2020 | 0.158  |
| 09-May-2017 | 0.120  | 09-May-2018 | 0.105  | 09-May-2019 | 0.141  | 09-May-2020 | 0.174  |
| 10-May-2017 | 0.177  | 10-May-2018 | 0.229  | 10-May-2019 | 0.179  | 10-May-2020 | 0.154  |
| 11-May-2017 | 0.117  | 11-May-2018 | 0.085  | 11-May-2019 | 0.138  | 11-May-2020 | 0.156  |
| 12-May-2017 | 0.141  | 12-May-2018 | 0.179  | 12-May-2019 | 0.166  | 12-May-2020 | 0.163  |
| 13-May-2017 | 0.187  | 13-May-2018 | 0.116  | 13-May-2019 | 0.182  | 13-May-2020 | 0.164  |
| 14-May-2017 | 0.139  | 14-May-2018 | 0.195  | 14-May-2019 | 0.177  | 14-May-2020 | 0.181  |
| 15-May-2017 | 0.153  | 15-May-2018 | 0.118  | 15-May-2019 | 0.185  | 15-May-2020 | 0.141  |
| 16-May-2017 | 0.208  | 16-May-2018 | 0.242  | 16-May-2019 | 0.197  | 16-May-2020 | 0.145  |
| 17-May-2017 | 0.133  | 17-May-2018 | 0.074  | 17-May-2019 | 0.193  | 17-May-2020 | 0.175  |
| 18-May-2017 | 0.190  | 18-May-2018 | 0.241  | 18-May-2019 | 0.180  | 18-May-2020 | 0.226  |
| 19-May-2017 | 0.155  | 19-May-2018 | 0.107  | 19-May-2019 | 0.163  | 19-May-2020 | 0.187  |
| 20-May-2017 | 0.172  | 20-May-2018 | 0.211  | 20-May-2019 | 0.177  | 20-May-2020 | 0.187  |
| 21-May-2017 | 0.181  | 21-May-2018 | 0.227  | 21-May-2019 | 0.166  | 21-May-2020 | 0.171  |
| 22-May-2017 | 0.164  | 22-May-2018 | 0.138  | 22-May-2019 | 0.199  | 22-May-2020 | 0.181  |
| 23-May-2017 | 0.284  | 23-May-2018 | 0.248  | 23-May-2019 | 0.262  | 23-May-2020 | 0.157  |
| 24-May-2017 | 0.238  | 24-May-2018 | 0.096  | 24-May-2019 | 0.202  | 24-May-2020 | 0.182  |
| 25-May-2017 | 0.245  | 25-May-2018 | 0.262  | 25-May-2019 | 0.179  | 25-May-2020 | 0.183  |
| 26-May-2017 | 0.210  | 26-May-2018 | 0.094  | 26-May-2019 | 0.244  | 26-May-2020 | 0.204  |
| 27-May-2017 | 0.224  | 27-May-2018 | 0.240  | 27-May-2019 | 0.204  | 27-May-2020 | 0.239  |
| 28-May-2017 | 0.187  | 28-May-2018 | 0.106  | 28-May-2019 | 0.220  | 28-May-2020 | 0.266  |
| 29-May-2017 | 0.268  | 29-May-2018 | 0.256  | 29-May-2019 | 0.208  | 29-May-2020 | 0.252  |
| 30-May-2017 | 0.219  | 30-May-2018 | 0.206  | 30-May-2019 | 0.223  | 30-May-2020 | 0.207  |
| 31-May-2017 | 0.316  | 31-May-2018 | 0.197  | 31-May-2019 | 0.211  | 31-May-2020 | 0.216  |
| 01-Jun-2017 | 0.311  | 01-Jun-2018 | 0.270  | 01-Jun-2019 | 0.254  | 01-Jun-2020 | 0.260  |
|             | 10.186 |             | 10.197 |             | 11.616 |             | 10.723 |

Monthly Wastewater Flow Totals

| Year | January | February | March | April | May   | June  | July  | August | September | October | November | December | Yearly<br>Total (MG) |
|------|---------|----------|-------|-------|-------|-------|-------|--------|-----------|---------|----------|----------|----------------------|
| 1993 | 7.40    | 7.34     | 8.83  | 6.91  | 16.01 | 14.61 | 14.32 | 12.16  | 12.37     | 5.87    | 4.16     | 7.11     | 117.09               |
| 1994 | 7.62    | 7.21     | 8.91  | 8.46  | 6.03  | 6.22  | 8.01  | 7.78   | 5.48      | 3.66    | 3.70     | 7.51     | 80.58                |
| 1995 | 8.14    | 7.79     | 9.03  | 9.12  | 15.86 | 12.33 | 8.98  | 5.02   | 3.25      | 2.38    | 2.78     | 5.72     | 90.39                |
| 1996 | 5.87    | 6.21     | 7.38  | 8.79  | 11.69 | 9.13  | 5.26  | 4.94   | 4.62      | 4.06    | 3.79     | 7.80     | 79.56                |
| 1997 | 8.55    | 7.87     | 10.15 | 9.27  | 19.38 | 14.50 | 9.67  | 8.02   | 5.61      | 4.11    | 4.45     | 8.55     | 110.14               |
| 1998 | 8.97    | 8.25     | 10.07 | 9.01  | 11.22 | 11.78 | 9.77  | 7.80   | 5.94      | 4.65    | 4.54     | 8.10     | 100.09               |
| 1999 | 8.18    | 8.16     | 10.06 | 7.20  | 7.23  | 7.61  | 7.74  | 7.62   | 5.83      | 4.18    | 3.95     | 7.25     | 85.02                |
| 2000 | 8.39    | 8.41     | 9.97  | 8.74  | 7.20  | 6.22  | 7.55  | 7.15   | 5.20      | 4.52    | 4.50     | 7.77     | 85.62                |
| 2001 | 8.94    | 9.03     | 10.59 | 7.62  | 5.54  | 6.30  | 7.79  | 7.53   | 5.60      | 4.37    | 4.39     | 7.77     | 85.47                |
| 2002 | 8.64    | 8.76     | 10.48 | 7.24  | 6.60  | 7.63  | 8.41  | 7.56   | 5.78      | 4.15    | 4.05     | 7.48     | 86.77                |
| 2003 | 8.53    | 8.62     | 10.53 | 8.27  | 8.45  | 6.60  | 7.59  | 7.56   | 5.31      | 4.33    | 3.95     | 7.73     | 87.46                |
| 2004 | 9.01    | 8.86     | 10.02 | 6.27  | 4.29  | 6.11  | 7.52  | 7.14   | 6.19      | 4.39    | 4.84     | 7.88     | 82.50                |
| 2005 | 8.58    | 8.39     | 10.07 | 6.13  | 5.52  | 8.31  | 7.68  | 7.69   | 7.41      | 5.77    | 7.51     | 12.97    | 96.04                |
| 2006 | 15.05   | 13.11    | 13.49 | 14.62 | 9.79  | 7.80  | 9.82  | 9.31   | 8.25      | 6.97    | 6.43     | 11.28    | 125.90               |
| 2007 | 12.53   | 11.23    | 14.17 | 9.81  | 6.63  | 7.48  | 8.84  | 8.99   | 7.71      | 6.97    | 6.40     | 10.41    | 111.16               |
| 2008 | 11.80   | 11.44    | 11.99 | 6.87  | 15.62 | 14.23 | 11.45 | 8.36   | 6.51      | 5.20    | 5.40     | 10.60    | 119.45               |
| 2009 | 11.76   | 11.37    | 12.42 | 10.38 | 13.17 | 8.86  | 8.82  | 7.41   | 5.17      | 4.69    | 4.78     | 9.27     | 108.09               |
| 2010 | 10.13   | 10.21    | 11.04 | 9.50  | 8.63  | 9.37  | 9.66  | 8.92   | 7.14      | 4.79    | 5.86     | 10.70    | 105.95               |
| 2011 | 11.63   | 11.10    | 12.79 | 9.41  | 20.49 | 14.76 | 11.90 | 9.16   | 6.98      | 6.62    | 6.67     | 10.32    | 131.82               |
| 2012 | 10.79   | 10.50    | 13.23 | 10.95 | 6.70  | 7.31  | 10.34 | 9.81   | 7.75      | 5.47    | 5.62     | 10.84    | 109.31               |
| 2013 | 10.99   | 10.60    | 12.68 | 9.22  | 8.56  | 8.85  | 11.02 | 10.31  | 7.76      | 5.79    | 6.11     | 12.04    | 113.92               |
| 2014 | 14.82   | 13.81    | 15.91 | 13.42 | 14.76 | 9.95  | 10.21 | 9.71   | 6.67      | 5.71    | 6.77     | 11.35    | 133.07               |
| 2015 | 13.44   | 12.58    | 14.85 | 10.98 | 8.36  | 8.67  | 10.45 | 9.87   | 8.79      | 6.28    | 6.87     | 11.86    | 122.99               |
| 2016 | 12.89   | 12.50    | 15.05 | 13.83 | 10.95 | 11.47 | 13.58 | 11.62  | 9.07      | 7.94    | 7.88     | 12.51    | 139.28               |
| 2017 | 14.52   | 13.88    | 17.58 | 14.00 | 12.66 | 13.31 | 14.81 | 12.61  | 11.15     | 8.98    | 8.40     | 13.50    | 155.41               |
| 2018 | 16.02   | 15.77    | 18.70 | 18.76 | 18.61 | 16.06 | 15.41 | 12.37  | 9.81      | 8.17    | 7.68     | 11.98    | 169.33               |
| 2019 | 15.10   | 14.12    | 16.02 | 17.59 | 14.39 | 13.38 | 14.96 | 13.18  | 10.23     | 8.34    | 8.56     | 13.41    | 159.29               |
|      | 13%     | 11%      | 17%   | 1%    | 16%   | 16%   | 9%    | 9%     | 23%       | 13%     | 7%       | 11.8%    | 11.2%                |
| 2020 | 15.41   | 15.67    | 13.56 | 11.05 | 18.83 | 16.32 |       |        |           |         |          |          |                      |

Flows Are Monthly Totals In Million Gallons

| Week | 2021  | 2020  | 2019  | 2018  | 2017  |
|------|-------|-------|-------|-------|-------|
| 1    |       | 20.50 | 18.48 | 17.05 | 17.28 |
| 2    |       | 20.50 | 18.34 | 18.54 | 17.85 |
| 3    |       | 20.50 | 18.06 | 19.12 | 18.21 |
| 4    | 17.1  | 20.50 | 18.38 | 19.83 | 18.32 |
| 5    | 16.2  | 20.50 | 18.33 | 19.81 | 18.48 |
| 6    | 15.08 | 20.50 | 17.99 | 19.75 | 17.01 |
| 7    | 14.87 | 20.50 | 18.20 | 19.09 | 17.63 |
| 8    | 11.55 | 20.40 | 18.53 | 19.18 | 17.07 |
| 9    | 11.47 | 20.29 | 18.61 | 18.12 | 16.80 |
| 10   | 10.26 | 19.75 | 18.47 | 16.47 | 16.42 |
| 11   | 9.91  | 18.16 | 17.96 | 14.97 | 15.41 |
| 12   | 9.52  | 15.83 | 17.05 | 11.23 | 15.44 |
| 13   | 8.39  | 13.95 | 16.87 | 10.64 | 14.66 |
| 14   | 8.1   | 12.28 | 15.77 | 10.95 | 14.84 |
| 15   | 7.6   | 11.40 | 14.55 | 8.66  | 12.97 |
| 16   | 7.4   | 10.43 | 13.02 | 7.89  | 12.63 |
| 17   | 7     | 9.30  | 10.88 | 7.00  | 11.63 |
| 18   | 5.5   | 8.35  | 9.44  | 5.53  | 10.66 |
| 19   |       | 6.63  | 8.87  | 3.42  | 9.94  |
| 20   |       | 6.62  | 6.98  | 1.85  | 9.66  |
| 21   |       | 5.59  | 5.89  | 1.46  | 10.43 |
| 22   |       | 4.85  | 5.28  | 1.55  | 10.34 |
| 23   |       | 4.61  | 5.42  | 1.76  | 10.30 |
| 24   |       | 4.81  | 5.92  | 1.86  | 9.41  |





|             |         |       |       |        |
|-------------|---------|-------|-------|--------|
|             |         |       |       | 25.120 |
| 08-Jul-2020 | 563,000 | 0.563 | 0.826 | 24.857 |
| 09-Jul-2020 | 550,000 | 0.550 | 0.980 | 24.427 |
| 10-Jul-2020 | 563,000 | 0.563 | 1.224 | 23.766 |
| 11-Jul-2020 | 548,000 | 0.548 | 1.093 | 23.221 |
| 12-Jul-2020 | 576,000 | 0.576 | 1.280 | 22.517 |
| 13-Jul-2020 | 528,000 | 0.528 | 1.102 | 21.943 |
| 14-Jul-2020 | 503,000 | 0.503 | 0.946 | 21.500 |
| 15-Jul-2020 | 502,000 | 0.502 | 1.158 | 20.844 |
| 16-Jul-2020 | 527,000 | 0.527 | 0.878 | 20.493 |
| 17-Jul-2020 | 587,000 | 0.587 | 1.081 | 19.999 |
| 18-Jul-2020 | 547,000 | 0.547 | 1.265 | 19.281 |
| 19-Jul-2020 | 551,000 | 0.551 | 1.413 | 18.419 |
| 20-Jul-2020 | 524,000 | 0.524 | 1.273 | 17.670 |
| 21-Jul-2020 | 541,000 | 0.541 | 1.052 | 17.159 |
| 22-Jul-2020 | 525,000 | 0.525 | 1.567 | 16.117 |
| 23-Jul-2020 | 536,000 | 0.536 | 1.316 | 15.337 |
| 24-Jul-2020 | 592,000 | 0.592 | 1.314 | 14.615 |
| 25-Jul-2020 | 535,000 | 0.535 | 1.243 | 13.907 |
| 26-Jul-2020 | 566,000 | 0.566 | 1.345 | 13.128 |
| 27-Jul-2020 | 581,000 | 0.581 | 1.251 | 12.458 |
| 28-Jul-2020 | 539,000 | 0.539 | 1.119 | 11.878 |
| 29-Jul-2020 | 524,000 | 0.524 | 1.236 | 11.166 |
| 30-Jul-2020 | 544,000 | 0.544 | 1.240 | 10.470 |
| 31-Jul-2020 | 592,000 | 0.592 | 1.345 | 9.717  |
| 01-Aug-2020 | 503,000 | 0.503 | 1.235 | 8.985  |
| 02-Aug-2020 | 552,000 | 0.552 | 1.201 | 8.336  |
| 03-Aug-2020 | 518,000 | 0.518 | 1.050 | 7.804  |
| 04-Aug-2020 | 627,000 | 0.627 | 0.698 | 7.733  |
| 05-Aug-2020 | 527,000 | 0.527 | 0.661 | 7.599  |
| 06-Aug-2020 | 610,000 | 0.610 | 0.725 | 7.484  |
| 07-Aug-2020 | 533,000 | 0.533 | 1.076 | 6.941  |
| 08-Aug-2020 | 524,000 | 0.524 | 1.009 | 6.456  |
| 09-Aug-2020 | 515,000 | 0.515 | 1.018 | 5.953  |
| 10-Aug-2020 | 563,000 | 0.563 | 0.957 | 5.559  |
| 11-Aug-2020 | 458,000 | 0.458 | 1.067 | 4.950  |
| 12-Aug-2020 | 481,000 | 0.481 | 1.107 | 4.324  |
| 13-Aug-2020 | 521,000 | 0.521 | 0.969 | 3.876  |
| 14-Aug-2020 | 542,000 | 0.542 | 0.835 | 3.583  |
| 15-Aug-2020 | 543,000 | 0.543 | 1.045 | 3.081  |
| 16-Aug-2020 | 516,000 | 0.516 | 0.783 | 2.814  |
| 17-Aug-2020 | 555,000 | 0.555 | 0.763 | 2.606  |
| 18-Aug-2020 | 424,000 | 0.424 | 1.079 | 1.951  |
| 19-Aug-2020 | 456,000 | 0.456 | 1.045 | 1.362  |
| 20-Aug-2020 | 453,000 | 0.453 | 0.705 | 1.110  |
| 21-Aug-2020 | 430,000 | 0.430 | 0.281 | 1.259  |
| 22-Aug-2020 | 469,000 | 0.469 | 0.075 | 1.653  |
| 23-Aug-2020 | 508,000 | 0.508 | 0.570 | 1.591  |
| 24-Aug-2020 | 555,000 | 0.555 | 0.459 | 1.687  |
| 25-Aug-2020 | 420,000 | 0.420 | 0.657 | 1.450  |
| 26-Aug-2020 | 422,000 | 0.422 | 0.680 | 1.192  |
| 27-Aug-2020 | 580,000 | 0.580 | 0.562 | 1.210  |
| 28-Aug-2020 | 554,000 | 0.554 | 0.575 | 1.189  |

25.120

|             |         |       |       |        |
|-------------|---------|-------|-------|--------|
| 29-Aug-2020 | 471,000 | 0.471 | 0.264 | 1.396  |
| 30-Aug-2020 | 429,000 | 0.429 | 0.530 | 1.295  |
| 31-Aug-2020 | 422,000 | 0.422 | 0.500 | 1.217  |
| 01-Sep-2020 | 465,000 | 0.465 | 0.056 | 1.626  |
| 02-Sep-2020 | 457,000 | 0.457 | 0.419 | 1.664  |
| 03-Sep-2020 | 442,000 | 0.442 | 0.968 | 1.138  |
| 04-Sep-2020 | 495,000 | 0.495 | 0.963 | 0.670  |
| 05-Sep-2020 | 506,000 | 0.506 | 0.985 | 0.191  |
| 06-Sep-2020 | 507,000 | 0.507 | 0.528 | 0.170  |
| 07-Sep-2020 | 451,000 | 0.451 | 0.457 | 0.164  |
| 08-Sep-2020 | 430,000 | 0.430 | 0.368 | 0.226  |
| 09-Sep-2020 | 439,000 | 0.439 | 0.432 | 0.233  |
| 10-Sep-2020 | 428,000 | 0.428 | 0.493 | 0.168  |
| 11-Sep-2020 | 451,000 | 0.451 | 0.417 | 0.202  |
| 12-Sep-2020 | 505,000 | 0.505 | 0.529 | 0.178  |
| 13-Sep-2020 | 509,000 | 0.509 | 0.397 | 0.290  |
| 14-Sep-2020 | 523,000 | 0.523 | 0.487 | 0.326  |
| 15-Sep-2020 | 508,000 | 0.508 | 0.701 | 0.133  |
| 16-Sep-2020 | 679,000 | 0.679 | 0.830 | -0.018 |
| 17-Sep-2020 | 528,000 | 0.528 | 0.584 | -0.074 |
| 18-Sep-2020 | 429,000 | 0.429 | 0.695 | -0.340 |
| 19-Sep-2020 | 408,000 | 0.408 | 0.374 | -0.306 |
| 20-Sep-2020 | 393,000 | 0.393 | 0.088 | -0.001 |
| 21-Sep-2020 | 556,000 | 0.556 | 0.000 | 0.555  |
| 22-Sep-2020 | 379,000 | 0.379 | 0.189 | 0.745  |
| 23-Sep-2020 | 437,000 | 0.437 | 0.725 | 0.457  |
| 24-Sep-2020 | 459,000 | 0.459 | 0.729 | 0.187  |
| 25-Sep-2020 | 426,000 | 0.426 | 0.387 | 0.226  |
| 26-Sep-2020 | 406,000 | 0.406 | 0.000 | 0.632  |
| 27-Sep-2020 | 407,000 | 0.407 | 0.000 | 1.039  |
| 28-Sep-2020 | 434,000 | 0.434 | 0.290 | 1.183  |
| 29-Sep-2020 | 392,000 | 0.392 | 0.200 | 1.375  |
| 30-Sep-2020 | 401,000 | 0.401 | 0.000 | 1.776  |
| 01-Oct-2020 | 406,000 | 0.406 | 0.000 | 2.182  |
| 02-Oct-2020 | 401,000 | 0.401 | 0.170 | 2.413  |
| 03-Oct-2020 | 377,000 | 0.377 | 0.000 | 2.790  |
| 04-Oct-2020 | 382,000 | 0.382 | 0.250 | 2.922  |
| 05-Oct-2020 | 354,000 | 0.354 | 0.173 | 3.103  |
| 06-Oct-2020 | 302,000 | 0.302 | 0.772 | 2.633  |
| 07-Oct-2020 | 288,000 | 0.288 |       |        |
| 08-Oct-2020 | 306,000 | 0.306 |       |        |
| 09-Oct-2020 | 341,000 | 0.341 |       |        |
| 10-Oct-2020 | 264,000 | 0.264 |       |        |
| 11-Oct-2020 | 306,000 | 0.306 |       |        |
| 12-Oct-2020 | 293,000 | 0.293 |       |        |
| 13-Oct-2020 | 284,000 | 0.284 |       |        |
| 14-Oct-2020 | 298,000 | 0.298 |       |        |
| 15-Oct-2020 | 299,000 | 0.299 |       |        |

## CERTIFICATE OF SERVICE

I, John Phillip Meyer, hereby certify that I have served true and accurate copies of the foregoing Witness and Exhibit List - Witness and Exhibit List to the following on 01-31-2024:

David Kim Wilson (Attorney)  
401 North Last Chance Gulch  
Helena MT 59601

Representing: Craig Matthews, Quinn O'Connor, Isaac Cheek, Cottonwood Environmental Law Center, Steve Atencio  
Service Method: eService

Robert M. Farris-Olsen (Attorney)  
401 N. Last Chance Gulch  
Helena MT 59601

Representing: Craig Matthews, Isaac Cheek, Cottonwood Environmental Law Center, Steve Atencio  
Service Method: eService

Aaron Tyler Pettis (Attorney)  
Department of Environmental Quality  
Legal Unit  
1520 East Sixth  
Helena MT 59601

Representing: Montana Department of Environmental Quality  
Service Method: eService

Robert M. Farris-Olsen (Attorney)  
401 N. Last Chance Gulch  
Helena MT 59601

Representing: Quinn O'Connor  
Service Method: eService

Montana Attorney General - Austen Knudsen (Defendant)  
Service Method: Email

Austin Miles Knudsen (Govt Attorney)  
215 N. Sanders  
Helena MT 59620

Service Method: eService  
E-mail Address: dojsupremecourtefilings@mt.gov

Electronically Signed By: John Phillip Meyer  
Dated: 01-31-2024